

2009 Western Australian Referendum on Daylight Saving



WESTERN AUSTRALIAN
Electoral Commission

Report



FOREWORD

In October 2006 a private members Bill was introduced into Parliament by the then MLA for Kalgoorlie Mr Matt Birney to provide for a trial period of daylight saving in Western Australia with a referendum to be held thereafter on the question of daylight saving on a permanent basis.

Royal Assent was given on 24 November 2006 and under the *Daylight Saving Act 2006*, trial periods of daylight saving were held over the summers of 2006–2007, 2007–2008 and 2008–2009. It was a requirement under the Act that the prescribed question be submitted to electors on a day not earlier than 10 May 2009 or later than September 2009.

On 27 January 2009 the Government announced that the referendum would be held on 16 May 2009. Accordingly the writ was issued on 9 April 2009. This was the fourth referendum on the matter of daylight saving in the State in 34 years. As with the previous referendums the question was defeated with a slightly increased margin, with 54.6% of electors against daylight saving and 45.4% of electors in favour.

The referendum was managed on a project basis similar to that for the 2008 State general election, with particular attention given to casual staff training, material handling and results dissemination.

The announcement of the polling date four months in advance greatly assisted planning; 776 polling places were established, 240 special institutions and hospitals were visited along with 67 remote communities, 6,400 casual staff were recruited, over 70,000 electors voted early in person and 46,000 electors chose to vote by post. As a first, the Electoral Commission established a virtual tally room to carry polling night results which proved simple and effective. The turnout for the referendum was an encouraging 83.6%.

In all aspects the referendum was well conducted and my thanks go to the many permanent and casual staff involved in delivering this service to the electors of Western Australia.

The first section of this report provides details about the processes involved in the conduct of the 2009 Daylight Saving Referendum. The second part of the report gives the results and statistics for the referendum.



Warwick Gately AM
ELECTORAL COMMISSIONER
9 June 2010

TABLE OF CONTENTS

INTRODUCTION	1
DAYLIGHT SAVING ACT 2006	1
A BRIEF HISTORY OF REFERENDA IN WESTERN AUSTRALIA	1
REFERENDA ON CONSTITUTIONAL CHANGE	1
REFERENDA PURSUANT TO SPECIFIC ACTS OF PARLIAMENT	2
REFERENDA IN WESTERN AUSTRALIA.....	3
THE DAYLIGHT SAVING REFERENDUM.....	4
REFERENDUM PLANNING	5
Provisions of the <i>Electoral Act 1907</i> that Apply to Referenda	5
Legislative Amendments.....	6
Returning Officer Appointments	6
COMMUNITY AWARENESS	6
Advertising and Public Relations Campaign	7
Website	7
Electors with a disability.....	8
Electors with sight impairment	8
Electors with hearing impairment	8
Electors with limited mobility.....	8
General early voters (with a disability)	8
Australians from linguistically and culturally diverse backgrounds	8
Indigenous electors	9
Call Centre	9
THE ‘YES’ AND ‘NO’ CASES	11
Enrolment	13
POLLING	13
Polling Arrangements.....	13
Easy Vote recording system	13
Methods of Voting	14
Early Voting	14
Early Voting in Person	14
Early Voting by Post	15
Drive in polling places	16
Mobile polling places	16
Remote polling.....	16
Ballot Paper Design and Production.....	17
Formality of Ballot Papers	17
Results	18
RETURN OF THE WRIT AND STATEMENT OF RESULT	19
RESULTS	21
FINAL RESULTS BY DISTRICT	23
REGIONAL RESULTS: METROPOLITAN	25
REGIONAL RESULTS: COUNTRY	28
DISTRICT RESULTS	30
INFORMAL SURVEY: METROPOLITAN	98
INFORMAL SURVEY: COUNTRY.....	100
APPENDICES.....	101
APPENDIX 1 – WRIT FOR A REFERENDUM	102
APPENDIX 2 – THE 2009 REFERENDUM FORMALITY GUIDE.....	103
APPENDIX 3 – 2009 REFERENDUM BALLOT PAPER	110
APPENDIX 4 – RETURNING OFFICERS, AREAS, ENROLMENT AND POLLING PLACE NUMBERS....	111
APPENDIX 5 – A LETTER TO THE EDITOR OF <i>THE WEST AUSTRALIAN</i> NEWSPAPER.....	112

INTRODUCTION

On 26 January 2009 the Western Australian Government announced that a referendum on daylight saving would be held on 16 May 2009. The Government also announced that the writ for the referendum would be issued on 9 April 2009, allowing 38 days between the issue of the writ and polling day. This would be Western Australia's fourth referendum on daylight saving.

DAYLIGHT SAVING ACT 2006

The *Daylight Saving Act 2006 (the Act)*, was first introduced as a Private Members Bill by the former Member for Kalgoorlie, Matt Birney MLA, on 25 October 2006. The Act provided for a trial period of daylight saving in Western Australia for three years, for the summers of 2006-2007, 2007-2008 and 2008-2009, with a referendum to be held thereafter on the question of daylight saving on a permanent basis. The Act received Royal Assent on 24 November 2006.

Section 5 of the Act stated that the prescribed question relating to daylight saving was to be submitted to electors under the *Referendums Act 1983*. The *Referendums Act 1983*, in turn, provides that many provisions of the *Electoral Act 1907* apply to the conduct of referenda. These three pieces of legislation applied to this referendum.

Section 5 of the Act prescribed the following question to electors:

Are you in favour of daylight saving being introduced in Western Australia by standard time in the State being advanced one hour from the last Sunday in October 2009 until the last Sunday in March 2010 and in similar fashion for each following year.

If electors were in favour of the continuation of daylight saving they were to mark their ballot paper with the word Yes and if they were not in favour, they were to mark their ballot paper with the word No.

Section 5 of the Act also stipulated that the prescribed question was not to be submitted to electors before 10 May 2009 and no later than 13 September 2009.

A BRIEF HISTORY OF REFERENDA IN WESTERN AUSTRALIA

Referenda on Constitutional Change

In Western Australia, referenda are required where certain changes to the *Constitution Act 1889* are proposed or where particular Acts of Parliament provide for such a process, prior to a proposal becoming law.

This has been a quite recent development in Western Australian political history. Until 1978, a referendum was not required as part of the process of constitutional change. In 1978, section 73 of the *Constitution Act 1889* was amended, requiring that for certain changes (see below) both a parliamentary majority and a popular majority by referendum be achieved. Known as 'double entrenching', this gives additional status to a constitutional statute as compared with ordinary legislation. This change, the most important constitutional amendment in Western Australia since 1905, was enacted to strengthen the constitutional provisions in the aftermath of the Federal constitutional crisis in 1975, during which Prime Minister Gough Whitlam was dismissed.

Referenda are now required where constitutional changes are proposed that expressly or implicitly provide for:

- abolition of or alteration in the office of Governor
- abolition of the Legislative Council or of the Legislative Assembly
- the Legislative Council or the Legislative Assembly to be composed of members other than members directly chosen by the people

- a reduction in the numbers of the members of the Legislative Council or Legislative Assembly
- matters affecting certain other sections of the Constitution including section 73 itself.

No referenda have been held under these new provisions.

Referenda Pursuant to Specific Acts of Parliament

Referenda on issues other than constitutional change are usually held by the government to determine public opinion on a particular issue. There are two forms of this type of referendum. One is a referendum to a Bill, where a question is submitted to electors for the approval or otherwise. The other type is a referendum seeking a general response to a particular issue. The Daylight Saving Referendum was such a referendum. The result of this referendum was not binding on the Government.

In addition to the 2009 Daylight Saving Referendum, Western Australia has seen eleven referenda on issues outside constitutional change. Table 1 on the following page summarises these.

Referenda in Western Australia

Table 1 – Referenda in Western Australia

Polling Date	Legislation Affected	Subject	Outcome
31 July 1900	<i>Australasian Federation Enabling Act 1900</i>	Popular Referendum on Australian Federation	The 'Yes' vote was 69.47% for WA to join the Commonwealth.
26 April 1911	<i>Licensing Act 1911</i>	Local Option Vote 1911 (liquor controls)	The people voted that: the number of licences should not increase; that all new publicans' General Licenses be held by the State; and that the State should manage liquor licensing.
30 April 1921	<i>Licensing Act 1911</i>	Local Option Referendum 1921 (liquor controls)	No district achieved the necessary vote for Prohibition.
4 April 1925	<i>Licensing Act 1911</i>	First Prohibition Referendum	The proposal for Prohibition in WA was defeated.
8 April 1933	<i>Secession Referendum Act 1932</i>	Secession Referendum	There was a 'Yes' response from the people of WA, but when a delegation was sent to Westminster in 1935, the Imperial Parliament refused to intervene on the issue of secession.
9 December 1950	<i>Licensing Act 1911-1949</i>	Second Prohibition Referendum	The proposal for Prohibition was again defeated.
8 March 1975	<i>Daylight Saving Act 1974</i>	First Daylight Saving Referendum	The proposal to make daylight saving permanent after a trial period was rejected.
7 April 1984	<i>Daylight Saving Act 1983</i>	Second Daylight Saving Referendum	The daylight saving proposal was again rejected.
4 April 1992	<i>Daylight Saving Act 1991</i>	Third Daylight Saving Referendum	The daylight saving proposal was rejected for the third time.
26 February 2005	<i>Retail Trading Hours Act 1987</i>	Extension of Retail Trading Hours in the Perth Metropolitan Area	The WA community voted against extending retail trading hours in the Perth Metropolitan Area.
16 May 2009	<i>Daylight Saving Act 2006</i>	Fourth daylight saving referendum	The daylight saving proposal was rejected for the fourth time.

DAYLIGHT SAVING REFERENDUM

Table 2 – Referendum Timeline

Written applications for early votes (by post) <i>S(11) Referendums Act 1983 and s 90 (13) of the Electoral Act.</i>	<i>27 January 2009</i> <i>After polling day has been publicly announced by the Government.</i>
Issue of the writs <i>s4 Referendums Act 1983</i>	<i>9 April 2009</i>
Deadline for submission of ‘Yes’ and ‘No’ arguments <i>s9(3) Referendums Act 1983</i>	<i>16 April 2009</i> <i>7 days after the issue of the writ</i>
Close of electoral rolls	<i>17 April 2009</i>
Early voting (in person) commences <i>s90(3e) Electoral Act 1907</i>	<i>23 April 2009</i>
Early voting (by post) commences <i>s90(13) Electoral Act 1907</i>	<i>23 April 2009</i>
Mobile polling <i>s100B Electoral Act 1907</i>	<i>3 May 2009</i> <i>May occur 14 days prior to and including polling day</i>
Commence scrutiny of early votes <i>S92(8) Electoral Act 1907</i>	<i>13 May 2009</i> <i>Not more than 72 hours prior to polling day</i>
Close of written applications for early votes (by post) <i>S90(5)(a) Electoral Act 1907</i>	<i>14 May 2009</i> <i>6.00 pm on the Thursday preceding polling day</i>
Close of issue of early votes (in person) <i>S90(5)(b) Electoral Act 1907</i>	<i>15 May 2009</i> <i>6.00 pm on the day preceding polling day</i>
Polling day	<i>16 May 2009</i>
Close of receipts of early votes (by post) <i>S92(4c)(b) Electoral Act 1907</i>	<i>21 May 2009</i>
Return of the referendum writs <i>s30 Referendums Act 1983</i>	<i>19 June 2009</i>

Referendum Planning

In accordance with the *Daylight Saving Act 2006* a Daylight Saving referendum was due to be held in 2009 following a three year trial period. The Premier and the Minister for Electoral Affairs jointly announced in a media statement on 26 January 2009 that there would be a referendum held on daylight saving on Saturday 16 May 2009. The early announcement of the referendum date allowed the Commission to fine tune its planning processes including statutory advertisements, publications, public education, ballot paper production and the implementation of systems to record results. 776 polling places were established, 240 special institutions and hospitals were visited along with 67 remote communities, 6,400 casual staff were recruited, over 70,000 electors voted early in person and 46,000 electors chose to vote by post.

The issue of the writ on Thursday 9 April allowed for some referendum planning issues to be addressed in a timely manner, such as the publication of the 'Yes' and 'No' cases required under the *Referendums Act 1983*, and the printing of ballot papers.

Provisions of the *Electoral Act 1907* that Apply to Referenda

Referenda in Western Australia are governed by the *Electoral Act 1907* and the *Referendums Act 1983*. Under the *Referendums Act 1983*, several sections of the *Electoral Act 1907* apply to referenda as if they are elections.

This means that in the case of a referendum, much of the planning processes which apply to elections can also be applied to referenda. For example, voter eligibility is the same, compulsory voting also applies to referenda, and the allocation, set-up and management of polling places are all common to both elections and referenda. Tables 3 and 4 summarises the provisions which apply to referenda.

Table 3 – Provisions of the *Electoral Act 1907* that apply to referenda

Referendum/Election Procedure or Process	Relevant section(s) of the <i>Electoral Act 1907</i> that apply
Absent and early voting (by post)	s90, 92, 93(4) and 94 to 99B (both inclusive)
Polling place allocation	s100(1), s109, s108
Polling arrangements and the set-up and management of polling places	s110, s107, s111, s112
Voting	s115 to s127 (both inclusive), s129 to s133 (both inclusive), s156
Mobile polling	s100A & 100B
Returning officer duties	s102
Conjoint elections	s102A(2) and (3)
Polling place staff	s104, s105, s106
Scrutineer declarations	s114(3)

Table 4 – Additional Provisions of the *Electoral Act 1907* that apply to referenda stated in section 18 of the *Referendums Act 1983*

Referendum/Election Procedure or Process	Relevant sections(s) of the <i>Electoral Act 1907</i> that apply to a referendum as if it were an election
General polling places, special institutions and hospitals, remotes	s100(3) to (3b), 100A, 100B,
Returning Officer duties and special provisions of the Electoral Commissioners powers	s102, 102A(2) and (3)
Polling staff, polling places, ballot boxes and rolls	s104 to 112

Legislative Amendments

The Commission is responsible for administering several pieces of legislation, including the *Referendums Act 1983* and the related *Referendums Regulations 1984* (the Regulations). The announcement of a referendum necessitated the updating of the regulations. The resulting *Referendums Amendment Regulations 2008*, which was gazetted on 21 November 2008, provided the prescribed question for the referendum.

Returning Officer Appointments

Returning Officers are appointed by the Electoral Commissioner under section 6 of the *Electoral Act 1907* to conduct elections and referenda in electoral districts. One Returning Officer is appointed for each of the State's 59 Legislative Assembly districts. For the 2009 Daylight Saving referendum, 15 Returning Officers were Commonwealth Divisional Returning Officers contracted by arrangement with the Australian Electoral Commission.

Of the 59 Returning Officers, 15 were women, which is an increase from 14 in 2005, nine in 2001 and four in 1998.

Returning Officers were responsible for several referendum related procedures and processes. These included:

- employing and training polling place staff
- provision of materials, ballot boxes, ballot papers and electoral rolls to organised polling places
- supervising voting in the referendum
- supervising the sorting, counting and recording of referendum votes
- notifying the Commission of the referendum result in their district.

Appendix 4 shows a table listing Returning Officers, their districts, enrolment statistics and polling place numbers for each district.

Community Awareness

The Western Australian Electoral Commission's primary role is to conduct elections, maintain the electoral roll and raise public awareness of electoral matters, with the outcome that Western Australian electors are able to participate in independent and impartial elections or referenda as part of the democratic process.

To this end, three areas of operation (or outputs) comprise the Service that is the Commission's core business:

- Election Management which entails the planning, conduct and evaluation of elections and referenda and encompasses managing Parliamentary elections (State general elections, referenda, and by-elections), local government elections, and fee for-service and other elections.
- Electoral Roll Management that has the key responsibility of maintaining an accurate and up-to-date electoral roll.
- Electoral Education and Information which involves managing electoral education and information through encouraging and promoting community awareness of electoral processes.

Within the Electoral Education and Information process the Commission has identified four groups of electors for whom additional encouragement is thought likely to lead to greater participation in elections and referenda:

- people with disabilities or limited mobility
- Australians from linguistically and culturally diverse backgrounds
- Indigenous electors
- young adults.

A range of initiatives to better serve these electors were implemented in the planning phase of the 2008 State general election. These initiatives were subsequently finetuned and tailored for the Daylight Saving

referendum. They are outlined in the 2008 *Western Australian State General Election: Election Report*.

Advertising and Public Relations Campaign

The referendum was undertaken in an environment of budgetary constraint, with considerable impact on Commission advertising and media and public affairs initiatives.

Advertising was reduced significantly. There was no television or radio advertising and statutory advertisements were placed in metropolitan and regional newspapers in a limited and non-repetitive format. Some discretionary press advertising alerting the public to roll close, the compulsory nature of voting and services available to people with a disability and vision impaired was undertaken, with all material produced entirely in-house. The limited placement and frequency of these advertisements however covered the whole spectrum of metropolitan, suburban, regional and relevant specialist press, including indigenous and ethnic newspapers.

The 'Yes' and 'No' arguments were brought to the notice of electors in one edition of Saturday's *The West Australian* and one edition of the *Sunday Times*. These arguments were however available on the Commission's website and at polling places. The proposal to deliver the arguments to each household in the State was not progressed.

Media and public affairs initiatives were also developed entirely in-house. A series of media releases was produced to coincide with key milestones in the referendum timeline and the Commissioner and Deputy Commissioner were readily accessible to the print and electronic media for interview and comment.

Given the high level of public interest in the referendum and virtually blanket coverage of all issues of public interest associated with it

by the media, the media and public affairs effort almost ran itself. The take-up of press releases was high and coverage of key Commission messages was excellent across all media. The Commission was proactive in its relations with all media and highly-responsive to media queries and requests. This generated considerable positive coverage of Commission operations and messages (especially in regional and suburban print media), with no adverse commentary.

On-line coverage of Commission messages and activity by the two web-based media outlets in Perth was extensive and ran almost on a daily basis, providing an excellent platform for further media and public relations effort.

A Media Centre set up at the Commission's Count Centre on the night of the count proved to be an excellent innovation and was extensively utilised by journalists, politicians and media outlets. It became a "virtual" tally room, primarily because of its direct accessibility to the Commission's website, which was simple and effective. Results were updated progressively on polling night and provided media and the public direct access to results across all electorates.

Overall, advertising and media liaison ran efficiently and effectively, generating positive and comprehensive coverage of key Commission messages. That the public uptake of these messages was high is reflected in the pleasing 85.64% turnout of electors and especially in the fact that informal votes totalled only 4650 (0.40%), the lowest ever recorded for a Daylight Saving referendum.

Website

The Commission continued to make its internet site www.waec.wa.gov.au more accessible and comprehensive in the information displayed. Electors were able to access information on early voting, enrolment, polling places and view the yes/no arguments and key dates in the referendum

process. Electors could also send questions and comments through the online feedback mechanism and with the use of scanned documentation were able to apply for an early postal vote or enrol for the first time or update enrolment information.

Media releases were displayed on the website, as were the results as they came into the Operations centre.

Electors with a disability

The Commission internally revised its Disability Access and Inclusion Plan in 2008. Many of the strategies within this plan informed the planning for services for electors with a disability for the Daylight Saving referendum.

The Commission worked closely with the Disability Services Commission (DSC) in the lead-up to the Daylight Saving referendum. The Commission supplied information to assist electors with a disability in casting their vote to the DSC. The DSC displayed this information prominently on the front page of their website, ensuring that the Commission reached its target audience who accessed the website.

Electors with sight impairment

Eight video magnifiers were available at designated early voting venues and polling places throughout the State to assist electors with vision impairment. The locations were advertised in *The West Australian* on polling day and on the Commission's website.

A brochure, *Voters with Special Needs – Electors with Disabilities* (designed with assistance from the Disability Services Commission for the 2005 State general election), was available in large print format and cassette tape format on request.

Magnifying sheets which increased the image size of the ballot papers were available at all early voting and polling places.

Electors with hearing impairment

Cards advising Commission staff how to assist hearing impaired electors were available at each early voting and polling location.

A Telephone Typewriter Service (TTY) was offered by the Commission to assist electors with hearing impairment when telephoning the Commission.

Electors with limited mobility

The Commission provided nine drive-in polling places where electors could vote without having to leave their vehicle. The following facilities were advertised in newspapers and on the Commission's website:

- wheelchair and parking access
- parking bays for people with limited mobility were provided at all polling places
- portable voting screens were provided at mobile polling places.

General early voters (with a disability)

The Commission encouraged electors with a disability to register as general early voters. These voters automatically received a postal voting package for the referendum.

Australians from linguistically and culturally diverse backgrounds

A multi-lingual guide containing how-to-vote instructions was provided in 22 different languages for electors who needed assistance with voting. These languages were chosen based on an analysis of statistical information from the Australian Bureau of Statistics/State Census 2006. The guide was made available at early voting centres, polling places and on the Commission's website.

Electors who needed further assistance in translating and interpreting were able to contact the Commonwealth Translating and

Interpreting Service (TIS) with the assistance of the Polling Place Manager.

Indigenous electors

Polling officials visited 67 remote communities, including those residing in indigenous communities. Polling officials visiting indigenous communities were also able to assist indigenous electors with any queries about the voting process and enrolment.

Call Centre

A call centre was established off-site at the successful tenderer Stellar Asia Pacific (Stellar) office in Joondalup. Stellar had previously managed the call centre operations for the 2008 State general election and the tender gave the option of extension for the Daylight Saving referendum. Stellar were notified of the decision to extend the contract on Monday 23 February 2009.

The call centre was established to answer queries from the public on referendum matters to enable people to take part fully in the referendum process. The call centre became operational the day the writ was issued.

The call centre operated for 30 days over the referendum period from 9.00 am Thursday 9 April 2009, through till 5.00 pm on Friday 22 May 2009.

The call centre was operational five days a week, from 9.00 am to 5.00 pm Monday to Friday, from 8.00 am to 6.00 pm on 17 April (Close of Rolls) and 15 May (Close of Early voting) and from 8.00 am to 6.00 pm on polling day, Saturday 16 May.

The advertising campaign encouraged electors to telephone the call centre with any queries.

Across the 30 day campaign the call centre took 22,873 inbound calls. The Commission mailed out 3,457 prescribed forms and

recorded 3,978 reasons why electors could not vote in the referendum.

Of the calls received the most common call enquiries related to:

- enrolment and electoral district confirmation
- early voting eligibility and options
- voting requirements for the referendum
- overseas voting options
- location of polling places and absent voting.

The call centre was supervised by two Commission staff. Any queries which could not be answered by call centre staff were escalated to Commission staff.

The 'Yes' and 'No' Cases

The process in developing the arguments to support a referendum question is prescribed in section 9(3) of the *Referendums Act 1983*. This process is not widely understood, with many believing it is the role of the Electoral Commission to develop the arguments whereas in fact under legislation it is an obligation in the first instance on members of parliament.

Critical in the development and distribution of the arguments is the time between the issue of the writ and polling day. Section 9(3) of the *Referendums Act 1983* provides for the arguments in relation to the question(s) to be forwarded to the Electoral Commissioner within seven days after the day of the issue of the writ. In the situation of a minimum 31 day period between the issue of the writ and polling day, receipt of the arguments becomes problematic where for some reason members of parliament do not provide an argument and the Electoral Commissioner must approach an appropriate body to fill the void. This potentially adds two weeks to the process impacting on the time available to put the arguments to electors prior to polling day.

To limit the potential for such a delay, the Electoral Commissioner successfully sought Government support in having 38 days between the issue of the writ and polling day. Additionally, in early 2009, the Electoral Commissioner provided advice to the President of the Legislative Council and Speaker of the Legislative Assembly on the role of their members in developing arguments and the process established in section 9 of the *Referendums Act 1983*.

As the writ for the referendum was issued on 9 April 2009, the 'Yes' and 'No' arguments had to be received by the Electoral Commissioner no later than 16 April 2009 in order to be considered for publication. Supporters of the 'Yes' argument had identified themselves early and the opportunity was taken to advise the authorising member of parliament, a Labor MLA, on the process to be followed. On 14 April 2009, the authorised 'Yes' argument was delivered to the Electoral Commissioner and over the next two days an additional three members of parliament indicated their support for the 'Yes' argument.

The situation with the 'No' argument was more complicated. The Nationals provided one 'No' argument on 16 April 2009 supported by five members of parliament. A second 'No' argument was also provided on 16 April 2009 by a Labor MLA as the authorising member of parliament and supported by 14 additional members.

Where two or more arguments in relation to the same authorised manner of marking ballot papers are received in accordance with subsection 9(3) of the *Referendums Act 1983*, subsection (4) allows that the argument authorised by the greater number of members of parliament should be advertised. Correctly it was the second 'No' argument authorised by the Labor MLA that was advertised.

Under sections 9(3) and (5) of the Act, this advertisement should be in the form of a

printed document distributed to electors, or some other kind of public advertisement which causes the argument to be brought to the notice of electors. There is no statutory power for the Electoral Commissioner to alter the arguments presented in any way or to question the competence or partiality of the authors of the two arguments.

The form of the arguments reflected the same layout used successfully in the retail Trading Hours Referendum of 2005 adhering to a consistent style in font, size, spacing and text effect. The arguments were published in *The West Australian*, *The Sunday Times*, community newspapers, the Commission's website and in polling places. Additionally all postal voting packages contained the arguments on an A4 sheet. While the arguments were widely distributed to electors their effect in influencing opinion was considered to be minimal given the clear community divide on the issue. The arguments are reproduced, as presented to the community, on the following pages.

2009 DAYLIGHT SAVING REFERENDUM

Yes or No?

The following pages contain arguments supporting the 'Yes' and 'No' cases for the question in the 2009 referendum on Daylight Saving. The arguments are brought to the notice of electors here, having been correctly authorised, in accordance with the requirements of the *Referendums Act 1983*.

You are encouraged to read these arguments prior to making your decision about how you will mark the ballot paper on polling day.

Question:

"Are you in favour of daylight saving being introduced in Western Australia by standard time in the State being advanced one hour from the last Sunday in October 2009 until the last Sunday in March 2010 and in similar fashion for each following year?"

The 'Yes' argument

The following argument was presented to the Electoral Commission in support of the 'Yes' response to the question in the Daylight Saving referendum.

"Yes" Case – Daylight Saving Referendum

Vote "Yes" for more family time in the evening.

Vote "Yes" for a more active and leisurely lifestyle.

Vote "Yes" to support small business and the jobs they create.

Vote "Yes" to Support Families

The "Yes" case is not very complex and does not require pages and pages of arguments.

Quite simply daylight saving is all about families being able to spend quality time outdoors together after work.

West Australians are now working longer days than ever before, greatly reducing the chance we have to enjoy the great outdoors at the end of the day. Daylight saving gives us the opportunity to reverse that trend.

It is potentially the glue that can bond families back together and minimises our unhealthy reliance on the TV or the internet as our primary sources of entertainment.

Families from all over the State have embraced daylight saving by flocking to our parks, beaches and bushlands to enjoy some quality active time together in the early evening.

Others are simply getting outdoors at home to play with the kids or water the garden or to complete chores that would normally only be done on the weekend.

The Arguments for Families by Families

Mr D. Skinner, father of five children from South Perth said "We're a pretty active family and we do a lot of stuff with the kids outdoors, like cricket, soccer, swimming and going to the beach. I usually work until 6pm, and without daylight saving, I couldn't be doing too many activities with the kids – it extends the opportunity to spend more time being active together."

Mrs A.Hill from The Vines said "We were always going somewhere after work when daylight saving was on. We don't live near the beach so that isn't really an option for us but we loved getting down to our local park to throw the ball for the dog. The great thing about Daylight Saving was that our kids hardly ever went near the TV or the internet after school because we were always out doing something as a family."

Mr G. Preston from Manning said "Daylight saving was so good for our family because when I got home from work I went straight outside to mow the lawns or do the chores that I would normally do on the weekend."

Our weekends were totally free and we were going to places and doing things that we never had time to do before."

Mrs L. Douch from Kalgoorlie said "I have a teenager who likes to move around from friend's house to friend's house at the end of the day. Sometimes he might stay late and I feel that it is just so much safer for him to be coming home with Daylight Saving because it is still light outside."

Mr A. Moffat from Bicton said "We have young kids and they wake up pretty much when the sun comes up and of course the first thing they do is wake me up. I love daylight saving because the sun comes up an hour later which means I get an extra hour to sleep in before the kids wake me up."

Vote "Yes" for a more active and leisurely lifestyle.

Western Australia's unique climate provides many wonderful opportunities for people to enjoy healthy outdoor pursuits in the early evening with the extra hour of daylight that comes with daylight saving.

WA boasts some of the best natural assets of any state in any country anywhere around the world.

Our parks are pristine, our beaches are first class, our bushlands are unique and it's a true measure of West Australian spirit to see thousands of families out enjoying these natural assets after work during daylight saving.

Studies by both the WA Health Department and the Premier's Physical Activity Task Force showed a net increase in physical activity with daylight saving. In a community concerned at falling levels of physical activity and growing obesity, any increased physical activity due to daylight saving is most welcome.

Some Country People Have Embraced Daylight Saving

There has been a significant shift in the attitude of country people in particular towards daylight saving and even some members of the farming community are now embracing it.

For example:

"I support it. My wife and I work and we like to get home and have a wander around the block. We like to get a bit of exercise at the end of the day and get the kinks out...to be honest, I just don't see what all the fuss is about."

Andy McMillan, Chief Executive, WA Farmers Federation, Sunday Times 29th March 2009

The 'Yes' argument continues overleaf.

Consistent with the statutory requirements, content of these arguments has been printed as they were presented to the Western Australian Electoral Commission.

If you have any questions about the referendum process, check the WAEC website www.waec.wa.gov.au.

The 'No' argument

The following argument was presented to the Electoral Commission in support of the 'No' response to the question in the Daylight Saving referendum.

The Case against the introduction of Daylight Saving in Western Australia

The difficulty with daylight saving is that there will be both winners and losers. Community opinion is clearly split and your vote will be crucial in deciding the outcome. The case for a No vote is strong, it is based on good science and plain common sense, it is a vote that considers our present circumstances as well as our future needs, it is a vote that puts the needs of Western Australia first.

There is no doubt that there will be both winners and losers in this referendum. The question before us is do the proposed benefits exceed the losses and more importantly will those people who lose out lose more than those who win. When manipulating something as fundamental as time zones, we must look at the big picture and recognize that the things we do and enjoy today will not necessarily remain the same as we progress through our lifetimes. You may live by a beach today, but you may live in the far North in the future.

The need that people once had to alter time to suit their lifestyles has long been supplanted by improvements in technology, flexibility within the workplace and environmental concerns. The simple fact is that Western Australians are lucky they never adopted daylight saving when it may have been relevant, for we now find ourselves well adapted to our environment without the need to artificially alter the clock, we can be a state looking to the future, not the past.

An obsolete idea

The idea of daylight saving was first conceived by Benjamin Franklin during his time as an American delegate in Paris in 1784, in an essay, "An Economical Project," as a way to save on the expenditure of candles which were expensive and a staple in his day. Franklin intended it as a joke. It was first advocated seriously by London builder William Willett in 1907 in the pamphlet, "Waste of Daylight". This is not a new or even progressive idea. It was conceived in circumstances vastly different to what we experience today.

The main purpose of Daylight Saving Time is to make better use of daylight. We change our clocks during the summer months to move an hour of daylight from the morning to the evening. It saves nothing, it simply moves an hour of daylight and heat from the morning to the afternoon. Whilst this may be advantageous in places like the UK, in our climate it is simply not appropriate. The economy of candles has no relevance today, any savings that may have once been gained

through lighting savings are now massively outstripped by the cost of Air Conditioning

Cost to Families

Perhaps the greatest myth associated with daylight savings is that it provides additional family time. Quite simply this is not true. The same number of hours are available in the day. If anything the movement of an hour of sunlight to the end of the day is particularly harsh on families with small children where they have been conditioned to sleep at night and routine is paramount to their continued health and good behavior. Sending our children to school tired is not in their best interests, nor likely to achieve best educational outcomes.

One Perth Mum says

"Daylight saving in WA is terrible - my 6yo son is now rising at 5.30am (all times mentioned here are real WA time) in the dark to get on the school bus in time, but the real toll is being on the bus for an hour at peak heat, 2.10 pm, every day. He is in bed at 6.30pm and the sun is setting about 7.30pm, so going to sleep is not easy unless he is really exhausted."

Not only families are impacted, many working single people have expressed concerns, to quote one member of our community:

"You have to ask yourself, how many will actually embark on a 7pm beach trip or picnic or aimless stroll? I do hope I'm not being naïve when I assume most 9-5'ers don't particularly feel the need to go to the beach every night. No, the majority will enjoy the comfort of their homes after the sheer frustration of the journey home, be that via peak time traffic or the public transport system."

I belong to the group of seemingly forgotten fulltime working singles. The much vaunted "Family time" means nothing to me. I try to enjoy a physically active lifestyle and take full advantage of all the wonderful events on offer over the summer months.

How has daylight saving affected a typical day for me?

Morning: wake at 5.00
Go walking? As a single female I think not. Go swimming? Yes, but I have to dig very deep to find the motivation as the entire exercise is performed while the sky remains pitch black outside.

The sun is just rising as I park my car and walk to work!

The 'No' argument continues overleaf.

Remember voting is compulsory on Saturday 16 May 2009

13 63 06 Mon-Fri 9-5
waec.wa.gov.au



WESTERN AUSTRALIAN
Electoral Commission

Figure 1 – Page 1 of Yes and No cases placed in The West Australian, The Sunday Times and Community Newspapers.

2009 DAYLIGHT SAVING REFERENDUM

The 'Yes' argument (continued)

Even the Leader of the National Party, Brendan Grylls has in the past expressed strong support for Daylight Saving:

"If I was voting for myself I'd vote for it. My age demographic is strong supporters of it because more leisure time after work is something all my peers would support."

Brendan Grylls, Leader of the National Party Sunday Times, December 2005

In some parts of regional Western Australia the sun comes up as early as around 4.40am in the morning. With daylight saving this becomes 5.40am with dawn even earlier.

Does anybody seriously argue that the sun should come up at 4.40am whilst most of us are still sleeping?

Vote "Yes" to support small business and the jobs they create.

Many West Australian small businesses already face a disadvantage in competing with and dealing with businesses located in the Eastern states.

When WA small business people arrive at work at 9am they are frequently frustrated to find that their eastern states supplier or customer has gone to lunch because it is midday over there without daylight saving.

If they come back from their own lunch break at around 2pm they are once again thwarted because their eastern states counterparts are about to hit the freeway on their way home as it is five o'clock in the east without daylight saving.

Malz Motoring and Leisure Zone owner Ray Della-Polina said *"It mightn't sound a lot, but that one hour makes a significant difference, the hour difference basically reduces the availability for contact with your eastern states suppliers, it cuts it in half and makes things difficult."*

"Anything that puts imposts on business, or makes business more difficult to manage, naturally it must have effect on profits, and must have an effect on the level of service you can provide your customers," said Mr Della-Polina.

These are really difficult times for small business and we should not be putting more obstacles in the way of job creation and business opportunities.

Small business overwhelmingly needs daylight saving to make it easier to communicate with their clients and suppliers in other states. While WA business has important dealings with Asia the overwhelming volume of business to business contacts here in WA are with other Australian states.

Daylight saving minimises the disruption to the business connections between WA and the eastern states. A one hour time difference with China is not a problem for business but three hours difference with the east is impossible given that a lot of small businesses in WA actually draw their stock from the Eastern States.

Our small business community are currently suffering from the consequences of the world financial crises and are already laying off employees.

You have it within your power to remove just one hurdle from their path by voting yes to daylight saving.

Still Undecided?

Families and small business are the backbone of our community and a vote for daylight saving is a vote for them.

If you are still undecided about daylight saving then we ask that you consider the plight of young families who are finding it increasingly difficult to spend any quality time together these days.

They are desperate for the opportunity to interact more with each other in a meaningful way at the end of what has now become a very long working day and daylight saving provides that opportunity for them.

As a secondary consideration we ask that you remove just one obstacle from the path of our small business community who are now caught firmly in the grip of the Global Economic Recession.

Our small businesses need daylight saving and you can deliver it for them.

While some people have genuine personal reasons for not liking daylight saving, there is no basis for the outlandish statements made against it by some supporters of the no case.

Daylight saving in Western Australia has not caused any significant or properly researched adverse outcomes for water consumption, electricity usage or the number of road crashes.

It's Time to Vote

On 16 May West Australians will be asked to make a decision that will shape our state's future social, business and economic development. This referendum is the last opportunity for Western Australia to say "Yes" to daylight saving.

Make no mistake. It's now or never!

Lets make history – Vote "Yes" for daylight saving on May 16th.

Vote "Yes" to support families and small business.

The 'No' argument (continued)

After Work:

Still only 45 mins for the mad dash to the shops but at a hotter time of day
Go to a step class? No it's too hot now
Walk around the park? Only if you can stand the flies and the heat
Try and convince yourself it's tea time when the sun is almost at noon time height in the sky
Go swimming? Not if you are a serious swimmer - the lanes are choked up with all the kids sent there by their parents to get them out of their hair.
So I usually just put on the air conditioner and wait for it to cool down outside My fresh morning hour has been replaced by a steaming one at the end of the day"

For the Environment and Business

There have now been several studies both here and abroad that demonstrate that Daylight Saving increases electricity consumption. During WA's recent trial, Synergy indicated an increase in electricity consumption, due to the increased use of air conditioners. Family members who are home by 4.00pm will be experiencing the heat intensity of a 3.00pm sun. Their only option is to use air conditioning at a time when business demand will also be at its highest.

Smoothing energy demand should be a priority, but this isn't helped by Daylight Saving. Instead Daylight Saving will accentuate peak energy demand, which causes the use of expensive to run peak period electricity generating equipment, that is more greenhouse polluting than baseload generation.

In a Perth summer there are many days when the sea breeze and cool evening air can be used to cool a home. But this process is made less viable when natural home cooling is delayed by an hour. A home that normally cools to an acceptable sleeping temperature by midnight, won't have the same temperature until 1.00am with Daylight Saving. Most people can't afford to go to sleep an hour later, so their only option will be to use air conditioning instead.

Global warming and greenhouse emissions are a problem that cannot be ignored. We are asked to take steps to reduce our consumption of energy every day. Rejecting Daylight Saving is an instant win for the environment.

This referendum has been put and rejected by the people of WA on 3 separate occasions, 1975, 1984 and 1992. In each of these previous attempts it has been argued that we need to adopt daylight savings for the good of WA business. In 2009 however we find ourselves in a substantially different environment than on the previous occasions.

The east coast of Australia is not our financial hub. WA's economic prosperity is much more linked to our neighbors in the 'north' than our cousins in the East. Our commercial heart is South East Asia and they are in the same time zone as us. The concept of 'Daylight saving' may reduce the difference with Sydney and Melbourne but it creates a difference with Singapore, Taipei, Hong Kong, Kuala Lumpur and Beijing. Perth would then be out of synchronization with ALL of its trading partners.

In this modern era of the internet, the mobile telephone and email, the timezone differences that once isolated us no longer present a significant barrier. Today you are far more likely to be speaking to someone in a call centre in India than Sydney, even if you call an Australian company. This is the global reality of the age we live in.

Not Relevant to the North

The Northern Territory and Queensland have not adopted daylight saving with the good

reason that it is not appropriate for their latitude. WA of course shares the same latitude for the north of this state. Undoubtedly the majority of our population exists within the southern region, but we must ask ourselves is it equitable that in return for an hour of additional recreation in Perth, residents in the north of the state will have to endure additional inconvenience.

Quoting Dr John Ridd

"In the deep tropics the sun is not a friend except in the very short winter period. For the vast majority of the year the sun is so powerful it makes doing anything outdoors unpleasant after about 7.30am. The whole place gets "cooked" - house, roads, the ground and so on. There is little cooling until the sun sets, until then you wait for that time when relief comes. And that occurs when the sun decides, not the clock. Being bombarded by a celestial heater at the rate of approximately a kilowatt per square meter is not just unpleasant it also presents a significant risk of dehydration."

Lifestyle Facts

The best hours for beach use in summer is before work, and sadly, Daylight Saving steals that from us. Frankly the majority of West Australians do not get the opportunity to enjoy this beach lifestyle in any event. Most people have responsibilities such as homework, homework and other activities. Remember this does not add an hour, it only moves it. We still only have 24 hours in the day to carry out our busy lifestyles.

The fact is that many people prefer to exercise early in the morning. In the later period of Daylight Saving, Morning exercisers are faced with the prospect of exercising in the dark. The reality is that that additional hour of light in the evening will not be spent exercising but at home watching TV in front of an air conditioner. Daylight Saving is not the healthy lifestyle choice proponents would have us believe.

For those who wish to get away an hour earlier the modern workplace, and in particular the State Public Service which has had 'flexi-time' for many years, will often agree to vary start and finish times for its employees. Shift based occupations can simply move their rosters back an hour to achieve the same end. Retailers may even benefit from the extra hour's trade generated by employees wishing to start earlier. There can be no pressing need to oblige the entire population to get to work an hour earlier simply because some people wish to alter their lifestyle.

The Question

"Are you in favour of daylight saving being introduced in Western Australia by standard time in the State being advanced one hour from the last Sunday in October 2009 until the last Sunday in March 2010 and in similar fashion for each following year?"

There is no constitutional reason Daylight Saving needs to be put to referendum. Political realities however tell us that in the event that this referendum passes then there is zero likelihood that it will be implemented in a way other than the terms of the question. It means we will lose March mornings forever. A no vote leaves the door open to a more reasonable proposition in the future.

In conclusion the only reasonable course of action is to vote No and reject daylight saving on the grounds that it simply does not have any geographic, economic or social basis in the State of Western Australia.

Remember voting is compulsory on Saturday 16 May 2009

13 63 06 Mon-Fri 9-5
waec.wa.gov.au

 WESTERN AUSTRALIAN
Electoral Commission

Figure 2 – Page 2 of Yes and No cases placed in The West Australian, The Sunday Times and Community Newspapers.

Enrolment

The same State electoral roll is used for referenda as for State general elections. The *Electoral Act 1907* requires that electoral rolls be maintained for each Legislative Council region and each Legislative Assembly district.

While a separate State roll is maintained, a joint enrolment arrangement exists between the Western Australian and Commonwealth Governments. This means that electors need only complete one enrolment form to be included on the Commonwealth, State and Local Government electoral rolls. Enrolment eligibility requirements between the three levels of government do vary, however, and their respective electoral boundaries do not necessarily correspond.

Enrolment on the State electoral roll is compulsory for all eligible Western Australians. This means that attendance at a polling place to lodge a vote or early voting where eligible, in the referendum was mandatory for all those enrolled at the close of rolls on 17 April 2009.

The number of electors enrolled at the close of rolls for the Daylight Saving referendum was 1,341,554. Appendix 4 shows the number of electors in each district and region, along with returning officer, area and polling place numbers.

Polling

Polling Arrangements

Voting at a referendum follows the same process as voting at an election, with the majority of voters casting their vote at a polling place. Under Section 100 of the *Electoral Act 1907* the Electoral Commissioner may, by notice in the *Government Gazette*:

- appoint polling places for each region and district
- appoint polling places in any institution or hospital

- declare any institution or hospital to be a special institution or hospital
- declare any part of the state a remote area where mobile polling can take place
- abolish any polling place.

As voting in Western Australia is compulsory, polling places must be conveniently located and easily accessible. Polling places allow for the private marking of ballot papers through the establishment of separate voting compartments.

For the Daylight Saving referendum 776 polling places were established, comprising:

- 723 single polling places
- 42 dual polling places
- two triple polling places
- nine drive-in polling places.

There were 240 special institutions and hospitals and 67 remote communities visited.

Details on polling places can be found at Appendix 4.

Easy Vote recording system

The Easy Vote recording system enabled electors who voted outside their electoral district or at an early voting location, to be checked against the State electoral roll on a computer, where available. After confirming their eligibility the electors name was marked as having voted electronically.

The State Electoral Roll was provided on 175 computers at 130 polling places during the Daylight Saving referendum. This is an increase from the 73 computers provided at 37 polling places at the 2008 State general election. The Easy Vote recording system was used at Early Voting in Person locations for the first time at the Daylight Saving Referendum. Seventeen early voting locations used a total of 41 computers.

A total of 108,043 electors were marked as having voted using the Easy Vote recording system in 2009, this was a significant increase of over 650% (16,587) from the 2008 State general election. To enable this significant increase, improvements were made both to the procedures and the training of staff.

The advantages of the system were:

- voting was quicker and easier
- paper based declarations were not required
- staff numbers were reduced at polling places
- increased voter turnover per issuing point
- significant reduction in the number of post election staff to process paper based declaration votes
- the timeframe to count votes was reduced.

Methods of Voting

In addition to attending a polling place on polling day, several other methods of voting were offered by the Commission to eligible voters. Alternative methods of voting offered by the Commission were:

- early voting (in person)
- early voting (by post)
- drive-in polling places
- mobile polling at declared special institutions and remote areas.

Numbers of special institutions and remote areas in their respective districts appear in Appendix 4.

Early Voting

Early voting enables electors who are eligible to cast their vote prior to polling day. Early votes can be cast in person at an early voting office or by post. An elector is eligible to apply for an early vote if, on polling day they:

- will be more than 8 kilometres from a polling place between 8:00am and 6:00pm
- will be absent from the State of Western Australia
- has a serious illness or infirmity
- has emergency duty or employment
- is approaching maternity
- is caring for a person who is ill or infirm
- does not have their residence shown on the electoral roll (section 51B)
- is a member of a religious order that precludes voting on a Saturday.

In the Daylight Saving referendum a total of 116,843 early votes were issued, which was a decrease of the 143,660 early votes issued in the 2008 State general election and an increase of the 85,630 early votes issued in the 2005 State general election.

Early Voting in Person

Eligible electors were able to cast an early vote by visiting a nominated issuing office between Thursday 23 April and Friday 15 May 2009, making a declaration and then voting. These early votes were forwarded to the Commission for processing. A total of 58 early vote issuing offices were arranged.

Overseas issuing offices were situated in Christmas Island, China, Indonesia, Japan, Malaysia, United Arab Emirates, New Zealand, Singapore and the United Kingdom.

Table 5 – Overseas issuing offices

Early Vote (in person) Issuing Office	Number
Western Australia	
• AEC Offices	11
• Court Houses	26
• Other locations	5
Interstate electoral offices	7
Overseas offices	9
Grand Total	58

The number of early votes (in person) issued has increased markedly over recent electoral events. At the 2009 Daylight Saving referendum 70,374 early votes in person were issued. At the 2008 State general election 62,441 early votes in person were issued and at the 2005 State general election 35,220 early votes in person were issued.

The reasons for the larger number of early votes in person may be attributed to:

- an increased awareness by electors of their eligibility for this form of voting
- the promotion of early voting in previous state/federal elections
- increased usage by mining contractors working on 'fly-in, fly-out' rosters.

The number of early votes issued at the Commission's office located in central Perth increased from 3,832 in 2008 to 4,115 at the 2009 Daylight Saving referendum.

In recognition of the changing structure of the economy, in particular in Western Australia with its prevalence for workers to fly from a central metropolitan location to a regional centre for work, the Commission continued its initiative first used at the 2008 State general election of establishing three early voting locations at the Perth domestic and international airports.

During the 2008 State general election 5,497 electors utilised this service. This figure rose dramatically for the Daylight Saving referendum where 9,306 electors cast a vote at these issuing points. Early voting at airport locations was available for a longer period than standard issuing offices and was open 7 days a week from 7.00 am to 7.00 pm.

A total of 1,350 early votes in person were rejected from the count for reasons such as failing to complete the declaration correctly.

The Easy Vote recording system was provided on laptops at a number of high

volume issuing locations. Feedback from those locations was positive and found to be more efficient than the manual process. Of all early votes issued 49,282 were issued using the Easy Vote recording system, which is nearly 70% of the early votes in person issued at the Daylight Saving referendum.

Early Voting by Post

Electors were able to apply for a postal vote by completing an application form which could be downloaded from the Commission's website or obtained from other locations such as AEC offices or Australia Post offices anywhere in Western Australia. Many electors working at remote mine sites with access to the internet took advantage of the web based form. Those electors who were registered as General Early Voters were automatically sent ballot papers.

Postal votes were issued from Monday 20 April until Thursday 14 May 2009.

A computer based postal voting dispatch and checking system was used to simplify the issuing process and validation of returned postal votes. Once the ballot papers were returned in a bar-coded return envelope, the elector's signature was scanned and checked against the original identically bar-coded application, which had been imaged.

Returned ballot papers were processed by the postal voting team and progressively passed on to the count centre for pre-processing, which enabled 34,790 postal votes to be admitted to the count from 6.00 pm on polling night.

Postal vote application forms were sent to the Commission in a number of ways. Completed forms could be posted or scanned and emailed. Forms could also be sent by fax. Electors who were overseas, interstate and defence force personnel used this facility.

Postal votes were issued centrally from the Commission and also from the London based issuing office. The London office issued 21 votes by post. Returned ballot papers were accepted until 9.00 am, Thursday 21 May 2009. By the close of issuing at 6.00 pm on Thursday 14 May over 46,000 early vote applications had been processed as follows:

Issued	45,690
Rejected Applications	601
Replaced	178
Total Processed	46,469

After processing there were a total of 34,790 votes accepted and sent to opening for the count on polling day. By the close of processing on 21 May, there were 471 unclaimed mail and 5,411 postal votes issued and not returned. 3,006 votes were rejected. They were rejected for a variety of reasons, including failure to complete the declaration, late arrival or the signature not matching the application or being witnessed.

The amount of early votes by post was down by 44% on the 2008 State general election. The decrease in postal voting could be attributed to political parties not soliciting for votes via letter box drops.

Drive in polling places

In accordance with the Commission's aim to provide easy access to voting for all electors, nine drive-in polling places were established for electors with disabilities. On polling day electors with mobility issues could cast their vote through their car window or, if capable, walk into the site office to cast their vote. Nine drive-in polling places serviced 1,435 electors. This represents an increase on the 2008 State general election where 1,153 electors used drive-in polling.

These facilities were well advertised in the lead up to polling day in *the West Australian* and local newspapers, available on the Commission's website and were also

provided to the Disability Services Commission for displaying on their website.

Table 6 – Number of votes taken at drive in locations per district

District	Drive in location	Number of valid votes taken
Churchlands	Churchlands Primary School	94
Cottesloe	St Hilda's	145
Gosnells	Addie Mills Centre	165
Joondalup	Beldon Primary School	288
Midland	Swan Tafe	252
Mt Lawley	Sir David Brand Centre for Cerebral palsy	98
Rockingham	Rockingham Autumn Centre	250
Victoria Park	Bentley Community Centre	49
Willagee	Southern Districts Senior Citizens Centre	94
Total		1435

Mobile polling places

Mobile polling is carried out at declared special institutions and in remote areas around the State. A list of the declared special institutions used for polling is included in Appendix 4.

At the Daylight Saving referendum, mobile teams visited:

- 240 special institutions
- 67 remote areas
- hospitals where patients were unable to come to a polling place on polling day.

Remote polling

Remote area mobile polling was undertaken in the Mining and Pastoral Region, taking in the districts of Eyre, Kalgoorlie, Kimberley, North West and Pilbara. 67 remote polling locations were identified and serviced an increase from 59 in the 2008 State general election. The vast majority of polling places

were reached by air and four-wheel drive. Remote mobile polling may occur 14 days prior to and including polling day, meaning it could begin from 3 May 2009. Locations included Indigenous communities, stations and mine sites.

Table 7 – Number of remote polling places visited in the Mining and Pastoral Regions

District	Number of remote polling places visited
Eyre	3
Kalgoorlie	12
Kimberley	35
North West	1
Pilbara	16

Where practical, in a number of communities, a local person was employed for the two or three hours of polling. This was well received by the local community administrators.

Ballot Paper Design and Production

The number of required referendum ballot papers was calculated using anticipated voter turnout, which had previously been determined for the State General election in September 2008 and further taking into account polling place changes. Unlike election ballot papers which are particular to each district and region, referendum ballot papers were the same throughout the State.

Approximately 1.8 million referendum ballot papers were produced. The production of the referendum ballot papers was completed by the middle of April 2009, ready for inclusion into early voting postal packages and for use at early voting locations. Early voting in person commenced on the 23 April 2009. Remaining ballot papers were distributed to Returning Officers with Legislative Assembly ballot papers for the Fremantle by-election.

Ballot papers were designed in accordance with the relevant legislation and as in previous years were a pale green colour.

Legislative Assembly ballot papers for the Fremantle by-election were a white colour.

Formality of Ballot Papers

Section 5 of the *Daylight Saving Act 2006* requires that for this referendum electors were to answer the referendum question by writing either 'Yes' or 'No' in the box provided underneath the question on the ballot paper. The following question had to be answered in this manner:

'Are you in favour of daylight saving being introduced in Western Australia by standard time in the State being advanced one hour from the last Sunday in October 2009 until the last Sunday in March 2010 and in similar fashion for each following year?'

A sample of the ballot paper prescribed by the *Referendums Regulations 1984* is reproduced in Appendix 3.

However, section 24(2) of the *Referendums Act 1983* which also applied to the referendum, gives electors a statutory right to adopt any method of marking the ballot paper provided the elector's intention is clear.

For this referendum, this meant that responses other than 'Yes' or 'No' could still be regarded as formal, provided that they clearly indicated the voter's intention and effect was given to that intention.

At the 1992 referendum on daylight saving and the 2005 referendum on retail trading hours, debate took place during the time leading up to those polls as to the possibility of answering questions with either a tick (✓) or a cross (×). With this in mind updated legal opinion was sought on the advice to be provided to Returning Officers in the *Formality Guide* on the variety of methods anticipated on the marking of ballot papers.

Again the issue of the tick (✓) and the cross (×) drew considerable media attention,

stimulated by the unauthorized release of an official formality guide to a local radio station. The argument put publicly was that while a tick (✓) would be accepted and a cross (×) rejected, this favoured the supporters of daylight saving and worked against those opposed to daylight saving and the Electoral Commissioner therefore was taking a partisan stand on the issue.

The legal advice given to the Commission was that a tick (✓) would appear to clearly indicate support for the statement on the ballot paper while a cross (×) does not clearly indicate a particular elector intention and its use on the referendum ballot paper would render that ballot informal. Despite Commission comment to this effect, there remained some ill feeling about the interpretation. A letter to the Editor of *The West Australian* is reproduced in Appendix 5. A survey of all informal votes was carried out by Returning Officers and forwarded to the Commission for analysis.

The results of this survey begin on pages 25–29. The overall informality rate across the State was 0.40%. The most significant reason for informality was electors not marking their ballot papers or marking their ballot papers with scribble. In this referendum 4,650 ballot papers were informal. Of this figure, 58.7% were blank or marked with scribble. On the contentious issue of the meaning of a cross (×) only 199 electors from across the State marked their ballot papers in this matter despite concerns to the contrary; just 4.26% of the total of informal ballot papers.

However, the overall number of informal votes is still relatively small, with the largest number being recorded in the East Metropolitan Region, and then this was only 0.46% of ballots cast.

Results

The Commission established an operations centre in the Silver Jubilee Pavillion at the

Royal Agricultural Society Claremont Showgrounds. The media were invited to attend the display and updating of results and to interview the Electoral Commissioner.

Polling closed at 6.00 pm on 16 May 2009, and counting of ballots commenced immediately at each polling place. Referendum ballots were counted after the count of Fremantle by-election ballot papers in the Fremantle district.

Results to the referendum question were collated by Returning Officers from their respective polling places and were then transmitted to the operations centre via phone (39), fax (3) or by Returning Officer's accessing the Commission's results system remotely (17).

Results were displayed by district on a projection screen in the media room of the operations centre and were posted on the Commission's corporate website at www.waec.wa.gov.au. Results were progressively updated as they were reported by Returning Officers until the close of counting for the night. Full district and state-wide statistics, then later the declared result were displayed on the Commission's website.

The proposal to introduce daylight saving in Western Australia during a prescribed time covered by the referendum question was defeated by the voters of Western Australia with a majority 'No' vote. Table 8, summarises the outcome of the question.

Table 8 – Statewide Results

% No. of votes	Yes	No	Informal	Total
%	45.25	54.34	0.40	100
No. of votes	519,899	624,304	4,650	1,148,853

The following section of this report contains statistics for each district and polling place, as well as results calculated on a regional level. Also included is an informal voting analysis.

Return of the Writ and Statement of Result

Section 30 of the *Referendums Act 1983* requires the Electoral Commissioner to indorse on the original writ(s) a statement showing each district and as regards the whole State:

- the number of votes marked, respectively, in each of the authorised manners
- the number of ballot papers rejected as informal.

The Electoral Commissioner's signed statement is then returned to the Governor. A copy of the statement is also required to be published in the *Government Gazette* and the publication of the statement is considered to be conclusive evidence of the result of the referendum.

Electoral Commissioner, Warwick Gately, signed the statement indicating the final result of the referendum on 9 June 2009 and returned this, together with the writ, to His Excellency Dr Ken Michael AC, Governor of Western Australia. A Copy of the Writ appears in Appendix 1.

The statement of result for the referendum was published in the *Government Gazette* No. 106 on 16 June 2009.

The final results by district comprising this statement of result are shown on pages 23–24.

RESULTS

Final Results by District

Electoral District	Votes Marked Yes	Votes Marked No	Ballot Papers Rejected as Informal	Total Votes
Albany	8,134	11,974	61	20,169
Alfred Cove	10,927	9,622	66	20,615
Armadale	8,401	12,012	89	20,502
Balcatta	10,210	9,897	137	20,244
Bassendean	8,912	10,932	118	19,962
Bateman	10,838	9,608	70	20,516
Belmont	7,972	10,237	90	18,299
Blackwood-Stirling	4,633	13,983	62	18,678
Bunbury	6,574	11,735	60	18,369
Cannington	8,369	11,173	100	19,642
Carine	11,445	9,354	72	20,871
Central Wheatbelt	2,866	15,454	49	18,369
Churchlands	11,240	9,303	84	20,627
Cockburn	11,147	10,559	140	21,846
Collie-Preston	6,332	15,492	58	21,882
Cottesloe	10,660	9,873	74	20,607
Darling Range	8,942	13,083	67	22,092
Dawesville	8,380	10,999	79	19,458
Eyre	5,222	9,312	57	14,591
Forrestfield	8,987	11,951	86	21,024
Fremantle	10,608	10,022	125	20,755
Geraldton	3,734	14,814	53	18,601
Girrawheen	8,743	10,327	129	19,199
Gosnells	8,105	11,017	107	19,229
Hillarys	12,317	8,799	74	21,190
Jandakot	12,074	9,762	91	21,927
Joondalup	11,595	7,992	77	19,664
Kalamunda	8,854	11,571	97	20,522
Kalgoorlie	4,391	5,568	43	10,002
Kimberley	2,766	5,620	42	8,428
Kingsley	12,164	9,306	70	21,540

Electoral District	Votes Marked Yes	Votes Marked No	Ballot Papers Rejected as Informal	Total Votes
Kwinana	9,692	10,605	88	20,385
Mandurah	7,210	11,403	73	18,686
Maylands	9,926	9,426	102	19,454
Midland	7,745	12,427	74	20,246
Mindarie	11,205	9,227	73	20,505
Moore	3,564	16,182	45	19,791
Morley	10,147	10,451	86	20,684
Mount Lawley	10,071	9,163	96	19,330
Murray-Wellington	6,789	14,763	78	21,630
Nedlands	11,052	8,974	81	20,107
Nollamara	9,190	10,564	111	19,865
North West	2,940	8,408	32	11,380
Ocean Reef	12,892	7,567	56	20,515
Perth	11,528	7,698	92	19,318
Pilbara	2,228	4,994	30	7,252
Riverton	10,201	9,785	86	20,072
Rockingham	9,508	10,119	79	19,706
Scarborough	10,827	8,705	82	19,614
South Perth	10,829	9,029	82	19,940
Southern River	12,163	10,275	76	22,514
Swan Hills	9,615	12,840	89	22,544
Vasse	7,324	14,255	57	21,636
Victoria Park	9,930	9,947	76	19,953
Wagin	2,669	15,563	49	18,281
Wanneroo	13,634	11,094	79	24,807
Warnbro	11,972	9,527	69	21,568
West Swan	9,756	9,796	89	19,641
Willagee	9,750	10,166	93	20,009
Whole State	519,899	624,304	4,650	1,148,853

Regional Results: Metropolitan

East Metropolitan Region										
District	YES	NO	Total Valid Votes	% YES Votes to Total Valid Votes	% NO Votes to Total Valid Votes	Informal	Total Votes	% of Informality	Total Enrolment	% of Turnout
Armadale	8,401	12,012	20,413	41.16%	58.84%	89	20,502	0.43%	24,251	84.54%
Bassendean	8,912	10,932	19,844	44.91%	55.09%	118	19,962	0.59%	23,161	86.19%
Belmont	7,972	10,237	18,209	43.78%	56.22%	90	18,299	0.49%	21,934	83.43%
Darling Range	8,942	13,083	22,025	40.60%	59.40%	67	22,092	0.30%	24,956	88.52%
Forrestfield	8,987	11,951	20,938	42.92%	57.08%	86	21,024	0.41%	24,284	86.58%
Gosnells	8,105	11,017	19,122	42.39%	57.61%	107	19,229	0.56%	22,464	85.60%
Kalamunda	8,854	11,571	20,425	43.35%	56.65%	97	20,522	0.47%	23,570	87.07%
Maylands	9,926	9,426	19,352	51.29%	48.71%	102	19,454	0.52%	23,418	83.07%
Midland	7,745	12,427	20,172	38.39%	61.61%	74	20,246	0.37%	23,666	85.55%
Morley	10,147	10,451	20,598	49.26%	50.74%	86	20,684	0.42%	23,540	87.87%
Mount Lawley	10,071	9,163	19,234	52.36%	47.64%	96	19,330	0.50%	22,763	84.92%
Nollamara	9,190	10,564	19,754	46.52%	53.48%	111	19,865	0.56%	23,962	82.90%
Swan Hills	9,615	12,840	22,455	42.82%	57.18%	89	22,544	0.39%	25,633	87.95%
West Swan	9,756	9,796	19,552	49.90%	50.10%	89	19,641	0.45%	22,710	86.49%
Total	126,623	155,470	282,093	44.89%	55.11%	1,301	283,394	0.46%	330,312	85.80%

North Metropolitan Region										
District	YES	NO	Total Valid Votes	% of YES Votes to Total Valid Votes	% of NO Votes to Total Valid Votes	Informal	Total Votes	% of Informality	Total Enrolment	% of Turnout
Balcatta	10,210	9,897	20,107	50.78%	49.22%	137	20,244	0.68%	23,525	86.05%
Carine	11,445	9,354	20,799	55.03%	44.97%	72	20,871	0.34%	23,475	88.91%
Churchlands	11,240	9,303	20,543	54.71%	45.29%	84	20,627	0.41%	23,608	87.37%
Cottesloe	10,660	9,873	20,533	51.92%	48.08%	74	20,607	0.36%	24,181	85.22%
Girrawheen	8,743	10,327	19,070	45.85%	54.15%	129	19,199	0.67%	23,030	83.37%
Hillarys	12,317	8,799	21,116	58.33%	41.67%	74	21,190	0.35%	24,039	88.15%
Joondalup	11,595	7,992	19,587	59.20%	40.80%	77	19,664	0.39%	22,881	85.94%
Kingsley	12,164	9,306	21,470	56.66%	43.34%	70	21,540	0.32%	23,900	90.13%
Mindarie	11,205	9,227	20,432	54.84%	45.16%	73	20,505	0.36%	24,580	83.42%
Nedlands	11,052	8,974	20,026	55.19%	44.81%	81	20,107	0.40%	23,638	85.06%
Ocean Reef	12,892	7,567	20,459	63.01%	36.99%	56	20,515	0.27%	23,537	87.16%
Perth	11,528	7,698	19,226	59.96%	40.04%	92	19,318	0.48%	24,292	79.52%
Scarborough	10,827	8,705	19,532	55.43%	44.57%	82	19,614	0.42%	23,544	83.31%
Wanneroo	13,634	11,094	24,728	55.14%	44.86%	79	24,807	0.32%	28,275	87.73%
Total	159,512	128,116	287,628	55.46%	44.54%	1,180	288,808	0.41%	336,505	85.83%

South Metropolitan Region										
District	YES	NO	Total Valid Votes	% of YES Votes to Total Valid Votes	% of NO Votes to Total Valid Votes	Informal	Total Votes	% of Informality	Total Enrolment	% of Turnout
Alfred Cove	10,927	9,622	20,549	53.18%	46.82%	66	20,615	0.32%	23,596	87.37%
Bateman	10,838	9,608	20,446	53.01%	46.99%	70	20,516	0.34%	22,984	89.26%
Cannington	8,369	11,173	19,542	42.83%	57.17%	100	19,642	0.51%	23,381	84.01%
Cockburn	11,147	10,559	21,706	51.35%	48.65%	140	21,846	0.64%	25,118	86.97%
Fremantle	10,608	10,022	20,630	51.42%	48.58%	125	20,755	0.60%	23,719	87.50%
Jandakot	12,074	9,762	21,836	55.29%	44.71%	91	21,927	0.42%	24,777	88.50%
Kwinana	9,692	10,605	20,297	47.75%	52.25%	88	20,385	0.43%	24,017	84.88%
Riverton	10,201	9,785	19,986	51.04%	48.96%	86	20,072	0.43%	22,702	88.42%
Rockingham	9,508	10,119	19,627	48.44%	51.56%	79	19,706	0.40%	22,941	85.90%
South Perth	10,829	9,029	19,858	54.53%	45.47%	82	19,940	0.41%	23,617	84.43%
Southern River	12,163	10,275	22,438	54.21%	45.79%	76	22,514	0.34%	25,467	88.40%
Victoria Park	9,930	9,947	19,877	49.96%	50.04%	76	19,953	0.38%	24,316	82.06%
Warnbro	11,972	9,527	21,499	55.69%	44.31%	69	21,568	0.32%	25,121	85.86%
Willagee	9,750	10,166	19,916	48.96%	51.04%	93	20,009	0.46%	23,323	85.79%
Total	148,008	140,199	288,207	51.35%	48.65%	1,241	289,448	0.43%	335,079	86.38%

Regional Results: Country

Agricultural Region										
District	YES	NO	Total Valid Votes	% YES Votes to Total Valid Votes	% NO Votes to Total Valid Votes	Informal	Total Votes	% of Informality	Total Enrolment	% of Turnout
Central Wheatbelt	2,866	15,454	18,320	15.64%	84.36%	49	18,369	0.27%	20,521	89.51%
Geraldton	3,734	14,814	18,548	20.13%	79.87%	53	18,601	0.28%	21,432	86.79%
Moore	3,564	16,182	19,746	18.05%	81.95%	45	19,791	0.23%	22,356	88.53%
Wagin	2,669	15,563	18,232	14.64%	85.36%	49	18,281	0.27%	20,233	90.35%
Total	12,833	62,013	74,846	17.15%	82.85%	196	75,042	0.26%	84,542	88.76%

Mining and Pastoral Region										
District	YES	NO	Total Valid Votes	% YES Votes to Total Valid Votes	% NO Votes to Total Valid Votes	Informal	Total Votes	% of Informality	Total Enrolment	% of Turnout
Eyre	5,222	9,312	14,534	35.93%	64.07%	57	14,591	0.39%	17,532	83.22%
Kalgoorlie	4,391	5,568	9,959	44.09%	55.91%	43	10,002	0.43%	13,952	71.69%
Kimberley	2,766	5,620	8,386	32.98%	67.02%	42	8,428	0.50%	15,913	52.96%
North West	2,940	8,408	11,348	25.91%	74.09%	32	11,380	0.28%	15,511	73.37%
Pilbara	2,228	4,994	7,222	30.85%	69.15%	30	7,252	0.41%	11,122	65.20%
Total	17,547	33,902	51,449	34.11%	65.89%	204	51,653	0.39%	74,030	69.77%

South West Region										
District	YES	NO	Total Valid Votes	% YES Votes to Total Valid Votes	% NO Votes to Total Valid Votes	Informal	Total Votes	% of Informality	Total Enrolment	% of Turnout
Albany	8,134	11,974	20,108	40.45%	59.55%	61	20,169	0.30%	22,654	89.03%
Blackwood-Stirling	4,633	13,983	18,616	24.89%	75.11%	62	18,678	0.33%	20,769	89.93%
Bunbury	6,574	11,735	18,309	35.91%	64.09%	60	18,369	0.33%	21,017	87.40%
Collie-Preston	6,332	15,492	21,824	29.01%	70.99%	58	21,882	0.27%	24,227	90.32%
Dawesville	8,380	10,999	19,379	43.24%	56.76%	79	19,458	0.41%	22,154	87.83%
Mandurah	7,210	11,403	18,613	38.74%	61.26%	73	18,686	0.39%	21,521	86.83%
Murray-Wellington	6,789	14,763	21,552	31.50%	68.50%	78	21,630	0.36%	24,174	89.48%
Vasse	7,324	14,255	21,579	33.94%	66.06%	57	21,636	0.26%	24,570	88.06%
Total	55,376	104,604	159,980	34.61%	65.39%	528	160,508	0.33%	181,086	88.64%

Overall Summary										
	YES	NO	Total Valid Votes	% YES Votes to Total Valid Votes	% NO Votes to Total Valid Votes	Informal	Total Votes	% of Informality	Total Enrolment	% of Turnout
Metro	434,143	423,785	857,928	50.60%	49.40%	3,722	861,650	0.43%	1,001,896	86.00%
Country	85,756	200,519	286,275	29.96%	70.04%	928	287,203	0.32%	339,658	84.56%
Statewide Total	519,899	624,304	1,144,203	45.44%	54.56%	4,650	1,148,853	0.40%	1,341,554	85.64%

District Results Albany District

Question: *Are you in favour of daylight saving being introduced in Western Australia by standard time in the State being advanced one hour from the last Sunday in October 2009 until the last Sunday in March 2010 and in similar fashion for each following year.*

Polling Places	Yes	No	Total Valid Votes	Informal Votes	Total Votes	% Yes Votes to Total Valid Votes	% No Votes to Total Valid Votes
Albany Primary School	198	435	633	13	646	31.28%	68.72%
Albany Senior Citizens Centre	772	869	1,641	6	1,647	47.04%	52.96%
Albany Surf Lifesaving Club	402	533	935	3	938	42.99%	57.01%
Elleker Hall	151	286	437	0	437	34.55%	65.45%
Emu Point Sea Rescue Hall	134	248	382	1	383	35.08%	64.92%
Flinders Park Primary School	541	777	1,318	5	1,323	41.05%	58.95%
Great Southern Grammar	193	323	516	1	517	37.40%	62.60%
King River Hall	148	308	456	0	456	32.46%	67.54%
Little Grove Primary School	463	572	1,035	3	1,038	44.73%	55.27%
Mt Lockyer Primary School	1,110	1,628	2,738	16	2,754	40.54%	59.46%
Mt Manypeaks Primary School	19	105	124	1	125	15.32%	84.68%
Napier Hall	24	104	128	0	128	18.75%	81.25%
PCYC	522	678	1,200	4	1,204	43.50%	56.50%
Redmond Hall	30	103	133	0	133	22.56%	77.44%
Spencer Park Primary School	785	1,290	2,075	6	2,081	37.83%	62.17%
Wellstead Resource and Telecentre	8	80	88	0	88	9.09%	90.91%
Yakamia Primary School	758	1,050	1,808	4	1,812	41.92%	58.08%
Youngs Siding Hall	88	241	329	0	329	26.75%	73.25%
Special Institutions, Hospitals & Remotes	80	190	270	5	275	29.63%	70.37%
Total Polling Places Votes	6,600	9,869	16,469	56	16,525	40.08%	59.92%
Absent Votes	879	1,070	1,949	1	1,950	45.10%	54.90%
Early Votes (by Post)	156	314	470	2	472	33.19%	66.81%
Early Votes (In Person)	495	719	1,214	2	1,216	40.77%	59.23%
Provisional Votes	4	2	6	0	6	66.67%	33.33%
Total Count Centre Votes	1,534	2,105	3,639	5	3,644	42.15%	57.85%
Total Votes	8,134	11,974	20,108	61	20,169	40.45%	59.55%

Alfred Cove District

Question: *Are you in favour of daylight saving being introduced in Western Australia by standard time in the State being advanced one hour from the last Sunday in October 2009 until the last Sunday in March 2010 and in similar fashion for each following year.*

Polling Places	Yes	No	Total Valid Votes	Informal Votes	Total	% Yes Votes to Total Valid Votes	% No Votes to Total Valid Votes
Applecross Primary School	1,817	1,378	3,195	8	3,203	56.87%	43.13%
Applecross Senior High School	545	482	1,027	4	1,031	53.07%	46.93%
Attadale Primary School	1,464	1,252	2,716	9	2,725	53.90%	46.10%
Bicton Primary School	897	844	1,741	9	1,750	51.52%	48.48%
Booragoon Primary School	655	621	1,276	5	1,281	51.33%	48.67%
Melville Primary School	441	358	799	2	801	55.19%	44.81%
Melville Recreation Centre	413	459	872	4	876	47.36%	52.64%
Palmyra Primary School	534	518	1,052	3	1,055	50.76%	49.24%
St Benedict's Catholic Church Hall	454	455	909	1	910	49.94%	50.06%
St Michael's Anglican Church Hall	1,199	1,028	2,227	11	2,238	53.84%	46.16%
Special Institutions, Hospitals & Remotes	32	126	158	0	158	20.25%	79.75%
Total Polling Places Votes	8,451	7,521	15,972	56	16,028	52.91%	47.09%
Absent Votes	1,387	922	2,309	6	2,315	60.07%	39.93%
Early Votes (by Post)	340	494	834	2	836	40.77%	59.23%
Early Votes (In Person)	739	682	1,421	2	1,423	52.01%	47.99%
Provisional Votes	10	3	13	0	13	76.92%	23.08%
Total Count Centre Votes	2,476	2,101	4,577	10	4,587	54.10%	45.90%
Total Votes	10,927	9,622	20,549	66	20,615	53.18%	46.82%

Armadale District

Question: *Are you in favour of daylight saving being introduced in Western Australia by standard time in the State being advanced one hour from the last Sunday in October 2009 until the last Sunday in March 2010 and in similar fashion for each following year.*

Polling Places	Yes	No	Total Valid Votes	Informal Votes	Total	% Yes Votes to Total Valid Votes	% No Votes to Total Valid Votes
Armadale Primary School	688	826	1,514	6	1,520	45.44%	54.56%
Armadale-Kelmscott Senior Citizens Centre	287	553	840	2	842	34.17%	65.83%
Cecil Andrews Senior High School	1,141	1,314	2,455	11	2,466	46.48%	53.52%
Challis Primary School	897	1,214	2,111	8	2,119	42.49%	57.51%
Grovelands Primary School	571	905	1,476	5	1,481	38.69%	61.31%
Gwynne Park Primary School	420	688	1,108	8	1,116	37.91%	62.09%
Kelmscott Primary School	445	581	1,026	9	1,035	43.37%	56.63%
Kelmscott Senior High School	590	906	1,496	5	1,501	39.44%	60.56%
Kingsley Primary School	424	668	1,092	4	1,096	38.83%	61.17%
Neerigen Brook Primary School	928	1,653	2,581	15	2,596	35.96%	64.04%
Westfield Park Primary School	495	654	1,149	6	1,155	43.08%	56.92%
Special Institutions, Hospitals & Remotes	29	61	90	0	90	32.22%	67.78%
Total Polling Places Votes	6,915	10,023	16,938	79	17,017	40.83%	59.17%
Absent Votes	916	1,015	1,931	6	1,937	47.44%	52.56%
Early Votes (by Post)	197	408	605	3	608	32.56%	67.44%
Early Votes (In Person)	366	558	924	1	925	39.61%	60.39%
Provisional Votes	7	8	15	0	15	46.67%	53.33%
Total Count Centre Votes	1,486	1,989	3,475	10	3,485	42.76%	57.24%
Total Votes	8,401	12,012	20,413	89	20,502	41.16%	58.84%

Balcatta District

Question: *Are you in favour of daylight saving being introduced in Western Australia by standard time in the State being advanced one hour from the last Sunday in October 2009 until the last Sunday in March 2010 and in similar fashion for each following year.*

Polling Places	Yes	No	Total Valid Votes	Informal Votes	Total	% Yes Votes to Total Valid Votes	% No Votes to Total Valid Votes
Balcatta Gospel Hall	219	280	499	4	503	43.89%	56.11%
Balcatta Primary School	1,017	1,084	2,101	30	2,131	48.41%	51.59%
Balcatta Senior High School	1,500	1,486	2,986	26	3,012	50.23%	49.77%
Glendale Primary School	468	410	878	5	883	53.30%	46.70%
Osborne Park Community Centre	562	576	1,138	5	1,143	49.38%	50.62%
Osborne Park Hospital (Out Patients Clinic)	520	480	1,000	3	1,003	52.00%	48.00%
Osborne Primary School	933	754	1,687	17	1,704	55.31%	44.69%
St Denis School	728	841	1,569	9	1,578	46.40%	53.60%
Takari Primary School	1,012	1,119	2,131	6	2,137	47.49%	52.51%
Tuart Hill Primary School	982	945	1,927	11	1,938	50.96%	49.04%
Special Institutions, Hospitals & Remotes	56	117	173	2	175	32.37%	67.63%
Total Polling Places Votes	7,997	8,092	16,089	118	16,207	49.70%	50.30%
Absent Votes	1,449	1,000	2,449	15	2,464	59.17%	40.83%
Early Votes (by Post)	279	411	690	0	690	40.43%	59.57%
Early Votes (In Person)	483	390	873	4	877	55.33%	44.67%
Provisional Votes	2	4	6	0	6	33.33%	66.67%
Total Count Centre Votes	2,213	1,805	4,018	19	4,037	55.08%	44.92%
Total Votes	10,210	9,897	20,107	137	20,244	50.78%	49.22%

Bassendean District

Question: *Are you in favour of daylight saving being introduced in Western Australia by standard time in the State being advanced one hour from the last Sunday in October 2009 until the last Sunday in March 2010 and in similar fashion for each following year.*

Polling Places	Yes	No	Total Valid Votes	Informal Votes	Total	% Yes Votes to Total Valid Votes	% No Votes to Total Valid Votes
Anzac Terrace Primary School	902	1,064	1,966	6	1,972	45.88%	54.12%
Ashfield Primary School	435	590	1,025	3	1,028	42.44%	57.56%
Bassendean Primary School	1,113	1,267	2,380	7	2,387	46.76%	53.24%
Beechboro Primary School	715	985	1,700	11	1,711	42.06%	57.94%
East Beechboro Primary School	667	1,016	1,683	11	1,694	39.63%	60.37%
Eden Hill Primary School	1,180	1,477	2,657	18	2,675	44.41%	55.59%
Hampton Senior High School - Eric Strauss Community Centre	915	950	1,865	14	1,879	49.06%	50.94%
Lockridge Kindergarten	359	646	1,005	12	1,017	35.72%	64.28%
Lockridge Senior High School	697	728	1,425	22	1,447	48.91%	51.09%
Special Institutions, Hospitals & Remotes	35	64	99	1	100	35.35%	64.65%
Total Polling Places Votes	7,018	8,787	15,805	105	15,910	44.40%	55.60%
Absent Votes	1,324	1,344	2,668	13	2,681	49.63%	50.37%
Early Votes (by Post)	206	391	597	0	597	34.51%	65.49%
Early Votes (In Person)	359	404	763	0	763	47.05%	52.95%
Provisional Votes	5	6	11	0	11	45.45%	54.55%
Total Count Centre Votes	1,894	2,145	4,039	13	4,052	46.89%	53.11%
Total Votes	8,912	10,932	19,844	118	19,962	44.91%	55.09%

Bateman District

Question: *Are you in favour of daylight saving being introduced in Western Australia by standard time in the State being advanced one hour from the last Sunday in October 2009 until the last Sunday in March 2010 and in similar fashion for each following year.*

Polling Places	Yes	No	Total Valid Votes	Informal Votes	Total	% Yes Votes to Total Valid Votes	% No Votes to Total Valid Votes
Airforce Association (Royal Australian)	542	682	1,224	3	1,227	44.28%	55.72%
Bateman Primary School	999	890	1,889	5	1,894	52.89%	47.11%
Booragoon Primary School	581	537	1,118	5	1,123	51.97%	48.03%
Brentwood Primary School	1,239	1,048	2,287	8	2,295	54.18%	45.82%
Bull Creek Primary School	812	729	1,541	5	1,546	52.69%	47.31%
Kardinya Primary School	803	672	1,475	12	1,487	54.44%	45.56%
Oberthur Primary School	663	611	1,274	8	1,282	52.04%	47.96%
Rossmoyne Primary School	736	688	1,424	7	1,431	51.69%	48.31%
Winthrop Primary School	2,095	1,781	3,876	12	3,888	54.05%	45.95%
Special Institutions, Hospitals & Remotes	27	39	66	0	66	40.91%	59.09%
Total Polling Places Votes	8,497	7,677	16,174	65	16,239	52.53%	47.47%
Absent Votes	1,369	841	2,210	4	2,214	61.95%	38.05%
Early Votes (by Post)	260	435	695	0	695	37.41%	62.59%
Early Votes (In Person)	708	652	1,360	1	1,361	52.06%	47.94%
Provisional Votes	4	3	7	0	7	57.14%	42.86%
Total Count Centre Votes	2,341	1,931	4,272	5	4,277	54.80%	45.20%
Total Votes	10,838	9,608	20,446	70	20,516	53.01%	46.99%

Belmont District

Question: *Are you in favour of daylight saving being introduced in Western Australia by standard time in the State being advanced one hour from the last Sunday in October 2009 until the last Sunday in March 2010 and in similar fashion for each following year.*

Polling Places	Yes	No	Total Valid Votes	Informal Votes	Total	% Yes Votes to Total Valid Votes	% No Votes to Total Valid Votes
Airport City Church	999	1,570	2,569	17	2,586	38.89%	61.11%
Belmont City College	931	1,259	2,190	11	2,201	42.51%	57.49%
Belmont Park Tennis Club	362	538	900	6	906	40.22%	59.78%
Belmont Primary School	612	716	1,328	4	1,332	46.08%	53.92%
Carlisle Primary School	797	979	1,776	13	1,789	44.88%	55.12%
Hazelmere Community Hall	259	312	571	0	571	45.36%	54.64%
Kewdale Primary School	659	823	1,482	6	1,488	44.47%	55.53%
Perth Airport Domestic Terminal 2 (Qantas)	6	15	21	0	21	28.57%	71.43%
Perth Airport Domestic Terminal 3 (Virgin Blue)	4	7	11	0	11	36.36%	63.64%
Perth Airport International Terminal	13	3	16	0	16	81.25%	18.75%
Redcliffe Primary School	452	680	1,132	6	1,138	39.93%	60.07%
St Augustine's Catholic Primary School	356	482	838	4	842	42.48%	57.52%
Tranby Primary School	685	781	1,466	6	1,472	46.73%	53.27%
Special Institutions, Hospitals & Remotes	8	31	39	0	39	20.51%	79.49%
Total Polling Places Votes	6,143	8,196	14,339	73	14,412	42.84%	57.16%
Absent Votes	1,170	1,064	2,234	13	2,247	52.37%	47.63%
Early Votes (by Post)	282	558	840	4	844	33.57%	66.43%
Early Votes (In Person)	373	415	788	0	788	47.34%	52.66%
Provisional Votes	4	4	8	0	8	50.00%	50.00%
Total Count Centre Votes	1,829	2,041	3,870	17	3,887	47.26%	52.74%
Total Votes	7,972	10,237	18,209	90	18,299	43.78%	56.22%

Blackwood-Stirling

Question: *Are you in favour of daylight saving being introduced in Western Australia by standard time in the State being advanced one hour from the last Sunday in October 2009 until the last Sunday in March 2010 and in similar fashion for each following year.*

Polling Places	Yes	No	Total Valid Votes	Informal Votes	Total	% Yes Votes to Total Valid Votes	% No Votes to Total Valid Votes
Alexandra Bridge Hall	20	106	126	0	126	15.87%	84.13%
Augusta Telecentre	240	605	845	1	846	28.40%	71.60%
Boyup Brook Family Stop Centre	67	489	556	2	558	12.05%	87.95%
Bridgetown Lesser Hall	445	1,245	1,690	7	1,697	26.33%	73.67%
Cranbrook Memorial Hall	30	272	302	0	302	9.93%	90.07%
Denmark Recreation Centre	731	1,156	1,887	8	1,895	38.74%	61.26%
Dinninup Hall	10	85	95	0	95	10.53%	89.47%
Frankland Hall	30	137	167	0	167	17.96%	82.04%
Greenbushes District Hall	55	243	298	0	298	18.46%	81.54%
Karridale Primary School	49	161	210	0	210	23.33%	76.67%
Kendenup Primary School	73	379	452	1	453	16.15%	83.85%
Manjimup East Primary School	200	638	838	2	840	23.87%	76.13%
Manjimup Town Hall	487	1,635	2,122	16	2,138	22.95%	77.05%
Mayanup Hall	10	144	154	0	154	6.49%	93.51%
Middlesex Hall	18	92	110	0	110	16.36%	83.64%
Nannup Shire Function Room	120	499	619	2	621	19.39%	80.61%
Narrikup District Hall	39	188	227	0	227	17.18%	82.82%
Northcliffe Ambulance Hall	70	314	384	2	386	18.23%	81.77%
Parryville Hall	43	106	149	0	149	28.86%	71.14%
Pemberton Sports Club	151	560	711	5	716	21.24%	78.76%
Plantagenet District Hall	318	1,027	1,345	4	1,349	23.64%	76.36%
Porongurup District Hall	31	116	147	1	148	21.09%	78.91%
Quinninup Community Centre	11	68	79	0	79	13.92%	86.08%

Blackwood-Stirling (cont.)

Polling Places	Yes	No	Total Valid Votes	Informal Votes	Total	% Yes Votes to Total Valid Votes	% No Votes to Total Valid Votes
Rocky Gully RSL Hall	6	59	65	0	65	9.23%	90.77%
Scotsdale Hall	46	135	181	1	182	25.41%	74.59%
South Stirling Primary School	2	11	13	0	13	15.38%	84.62%
Tingledale Hall	43	127	170	0	170	25.29%	74.71%
Walpole Primary School	103	297	400	0	400	25.75%	74.25%
Yornup Community Hall	31	134	165	0	165	18.79%	81.21%
Special Institutions, Hospitals & Remotes	21	74	95	1	96	22.11%	77.89%
Total Polling Places Votes	3,500	11,102	14,602	53	14,655	23.97%	76.03%
Absent Votes	774	1,729	2503	8	2,511	30.92%	69.08%
Early Votes (by Post)	121	520	641	1	642	18.88%	81.12%
Early Votes (In Person)	234	626	860	0	860	27.21%	72.79%
Provisional Votes	4	6	10	0	10	40.00%	60.00%
Total Count Centre Votes	1,133	2,881	4,014	9	4,023	28.23%	71.77%
Total Votes	4,633	13,983	18,616	62	18,678	24.89%	75.11%

Bunbury District

Question: *Are you in favour of daylight saving being introduced in Western Australia by standard time in the State being advanced one hour from the last Sunday in October 2009 until the last Sunday in March 2010 and in similar fashion for each following year.*

Polling Places	Yes	No	Total Valid Votes	Informal Votes	Total Votes	% Yes Votes to Total Valid Votes	% No Votes to Total Valid Votes
Adam Road Primary School	729	1,387	2,116	7	2,123	34.45%	65.55%
Bunbury Catholic College	292	516	808	7	815	36.14%	63.86%
Bunbury Pre-Primary Centre	473	617	1,090	5	1,095	43.39%	56.61%
Bunbury Tower	403	401	804	3	807	50.12%	49.88%
Carey Park Primary School	496	1,066	1,562	3	1,565	31.75%	68.25%
Cooinda Primary School	598	1,183	1,781	3	1,784	33.58%	66.42%
Milligan House	273	690	963	3	966	28.35%	71.65%
Picton Primary School	359	681	1,040	4	1,044	34.52%	65.48%
South Bunbury Pre-Primary Centre	490	896	1,386	4	1,390	35.35%	64.65%
South West Health Campus	140	262	402	0	402	34.83%	65.17%
Withers Primary School	510	1,178	1,688	2	1,690	30.21%	69.79%
Special Institutions, Hospitals & Remotes	39	181	220	3	223	17.73%	82.27%
Total Polling Places Votes	4,802	9,058	13,860	44	13,904	34.65%	65.35%
Absent Votes	975	1,253	2,228	13	2,241	43.76%	56.24%
Early Votes (by Post)	103	284	387	1	388	26.61%	73.39%
Early Votes (In Person)	684	1,133	1,817	2	1,819	37.64%	62.36%
Provisional Votes	10	7	17	0	17	58.82%	41.18%
Total Count Centre Votes	1,772	2,677	4,449	16	4,465	39.83%	60.17%
Total Votes	6,574	11,735	18,309	60	18,369	35.91%	64.09%

Cannington District

Question: *Are you in favour of daylight saving being introduced in Western Australia by standard time in the State being advanced one hour from the last Sunday in October 2009 until the last Sunday in March 2010 and in similar fashion for each following year.*

Polling Places	Yes	No	Total Valid Votes	Informal Votes	Total Votes	% Yes Votes to Total Valid Votes	% No Votes to Total Valid Votes
Bannister Creek Primary School	597	721	1,318	7	1,325	45.30%	54.70%
Beckenham Community Church	843	1,262	2,105	11	2,116	40.05%	59.95%
Brookman Primary School	806	1,287	2,093	10	2,103	38.51%	61.49%
Gibbs Street Primary School	866	1,252	2,118	14	2,132	40.89%	59.11%
Lynwood Christian Church	543	747	1,290	5	1,295	42.09%	57.91%
Lynwood Senior High School	489	584	1,073	9	1,082	45.57%	54.43%
Queens Park Recreation Centre	359	537	896	5	901	40.07%	59.93%
Sevenoaks Senior College	825	1,032	1,857	9	1,866	44.43%	55.57%
Wilson Community Hall	952	1,133	2,085	8	2,093	45.66%	54.34%
Special Institutions, Hospitals & Remotes	32	79	111	3	114	28.83%	71.17%
Total Polling Places Votes	6,312	8,634	14,946	81	15,027	42.23%	57.77%
Absent Votes	1,301	1,310	2,611	15	2,626	49.83%	50.17%
Early Votes (by Post)	208	452	660	1	661	31.52%	68.48%
Early Votes (In Person)	536	768	1,304	3	1,307	41.10%	58.90%
Provisional Votes	12	9	21	0	21	57.14%	42.86%
Total Count Centre Votes	2,057	2,539	4,596	19	4,615	44.76%	55.24%
Total Votes	8,369	11,173	19,542	100	19,642	42.83%	57.17%

Carine District

Question: *Are you in favour of daylight saving being introduced in Western Australia by standard time in the State being advanced one hour from the last Sunday in October 2009 until the last Sunday in March 2010 and in similar fashion for each following year.*

Polling Places	Yes	No	Total Valid Votes	Informal Votes	Total	% Yes Votes to Total Valid Votes	% No Votes to Total Valid Votes
Carine Senior High School	1,797	1,220	3,017	14	3,031	59.56%	40.44%
Davallia Primary School	1,065	834	1,899	5	1,904	56.08%	43.92%
Karrinyup Primary School	1,100	995	2,095	6	2,101	52.51%	47.49%
Lake Gwelup Primary School	1,119	1,031	2,150	5	2,155	52.05%	47.95%
Marmion Primary School	913	794	1,707	9	1,716	53.49%	46.51%
North Beach Community Centre	299	355	654	1	655	45.72%	54.28%
North Beach Primary School	1,146	1,016	2,162	8	2,170	53.01%	46.99%
Poynter Primary School	1,104	809	1,913	6	1,919	57.71%	42.29%
Trigg Surf Life Saving Club	157	190	347	0	347	45.24%	54.76%
Special Institutions, Hospitals & Remotes	58	108	166	6	172	34.94%	65.06%
Total Polling Places Votes	8,758	7,352	16,110	60	16,170	54.36%	45.64%
Absent Votes	1,591	1,050	2,641	10	2,651	60.24%	39.76%
Early Votes (by Post)	281	307	588	1	589	47.79%	52.21%
Early Votes (In Person)	810	644	1,454	1	1,455	55.71%	44.29%
Provisional Votes	5	1	6	0	6	83.33%	16.67%
Total Count Centre Votes	2,687	2,002	4,689	12	4,701	57.30%	42.70%
Total Votes	11,445	9,354	20,799	72	20,871	55.03%	44.97%

Central Wheatbelt District

Question: *Are you in favour of daylight saving being introduced in Western Australia by standard time in the State being advanced one hour from the last Sunday in October 2009 until the last Sunday in March 2010 and in similar fashion for each following year.*

Polling Places	Yes	No	Total Valid Votes	Informal Votes	Total	% Yes Votes to Total Valid Votes	% No Votes to Total Valid Votes
Ardath Tennis Club	4	40	44	0	44	9.09%	90.91%
Avonvale Primary School	94	412	506	3	509	18.58%	81.42%
Bakers Hill Primary School	138	555	693	3	696	19.91%	80.09%
Ballidu Primary School	4	95	99	0	99	4.04%	95.96%
Beacon CWA Hall	6	112	118	0	118	5.08%	94.92%
Beverley Lesser Hall	112	732	844	1	845	13.27%	86.73%
Bruce Rock Shire Hall	41	402	443	1	444	9.26%	90.74%
Cadoux Primary School	4	67	71	0	71	5.63%	94.37%
Cunderdin District High School	79	371	450	0	450	17.56%	82.44%
Dale River Tennis Club	6	58	64	0	64	9.38%	90.63%
Don Mason Community Centre	16	158	174	0	174	9.20%	90.80%
Doodlakine Agricultural Hall	5	55	60	0	60	8.33%	91.67%
Dowerin Lesser Shire Hall	23	334	357	0	357	6.44%	93.56%
Goomalling Sports Pavilion	31	362	393	1	394	7.89%	92.11%
Grass Valley Hall	14	136	150	0	150	9.33%	90.67%
Greenhills Hall	12	114	126	1	127	9.52%	90.48%
Jennacubbine Hall	8	63	71	0	71	11.27%	88.73%
Kellerberrin Memorial Hall	81	503	584	1	585	13.87%	86.13%
Koorda Primary School	19	221	240	1	241	7.92%	92.08%
Meckering Primary School	15	143	158	0	158	9.49%	90.51%
Merredin Court House	149	779	928	3	931	16.06%	83.94%
Merredin Senior Centre	99	446	545	2	547	18.17%	81.83%

Central Wheatbelt District (cont.)

Polling Places	Yes	No	Total Valid Votes	Informal Votes	Total	% Yes Votes to Total Valid Votes	% No Votes to Total Valid Votes
Mt Marshall Shire Office	13	136	149	0	149	8.72%	91.28%
Mt Walker Tennis Club	4	80	84	0	84	4.76%	95.24%
Mukinbudin Shire Chambers	24	284	308	0	308	7.79%	92.21%
Narembeen District High School	45	272	317	0	317	14.20%	85.80%
Northam Memorial Hall	341	1,477	1,818	6	1,824	18.76%	81.24%
Northam Primary School	188	750	938	0	938	20.04%	79.96%
Nungarin Primary School	16	108	124	0	124	12.90%	87.10%
Quairading District High School	60	482	542	3	545	11.07%	88.93%
Tammin Primary School	21	140	161	0	161	13.04%	86.96%
Westonia Shire Office	7	102	109	0	109	6.42%	93.58%
Wongan Hills Civic Centre	76	509	585	2	587	12.99%	87.01%
Wundowie Primary School	118	411	529	5	534	22.31%	77.69%
Wyalkatchem District High School	22	258	280	1	281	7.86%	92.14%
York District High School	224	1,345	1,569	5	1,574	14.28%	85.72%
Special Institutions, Hospitals & Remotes	6	24	30	0	30	20.00%	80.00%
Total Polling Places Votes	2,125	12,536	14,661	39	14,700	14.49%	85.51%
Absent Votes	529	1,943	2,472	6	2,478	21.40%	78.60%
Early Votes (by Post)	105	505	610	1	611	17.21%	82.79%
Early Votes (In Person)	103	448	551	3	554	18.69%	81.31%
Provisional Votes	4	22	26	0	26	15.38%	84.62%
Total Count Centre Votes	741	2,918	3,659	10	3,669	20.25%	79.75%
Total Votes	2,866	15,454	18,320	49	18,369	15.64%	84.36%

Churchlands District

Question: *Are you in favour of daylight saving being introduced in Western Australia by standard time in the State being advanced one hour from the last Sunday in October 2009 until the last Sunday in March 2010 and in similar fashion for each following year.*

Polling Places	Yes	No	Total Valid Votes	Informal Votes	Total	% Yes Votes to Total Valid Votes	% No Votes to Total Valid Votes
Churchlands Primary School	861	667	1,528	4	1,532	56.35%	43.65%
Churchlands Primary School (Drive-in)	39	55	94	0	94	41.49%	58.51%
City Beach Primary School	883	869	1,752	3	1,755	50.40%	49.60%
Floreat Park Pre-Primary Centre	472	397	869	1	870	54.32%	45.68%
Floreat Park Primary School	958	761	1,719	5	1,724	55.73%	44.27%
Holy Spirit School Hall	706	510	1,216	4	1,220	58.06%	41.94%
Lake Monger Primary School	746	687	1,433	10	1,443	52.06%	47.94%
Wembley Church of Christ Hall	410	382	792	7	799	51.77%	48.23%
Wembley Downs Primary School	959	932	1,891	0	1,891	50.71%	49.29%
Wembley Primary School	1,193	854	2,047	9	2,056	58.28%	41.72%
West Leederville Primary School	923	590	1,513	13	1,526	61.00%	39.00%
Woodlands Primary School	719	727	1,446	7	1,453	49.72%	50.28%
Special Institutions, Hospitals & Remotes	78	141	219	5	224	35.62%	64.38%
Total Polling Places Votes	8,947	7,572	16,519	68	16,587	54.16%	45.84%
Absent Votes	1,413	832	2,245	12	2,257	62.94%	37.06%
Early Votes (by Post)	289	422	711	2	713	40.65%	59.35%
Early Votes (In Person)	585	474	1,059	2	1,061	55.24%	44.76%
Provisional Votes	6	3	9	0	9	66.67%	33.33%
Total Count Centre Votes	2,293	1,731	4,024	16	4,040	56.98%	43.02%
Total Votes	11,240	9,303	20,543	84	20,627	54.71%	45.29%

Cockburn District

Question: *Are you in favour of daylight saving being introduced in Western Australia by standard time in the State being advanced one hour from the last Sunday in October 2009 until the last Sunday in March 2010 and in similar fashion for each following year.*

Polling Places	Yes	No	Total Valid Votes	Informal Votes	Total	% Yes Votes to Total Valid Votes	% No Votes to Total Valid Votes
Beeliar Primary School	698	618	1,316	5	1,321	53.04%	46.96%
Coogee Primary School	1,358	1,286	2,644	16	2,660	51.36%	48.64%
Jandakot Primary School	1,312	1,068	2,380	8	2,388	55.13%	44.87%
Mater Christi Catholic Primary School	270	338	608	3	611	44.41%	55.59%
Newton Primary School	1,144	1,285	2,429	28	2,457	47.10%	52.90%
Phoenix Primary School	575	600	1,175	16	1,191	48.94%	51.06%
South Coogee Primary School	707	582	1,289	8	1,297	54.85%	45.15%
Spearwood Primary School	895	1,069	1,964	20	1,984	45.57%	54.43%
Success Primary School	599	358	957	3	960	62.59%	37.41%
Wattleup Community Hall	99	218	317	1	318	31.23%	68.77%
Yangebup Primary School	1,136	1,105	2,241	16	2,257	50.69%	49.31%
Total Polling Places Votes	8,793	8,527	17,320	124	17,444	50.77%	49.23%
Absent Votes	1,539	1,103	2,642	13	2,655	58.25%	41.75%
Early Votes (by Post)	218	338	556	0	556	39.21%	60.79%
Early Votes (In Person)	582	572	1,154	2	1,156	50.43%	49.57%
Provisional Votes	15	19	34	1	35	44.12%	55.88%
Total Count Centre Votes	2,354	2,032	4,386	16	4,402	53.67%	46.33%
Total Votes	11,147	10,559	21,706	140	21,846	51.35%	48.65%

Collie-Preston District

Question: *Are you in favour of daylight saving being introduced in Western Australia by standard time in the State being advanced one hour from the last Sunday in October 2009 until the last Sunday in March 2010 and in similar fashion for each following year.*

Polling Places	Yes	No	Total Valid Votes	Informal Votes	Total	% Yes Votes to Total Valid Votes	% No Votes to Total Valid Votes
Allanson Primary School	101	219	320	3	323	31.56%	68.44%
Balingup Primary School	76	274	350	4	354	21.71%	78.29%
Boyanup Primary School	156	576	732	4	736	21.31%	78.69%
Brookhampton Hall	9	106	115	0	115	7.83%	92.17%
Capel Community Centre	309	953	1,262	3	1,265	24.48%	75.52%
Collie Senior High School	177	547	724	4	728	24.45%	75.55%
Dalyellup Primary School	722	929	1,651	4	1,655	43.73%	56.27%
Dardanup Hall	174	683	857	2	859	20.30%	79.70%
Donnybrook Hall	321	1,277	1,598	3	1,601	20.09%	79.91%
Eaton Community College	519	1,019	1,538	3	1,541	33.75%	66.25%
Eaton Community Hall	697	1,585	2,282	4	2,286	30.54%	69.46%
Elgin Hall	18	127	145	0	145	12.41%	87.59%
Fairview Primary School	55	201	256	0	256	21.48%	78.52%
Gelorup Community Centre	420	765	1,185	6	1,191	35.44%	64.56%
Kirup Primary School	21	159	180	0	180	11.67%	88.33%
Margaretta Wilson Centre	390	1,183	1,573	6	1,579	24.79%	75.21%
North Collie Hall	320	773	1,093	2	1,095	29.28%	70.72%
River Valley Primary School	80	261	341	1	342	23.46%	76.54%
St Aldan's Peoples Church	16	110	126	0	126	12.70%	87.30%
Wilson Park Primary School	54	248	302	0	302	17.88%	82.12%
Yabberup Hall	40	192	232	1	233	17.24%	82.76%
Special Institutions, Hospitals & Remotes	17	81	98	0	98	17.35%	82.65%

Collie-Preston District (cont.)

Polling Places	Yes	No	Total Valid Votes	Informal Votes	Total	% Yes Votes to Total Valid Votes	% No Votes to Total Valid Votes
Total Polling Places Votes	4,692	12,268	16,960	50	17,010	27.67%	72.33%
Absent Votes	1,013	1,745	2,758	5	2,763	36.73%	63.27%
Early Votes (by Post)	115	284	399	1	400	28.82%	71.18%
Early Votes (In Person)	510	1,188	1,698	2	1,700	30.04%	69.96%
Provisional Votes	2	7	9	0	9	22.22%	77.78%
Total Count Centre Votes	1,640	3,224	4,864	8	4,872	33.72%	66.28%
Total Votes	6,332	15,492	21,824	58	21,882	29.01%	70.99%

Cottesloe District

Question: *Are you in favour of daylight saving being introduced in Western Australia by standard time in the State being advanced one hour from the last Sunday in October 2009 until the last Sunday in March 2010 and in similar fashion for each following year.*

Polling Places	Yes	No	Total Valid Votes	Informal Votes	Total	% Yes Votes to Total Valid Votes	% No Votes to Total Valid Votes
Claremont Primary School	1,093	1,027	2,120	8	2,128	51.56%	48.44%
Cottesloe Civic Centre Lesser Hall	1,149	1,095	2,244	9	2,253	51.20%	48.80%
Cottesloe Primary School	592	494	1,086	5	1,091	54.51%	45.49%
Mosman Park Memorial Hall	1,130	1,173	2,303	17	2,320	49.07%	50.93%
Mount Claremont Primary School	1,287	1,125	2,412	4	2,416	53.36%	46.64%
North Cottesloe Primary School	981	802	1,783	7	1,790	55.02%	44.98%
North Fremantle Primary School	527	491	1,018	3	1,021	51.77%	48.23%
Saint Hilda's Anglican School for Girls - Chidley Campus (Drive-in)	67	78	145	0	145	46.21%	53.79%
Saint Hilda's Anglican School for Girls - Chidley Campus	341	304	645	0	645	52.87%	47.13%
Swanbourne Primary School	835	822	1,657	4	1,661	50.39%	49.61%
Special Institutions, Hospitals & Remotes	75	208	283	2	285	26.50%	73.50%
Total Polling Places Votes	8,077	7,619	15,696	59	15,755	51.46%	48.54%
Absent Votes	1,423	1,007	2,430	11	2,441	58.56%	41.44%
Early Votes (by Post)	263	412	675	1	676	38.96%	61.04%
Early Votes (In Person)	887	831	1,718	3	1,721	51.63%	48.37%
Provisional Votes	10	4	14	0	14	71.43%	28.57%
Total Count Centre Votes	2,583	2,254	4,837	15	4,852	53.40%	46.60%
Total Votes	10,660	9,873	20,533	74	20,607	51.92%	48.08%

Darling Range District

Question: *Are you in favour of daylight saving being introduced in Western Australia by standard time in the State being advanced one hour from the last Sunday in October 2009 until the last Sunday in March 2010 and in similar fashion for each following year.*

Polling Places	Yes	No	Total Valid Votes	Informal Votes	Total	% Yes Votes to Total Valid Votes	% No Votes to Total Valid Votes
Armadale Primary School	382	442	824	4	828	46.36%	53.64%
Bedfordale District Hall	168	217	385	0	385	43.64%	56.36%
Chidlow Recreation Pavillion	237	575	812	3	815	29.19%	70.81%
Clifton Hills Primary School	447	517	964	2	966	46.37%	53.63%
Forrestdale Primary School	290	355	645	2	647	44.96%	55.04%
Jarrahdale Primary School	157	283	440	0	440	35.68%	64.32%
Karragullen District Hall	69	190	259	1	260	26.64%	73.36%
Kelmscott Primary School	587	852	1,439	5	1,444	40.79%	59.21%
Mt Helena Recreation Centre	348	741	1,089	1	1,090	31.96%	68.04%
Mundijong Primary School	374	645	1,019	2	1,021	36.70%	63.30%
Oakford Community Hall	345	550	895	4	899	38.55%	61.45%
Pickering Brook Primary School	83	257	340	0	340	24.41%	75.59%
Roleystone Hall	1,318	1,625	2,943	7	2,950	44.78%	55.22%
Sawyers Valley Primary School	180	337	517	0	517	34.82%	65.18%
Serpentine Primary School	360	884	1,244	1	1,245	28.94%	71.06%
Serpentine-Jarrahdale Community Recreation Centre	1,285	1,772	3,057	16	3,073	42.03%	57.97%
Special Institutions, Hospitals & Remotes	15	13	28	3	31	53.57%	46.43%
Total Polling Places Votes	6,645	10,255	16,900	51	16,951	39.32%	60.68%
Absent Votes	1,601	1,792	3,393	9	3,402	47.19%	52.81%
Early Votes (by Post)	228	416	644	0	644	35.40%	64.60%
Early Votes (In Person)	460	606	1,066	7	1,073	43.15%	56.85%
Provisional Votes	8	14	22	0	22	36.36%	63.64%
Total Count Centre Votes	2,297	2,828	5,125	16	5,141	44.82%	55.18%
Total Votes	8,942	13,083	22,025	67	22,092	40.60%	59.40%

Dawesville District

Question: *Are you in favour of daylight saving being introduced in Western Australia by standard time in the State being advanced one hour from the last Sunday in October 2009 until the last Sunday in March 2010 and in similar fashion for each following year.*

Polling Places	Yes	No	Total Valid Votes	Informal Votes	Total	% Yes Votes to Total Valid Votes	% No Votes to Total Valid Votes
Coodanup Community College	347	388	735	2	737	47.21%	52.79%
Dudley Park Primary School	685	1,062	1,747	8	1,755	39.21%	60.79%
Falcon Football Pavilion	789	1,247	2,036	11	2,047	38.75%	61.25%
Falcon Primary School	390	501	891	3	894	43.77%	56.23%
Glencoe Primary School	1,232	1,595	2,827	6	2,833	43.58%	56.42%
Halls Head Primary School	987	1,194	2,181	14	2,195	45.25%	54.75%
Metro Church Hall	554	632	1,186	6	1,192	46.71%	53.29%
Ocean Road Primary School	266	347	613	7	620	43.39%	56.61%
South Halls Head Primary School	268	325	593	0	593	45.19%	54.81%
Southern Estuary Progress Association Hall	512	820	1,332	5	1,337	38.44%	61.56%
Special Institutions, Hospitals & Remotes	17	26	43	4	47	39.53%	60.47%
Total Polling Places Votes	6,047	8,137	14,184	66	14,250	42.63%	57.37%
Absent Votes	1,316	1,375	2,691	8	2,699	48.90%	51.10%
Early Votes (by Post)	188	422	610	1	611	30.82%	69.18%
Early Votes (In Person)	818	1,059	1,877	4	1,881	43.58%	56.42%
Provisional Votes	11	6	17	0	17	64.71%	35.29%
Total Count Centre Votes	2,333	2,862	5,195	13	5,208	44.91%	55.09%
Total Votes	8,380	10,999	19,379	79	19,458	43.24%	56.76%

Eyre District

Question: *Are you in favour of daylight saving being introduced in Western Australia by standard time in the State being advanced one hour from the last Sunday in October 2009 until the last Sunday in March 2010 and in similar fashion for each following year.*

Polling Places	Yes	No	Total Valid Votes	Informal Votes	Total	% Yes Votes to Total Valid Votes	% No Votes to Total Valid Votes
Boulder Primary School	485	810	1,295	10	1,305	37.45%	62.55%
Boulder West St Joseph's Catholic School	171	267	438	6	444	39.04%	60.96%
Cascade Primary School	2	42	44	0	44	4.55%	95.45%
Castletown Primary School	627	1,031	1,658	5	1,663	37.82%	62.18%
Condingup Primary School	29	124	153	0	153	18.95%	81.05%
Coolgardie Community Recreation Centre	103	212	315	0	315	32.70%	67.30%
Dalyup Progress Association Hall	15	97	112	0	112	13.39%	86.61%
Esperance Civic Centre	1,025	1,666	2,691	11	2,702	38.09%	61.91%
Gibson Football Club	87	179	266	0	266	32.71%	67.29%
Grass Patch Community Hall	4	66	70	0	70	5.71%	94.29%
Hopetoun Mary-Ann Haven Senior Citizens Centre	83	230	313	1	314	26.52%	73.48%
Jerdacuttup Primary School	0	35	35	0	35	0.00%	100.00%
Kambalda Primary School	111	124	235	0	235	47.23%	52.77%
Kambalda West District High School	275	259	534	4	538	51.50%	48.50%
Marvel Loch Community Hall	6	22	28	1	29	21.43%	78.57%
Moorine Rock Primary School	6	72	78	0	78	7.69%	92.31%
Munglinup Primary School	13	80	93	0	93	13.98%	86.02%
Norseman Town Hall	77	202	279	4	283	27.60%	72.40%
Nulsen Pre-Primary School	336	586	922	6	928	36.44%	63.56%
Ravensthorpe District High School	42	279	321	1	322	13.08%	86.92%

Eyre District (cont.)

Polling Places	Yes	No	Total Valid Votes	Informal Votes	Total	% Yes Votes to Total Valid Votes	% No Votes to Total Valid Votes
Salmon Gums Primary School	10	60	70	0	70	14.29%	85.71%
Southern Cross Community Centre	67	359	426	1	427	15.73%	84.27%
Special Institutions, Hospitals & Remotes	24	31	55	1	56	43.64%	56.36%
Total Polling Places Votes	3,598	6,833	10,431	51	10,482	34.49%	65.51%
Absent Votes	1,108	1,437	2,545	5	2,550	43.54%	56.46%
Early Votes (by Post)	122	342	464	0	464	26.29%	73.71%
Early Votes (In Person)	390	695	1,085	1	1,086	35.94%	64.06%
Provisional Votes	4	5	9	0	9	44.44%	55.56%
Total Count Centre Votes	1,624	2,479	4,103	6	4,109	39.58%	60.42%
Total Votes	5,222	9,312	14,534	57	14,591	35.93%	64.07%

Forrestfield District

Question: *Are you in favour of daylight saving being introduced in Western Australia by standard time in the State being advanced one hour from the last Sunday in October 2009 until the last Sunday in March 2010 and in similar fashion for each following year.*

Polling Places	Yes	No	Total Valid Votes	Informal Votes	Total	% Yes Votes to Total Valid Votes	% No Votes to Total Valid Votes
Cyril Road Hall	1,075	1,533	2,608	12	2,620	41.22%	58.78%
Darling Range Sports College	1,479	1,821	3,300	16	3,316	44.82%	55.18%
East Kenwick Primary School	755	1,242	1,997	10	2,007	37.81%	62.19%
Forrestfield Primary School	982	1,440	2,422	13	2,435	40.55%	59.45%
High Wycombe Sport and Recreation Centre	1,079	1,314	2,393	12	2,405	45.09%	54.91%
Maddington Primary School	188	386	574	1	575	32.75%	67.25%
Maida Vale Netball Hall	803	1,060	1,863	11	1,874	43.10%	56.90%
Orange Grove Primary School	29	66	95	1	96	30.53%	69.47%
Wattle Grove Primary School	631	750	1,381	6	1,387	45.69%	54.31%
Total Polling Places Votes	7,021	9,612	16,633	82	16,715	42.21%	57.79%
Absent Votes	1,285	1,252	2,537	3	2,540	50.65%	49.35%
Early Votes (by Post)	244	464	708	0	708	34.46%	65.54%
Early Votes (In Person)	430	621	1,051	1	1,052	40.91%	59.09%
Provisional Votes	7	2	9	0	9	77.78%	22.22%
Total Count Centre Votes	1,966	2,339	4,305	4	4,309	45.67%	54.33%
Total Votes	8,987	11,951	20,938	86	21,024	42.92%	57.08%

Fremantle District

Question: *Are you in favour of daylight saving being introduced in Western Australia by standard time in the State being advanced one hour from the last Sunday in October 2009 until the last Sunday in March 2010 and in similar fashion for each following year.*

Polling Places	Yes	No	Total Valid Votes	Informal Votes	Total	% Yes Votes to Total Valid Votes	% No Votes to Total Valid Votes
Anglican Church Hall	455	506	961	8	969	47.35%	52.65%
Beaconsfield Primary School	1,117	982	2,099	21	2,120	53.22%	46.78%
Bicton Primary School	489	467	956	0	956	51.15%	48.85%
Christ The King School	850	1,028	1,878	12	1,890	45.26%	54.74%
East Fremantle Primary School	1,252	1,048	2,300	15	2,315	54.43%	45.57%
Fremantle Primary School	902	798	1,700	10	1,710	53.06%	46.94%
Palmyra Primary School	449	355	804	3	807	55.85%	44.15%
Phoenix Primary School	375	454	829	14	843	45.24%	54.76%
Richmond Primary School	1,277	1,106	2,383	9	2,392	53.59%	46.41%
Rottne Island Picture Hall	51	37	88	0	88	57.95%	42.05%
St Patricks Primary School	424	390	814	5	819	52.09%	47.91%
White Gum Valley Primary School	747	714	1,461	16	1,477	51.13%	48.87%
Special Institutions, Hospitals & Remotes	34	55	89	1	90	38.20%	61.80%
Total Polling Places Votes	8,422	7,940	16,362	114	16,476	51.47%	48.53%
Absent Votes	753	502	1,255	5	1,260	60.00%	40.00%
Early Votes (by Post)	566	840	1,406	3	1,409	40.26%	59.74%
Early Votes (In Person)	861	735	1,596	3	1,599	53.95%	46.05%
Provisional Votes	6	5	11	0	11	54.55%	45.45%
Total Count Centre Votes	2,186	2,082	4,268	11	4,279	51.22%	48.78%
Total Votes	10,608	10,022	20,630	125	20,755	51.42%	48.58%

Geraldton District

Question: *Are you in favour of daylight saving being introduced in Western Australia by standard time in the State being advanced one hour from the last Sunday in October 2009 until the last Sunday in March 2010 and in similar fashion for each following year.*

Polling Places	Yes	No	Total Valid Votes	Informal Votes	Total	% Yes Votes to Total Valid Votes	% No Votes to Total Valid Votes
Allendale Primary School	348	1,597	1,945	9	1,954	21.79%	82.11%
Beachlands Primary School	126	497	623	3	626	25.35%	79.78%
Bluff Point Primary School	384	1,484	1,868	4	1,872	25.88%	79.44%
Cape Burney Caravan Park	52	234	286	0	286	22.22%	81.82%
Geraldton Primary School	292	1,004	1,296	4	1,300	29.08%	77.47%
Geraldton St John of God Hospital	139	512	651	1	652	27.15%	78.65%
John Batten Community Centre Hall	48	252	300	0	300	19.05%	84.00%
Moonyoonooka Polocrosse Club	31	249	280	0	280	12.45%	88.93%
Mt Tarcoola Primary School	521	1,660	2,181	7	2,188	31.39%	76.11%
Queen Elizabeth Centre	236	886	1,122	2	1,124	26.64%	78.97%
Rangeway Primary School	311	1,465	1,776	9	1,785	21.23%	82.49%
Spalding Family Centre	150	648	798	0	798	23.15%	81.20%
Waggrakine Primary School	237	1,348	1,585	1	1,586	17.58%	85.05%
Walkaway Primary School	30	291	321	2	323	10.31%	90.65%
Special Institutions, Hospitals & Remotes	21	69	90	1	91	30.43%	76.67%
Total Polling Places Votes	2,926	12,196	15,122	43	15,165	23.99%	80.65%
Absent Votes	491	1,252	1,743	8	1,751	39.22%	71.83%
Early Votes (by Post)	65	358	423	1	424	18.16%	84.63%
Early Votes (In Person)	251	1,000	1,251	1	1,252	25.10%	79.94%
Provisional Votes	1	8	9	0	9	12.50%	88.89%
Total Count Centre Votes	808	2,618	3,426	10	3,436	30.86%	76.42%
Total Votes	3,734	14,814	18,548	53	18,601	25.21%	79.87%

Girrawheen District

Question: *Are you in favour of daylight saving being introduced in Western Australia by standard time in the State being advanced one hour from the last Sunday in October 2009 until the last Sunday in March 2010 and in similar fashion for each following year.*

Polling Places	Yes	No	Total Valid Votes	Informal Votes	Total	% Yes Votes to Total Valid Votes	% No Votes to Total Valid Votes
Balga Primary School	704	1,010	1,714	12	1,726	41.07%	58.93%
Church of Christ Warwick	537	563	1,100	1	1,101	48.82%	51.18%
East Hamersley Primary School	432	447	879	2	881	49.15%	50.85%
Glendale Primary School	472	467	939	6	945	50.27%	49.73%
Hawker Park Primary School	528	388	916	5	921	57.64%	42.36%
Hudson Park Primary School	423	599	1,022	7	1,029	41.39%	58.61%
Marangaroo Family Centre	757	951	1,708	12	1,720	44.32%	55.68%
Marangaroo Primary School	963	1,132	2,095	14	2,109	45.97%	54.03%
North Balga Primary School	564	992	1,556	15	1,571	36.25%	63.75%
Rawlinson Primary School	817	871	1,688	13	1,701	48.40%	51.60%
Roseworth Primary School	606	885	1,491	15	1,506	40.64%	59.36%
Special Institutions, Hospitals & Remotes	26	65	91	0	91	28.57%	71.43%
Total Polling Places Votes	6,829	8,370	15,199	102	15,301	44.93%	55.07%
Absent Votes	1,351	1,218	2,569	26	2,595	52.59%	47.41%
Early Votes (by Post)	195	384	579	1	580	33.68%	66.32%
Early Votes (In Person)	358	339	697	0	697	51.36%	48.64%
Provisional Votes	10	16	26	0	26	38.46%	61.54%
Total Count Centre Votes	1,914	1,957	3,871	27	3,898	49.44%	50.56%
Total Votes	8,743	10,327	19,070	129	19,199	45.85%	54.15%

Gosnells District

Question: *Are you in favour of daylight saving being introduced in Western Australia by standard time in the State being advanced one hour from the last Sunday in October 2009 until the last Sunday in March 2010 and in similar fashion for each following year.*

Polling Places	Yes	No	Total Valid Votes	Informal Votes	Total	% Yes Votes to Total Valid Votes	% No Votes to Total Valid Votes
Gosnells Addie Mills Centre	312	613	925	10	935	33.73%	66.27%
Gosnells Addie Mills Centre (Drive In)	56	109	165	0	165	33.94%	66.06%
Gosnells Primary School	679	1,163	1,842	12	1,854	36.86%	63.14%
Huntingdale Primary School	769	973	1,742	8	1,750	44.14%	55.86%
Southern River College	714	942	1,656	11	1,667	43.12%	56.88%
Thornlie Community Centre	503	908	1,411	7	1,418	35.65%	64.35%
Thornlie Senior High School	1,518	1,756	3,274	20	3,294	46.37%	53.63%
Wirrabirra Primary School	1,075	1,458	2,533	24	2,557	42.44%	57.56%
Yale Primary School	742	1,025	1,767	7	1,774	41.99%	58.01%
Special Institutions, Hospitals & Remotes	75	203	278	2	280	26.98%	73.02%
Total Polling Places Votes	6,443	9,150	15,593	101	15,694	41.32%	58.68%
Absent Votes	973	977	1,950	4	1,954	49.90%	50.10%
Early Votes (by Post)	221	461	682	0	682	32.40%	67.60%
Early Votes (In Person)	459	421	880	0	880	52.16%	47.84%
Provisional Votes	9	8	17	2	19	52.94%	47.06%
Total Count Centre Votes	1,662	1,867	3,529	6	3,535	47.10%	52.90%
Total Votes	8,105	11,017	19,122	107	19,229	42.39%	57.61%

Hillarys District

Question: *Are you in favour of daylight saving being introduced in Western Australia by standard time in the State being advanced one hour from the last Sunday in October 2009 until the last Sunday in March 2010 and in similar fashion for each following year.*

Polling Places	Yes	No	Total Valid Votes	Informal Votes	Total	% Yes Votes to Total Valid Votes	% No Votes to Total Valid Votes
Duncraig Primary School	1,212	1,016	2,228	3	2,231	54.40%	45.60%
Flinders Park Community Centre	1,473	868	2,341	3	2,344	62.92%	37.08%
Glengarry Primary School	1,185	773	1,958	7	1,965	60.52%	39.48%
Hillarys Primary School	1,509	1,101	2,610	9	2,619	57.82%	42.18%
Padbury Primary School	963	833	1,796	10	1,806	53.62%	46.38%
Sacred Heart College	1,204	808	2,012	8	2,020	59.84%	40.16%
Sorrento Primary School	812	576	1,388	7	1,395	58.50%	41.50%
South Padbury Primary School	1,428	1,085	2,513	17	2,530	56.82%	43.18%
Total Polling Places Votes	9,786	7,060	16,846	64	16,910	58.09%	41.91%
Absent Votes	1,567	956	2,523	8	2,531	62.11%	37.89%
Early Votes (by Post)	286	289	575	1	576	49.74%	50.26%
Early Votes (In Person)	675	485	1,160	1	1,161	58.19%	41.81%
Provisional Votes	3	9	12	0	12	25.00%	75.00%
Total Count Centre Votes	2,531	1,739	4,270	10	4,280	59.27%	40.73%
Total Votes	12,317	8,799	21,116	74	21,190	58.33%	41.67%

Jandakot District

Question: *Are you in favour of daylight saving being introduced in Western Australia by standard time in the State being advanced one hour from the last Sunday in October 2009 until the last Sunday in March 2010 and in similar fashion for each following year.*

Polling Places	Yes	No	Total Valid Votes	Informal Votes	Total	% Yes Votes to Total Valid Votes	% No Votes to Total Valid Votes
Atwell Primary School	1,560	1,229	2,789	17	2,806	55.93%	44.07%
Banksia Park Primary School	1,023	743	1,766	2	1,768	57.93%	42.07%
Bibra Lake Primary School	1,268	1,170	2,438	6	2,444	52.01%	47.99%
Harmony Primary School	889	530	1,419	4	1,423	62.65%	37.35%
Lakeland Senior High School	842	740	1,582	6	1,588	53.22%	46.78%
Leeming Primary School	1,332	1,004	2,336	7	2,343	57.02%	42.98%
South Lake Primary School	781	813	1,594	18	1,612	49.00%	51.00%
West Leeming Primary School	1,286	955	2,241	7	2,248	57.39%	42.61%
Special Institutions, Hospitals & Remotes	105	200	305	2	307	34.43%	65.57%
Total Polling Places Votes	9,086	7,384	16,470	69	16,539	55.17%	44.83%
Absent Votes	2,093	1,612	3,705	17	3,722	56.49%	43.51%
Early Votes (by Post)	308	313	621	1	622	49.60%	50.40%
Early Votes (In Person)	575	449	1,024	4	1,028	56.15%	43.85%
Provisional Votes	12	4	16	0	16	75.00%	25.00%
Total Count Centre Votes	2,988	2,378	5,366	22	5,388	55.68%	44.32%
Total Votes	12,074	9,762	21,836	91	21,927	55.29%	44.71%

Joondalup District

Question: *Are you in favour of daylight saving being introduced in Western Australia by standard time in the State being advanced one hour from the last Sunday in October 2009 until the last Sunday in March 2010 and in similar fashion for each following year.*

Polling Places	Yes	No	Total Valid Votes	Informal Votes	Total	% Yes Votes to Total Valid Votes	% No Votes to Total Valid Votes
Beldon Primary School	923	739	1,662	5	1,667	55.54%	44.46%
Beldon Primary School (Drive-in)	171	114	285	3	288	60.00%	40.00%
Connolly Primary School	1,302	675	1,977	6	1,983	65.86%	34.14%
Craigie Heights Primary School	1,138	974	2,112	12	2,124	53.88%	46.12%
Eddystone Primary School	835	659	1,494	6	1,500	55.89%	44.11%
Edgewater Primary School	1,360	957	2,317	10	2,327	58.70%	41.30%
Joondalup Central Library	587	361	948	5	953	61.92%	38.08%
Joondalup Primary School	1,421	897	2,318	6	2,324	61.30%	38.70%
Poseidon Primary School	1,106	838	1,944	6	1,950	56.89%	43.11%
Special Institutions, Hospitals & Remotes	23	20	43	0	43	53.49%	46.51%
Total Polling Places Votes	8,866	6,234	15,100	59	15,159	58.72%	41.28%
Absent Votes	1,621	884	2,505	10	2,515	64.71%	35.29%
Early Votes (by Post)	252	305	557	0	557	45.24%	54.76%
Early Votes (In Person)	843	565	1,408	8	1,416	59.87%	40.13%
Provisional Votes	13	4	17	0	17	76.47%	23.53%
Total Count Centre Votes	2,729	1,758	4,487	18	4,505	60.82%	39.18%
Total Votes	11,595	7,992	19,587	77	19,664	59.20%	40.80%

Kalamunda District

Question: *Are you in favour of daylight saving being introduced in Western Australia by standard time in the State being advanced one hour from the last Sunday in October 2009 until the last Sunday in March 2010 and in similar fashion for each following year.*

Polling Places	Yes	No	Total Valid Votes	Informal Votes	Total	% Yes Votes to Total Valid Votes	% No Votes to Total Valid Votes
Bramfield Park Primary School	164	246	410	1	411	40.00%	60.00%
Carmel District Hall	116	201	317	4	321	36.59%	63.41%
Darlington Primary School	737	926	1,663	9	1,672	44.32%	55.68%
East Maddington Primary School	770	1,151	1,921	11	1,932	40.08%	59.92%
Falls Road Primary School	698	842	1,540	3	1,543	45.32%	54.68%
Gooseberry Hill Community Hall	597	765	1,362	3	1,365	43.83%	56.17%
Kalamunda Primary School	639	866	1,505	7	1,512	42.46%	57.54%
Kalamunda Senior High School	1,120	1,440	2,560	23	2,583	43.75%	56.25%
Lesmurdie Senior High School	609	689	1,298	4	1,302	46.92%	53.08%
Maida Vale Netball Hall	135	164	299	1	300	45.15%	54.85%
Walliston Primary School	725	1,028	1,753	8	1,761	41.36%	58.64%
Yule Brook College	321	497	818	4	822	39.24%	60.76%
Special Institutions, Hospitals & Remotes	11	39	50	0	50	22.00%	78.00%
Total Polling Places Votes	6,642	8,854	15,496	78	15,574	42.86%	57.14%
Absent Votes	1,558	1,670	3,228	15	3,243	48.27%	51.73%
Early Votes (by Post)	206	474	680	2	682	30.29%	69.71%
Early Votes (In Person)	437	555	992	2	994	44.05%	55.95%
Provisional Votes	11	18	29	0	29	37.93%	62.07%
Total Count Centre Votes	2,212	2,717	4,929	19	4,948	44.88%	55.12%
Total Votes	8,854	11,571	20,425	97	20,522	43.35%	56.65%

Kalgoorlie District

Question: *Are you in favour of daylight saving being introduced in Western Australia by standard time in the State being advanced one hour from the last Sunday in October 2009 until the last Sunday in March 2010 and in similar fashion for each following year.*

Polling Places	Yes	No	Total Valid Votes	Informal Votes	Total	% Yes Votes to Total Valid Votes	% No Votes to Total Valid Votes
East Kalgoorlie Primary School	30	66	96	0	96	31.25%	68.75%
Goldfields Arts Centre	343	429	772	0	772	44.43%	55.57%
Hannans Primary School	405	360	765	7	772	52.94%	47.06%
John Paul College	612	775	1,387	6	1,393	44.12%	55.88%
Kalgoorlie District Education Office	188	221	409	1	410	45.97%	54.03%
Kalgoorlie Regional Hospital	260	312	572	6	578	45.45%	54.55%
Laverton School	23	95	118	0	118	19.49%	80.51%
Leinster Community Hall	76	82	158	0	158	48.10%	51.90%
Leonora Recreation Centre	48	156	204	0	204	23.53%	76.47%
Menzies Shire Hall	5	47	52	0	52	9.62%	90.38%
North Kalgoorlie Primary School	854	932	1,786	7	1,793	47.82%	52.18%
O'Connor Primary School	404	487	891	3	894	45.34%	54.66%
Sandstone Primary School	2	30	32	0	32	6.25%	93.75%
Wiluna Remote Community School	11	41	52	0	52	21.15%	78.85%
Special Institutions, Hospitals & Remotes	141	147	288	8	296	48.96%	51.04%
Total Polling Places Votes	3,402	4,180	7,582	38	7,620	44.87%	55.13%
Absent Votes	552	632	1,184	4	1,188	46.62%	53.38%
Early Votes (by Post)	63	183	246	0	246	25.61%	74.39%
Early Votes (In Person)	371	564	935	1	936	39.68%	60.32%
Provisional Votes	3	9	12	0	12	25.00%	75.00%
Total Count Centre Votes	989	1,388	2,377	5	2,382	41.61%	58.39%
Total Votes	4,391	5,568	9,959	43	10,002	44.09%	55.91%

Kimberley District

Question: *Are you in favour of daylight saving being introduced in Western Australia by standard time in the State being advanced one hour from the last Sunday in October 2009 until the last Sunday in March 2010 and in similar fashion for each following year.*

Polling Places	Yes	No	Total Valid Votes	Informal Votes	Total	% Yes Votes to Total Valid Votes	% No Votes to Total Valid Votes
Argyle Mine Admin Building	24	37	61	0	61	39.34%	60.66%
Broome Primary School	310	772	1,082	2	1,084	28.65%	71.35%
Broome Senior High School	230	399	629	0	629	36.57%	63.43%
Cable Beach Primary School	283	572	855	6	861	33.10%	66.90%
Derby District High School	166	579	745	6	751	22.28%	77.72%
Fitzroy Crossing District High School	42	77	119	0	119	35.29%	64.71%
Halls Creek District High School	43	103	146	3	149	29.45%	70.55%
Kununurra Leisure Centre	578	594	1,172	5	1,177	49.32%	50.68%
Roebuck Bay Primary School	284	427	711	3	714	39.94%	60.06%
Warmun / Turkey Creek Aboriginal Community	10	46	56	0	56	17.86%	82.14%
Wyndham District High School	49	124	173	1	174	28.32%	71.68%
Special Institutions, Hospitals & Remotes	197	1,006	1,203	11	1,214	16.38%	83.62%
Total Polling Places Votes	2,216	4,736	6,952	37	6,989	31.88%	68.12%
Absent Votes	262	411	673	3	676	38.93%	61.07%
Early Votes (by Post)	50	124	174	1	175	28.74%	71.26%
Early Votes (In Person)	238	343	581	1	582	40.96%	59.04%
Provisional Votes	0	6	6	0	6	0.00%	100.00%
Total Count Centre Votes	550	884	1,434	5	1,439	38.35%	61.65%
Total Votes	2,766	5,620	8,386	42	8,428	32.98%	67.02%

Kingsley District

Question: *Are you in favour of daylight saving being introduced in Western Australia by standard time in the State being advanced one hour from the last Sunday in October 2009 until the last Sunday in March 2010 and in similar fashion for each following year.*

Polling Places	Yes	No	Total Valid Votes	Informal Votes	Total	% Yes Votes to Total Valid Votes	% No Votes to Total Valid Votes
Creaney Primary School	2,014	1,383	3,397	14	3,411	59.29%	40.71%
Goollelal Primary School	1,189	886	2,075	8	2,083	57.30%	42.70%
Greenwood Primary School	778	734	1,512	6	1,518	51.46%	48.54%
Greenwood Senior High School	1,941	1,717	3,658	11	3,669	53.06%	46.94%
Halidon Primary School	862	761	1,623	6	1,629	53.11%	46.89%
North Woodvale Primary School	1,982	1,213	3,195	9	3,204	62.03%	37.97%
Woodvale Senior High School	942	763	1,705	3	1,708	55.25%	44.75%
Special Institutions, Hospitals & Remotes	43	48	91	3	94	47.25%	52.75%
Total Polling Places Votes	9,751	7,505	17,256	60	17,316	56.51%	43.49%
Absent Votes	1,312	764	2,076	7	2,083	63.20%	36.80%
Early Votes (by Post)	276	312	588	0	588	46.94%	53.06%
Early Votes (In Person)	821	723	1,544	3	1,547	53.17%	46.83%
Provisional Votes	4	2	6	0	6	66.67%	33.33%
Total Count Centre Votes	2,413	1,801	4,214	10	4,224	57.26%	42.74%
Total Votes	12,164	9,306	21,470	70	21,540	56.66%	43.34%

Kwinana District

Question: *Are you in favour of daylight saving being introduced in Western Australia by standard time in the State being advanced one hour from the last Sunday in October 2009 until the last Sunday in March 2010 and in similar fashion for each following year.*

Polling Places	Yes	No	Total Valid Votes	Informal Votes	Total	% Yes Votes to Total Valid Votes	% No Votes to Total Valid Votes
Baldivis Primary School	328	336	664	1	665	49.40%	50.60%
Bertram Primary School	721	582	1,303	2	1,305	55.33%	44.67%
Calista Primary School	988	1,409	2,397	12	2,409	41.22%	58.78%
Cooloongup Primary School	793	836	1,629	15	1,644	48.68%	51.32%
Hillman Primary School	513	613	1,126	5	1,131	45.56%	54.44%
Kwinana South Fire Station	282	336	618	0	618	45.63%	54.37%
Leda Primary School	894	792	1,686	7	1,693	53.02%	46.98%
Medina Primary School	717	1,122	1,839	7	1,846	38.99%	61.01%
North Parmelia Primary School	786	1,061	1,847	13	1,860	42.56%	57.44%
Rockingham Baptist Church	806	697	1,503	8	1,511	53.63%	46.37%
Wandi Community Centre	256	288	544	1	545	47.06%	52.94%
Special Institutions, Hospitals & Remotes	23	29	52	2	54	44.23%	55.77%
Total Polling Places Votes	7,107	8,101	15,208	73	15,281	46.73%	53.27%
Absent Votes	1,616	1,410	3,026	9	3,035	53.40%	46.60%
Early Votes (by Post)	261	340	601	2	603	43.43%	56.57%
Early Votes (In Person)	698	743	1,441	4	1,445	48.44%	51.56%
Provisional Votes	10	11	21	0	21	47.62%	52.38%
Total Count Centre Votes	2,585	2,504	5,089	15	5,104	50.80%	49.20%
Total Votes	9,692	10,605	20,297	88	20,385	47.75%	52.25%

Mandurah District

Question: *Are you in favour of daylight saving being introduced in Western Australia by standard time in the State being advanced one hour from the last Sunday in October 2009 until the last Sunday in March 2010 and in similar fashion for each following year.*

Polling Places	Yes	No	Total Valid Votes	Informal Votes	Total	% Yes Votes to Total Valid Votes	% No Votes to Total Valid Votes
Assumption Catholic Primary School	1,063	1,199	2,262	7	2,269	46.99%	53.01%
Billy Dower Youth Centre	487	962	1,449	9	1,458	33.61%	66.39%
Coodanup Community College	527	930	1,457	4	1,461	36.17%	63.83%
Dudley Park Primary School	142	276	418	0	418	33.97%	66.03%
Foundation Christian College	851	1,443	2,294	15	2,309	37.10%	62.90%
Madora Bay Community Hall	318	346	664	1	665	47.89%	52.11%
Mandurah Primary School	600	1,055	1,655	10	1,665	36.25%	63.75%
Riverside Primary School	577	1,106	1,683	4	1,687	34.28%	65.72%
Royal Australian Air Force Association Estate	469	696	1,165	4	1,169	40.26%	59.74%
West Murray Community Hall	284	673	957	5	962	29.68%	70.32%
Special Institutions, Hospitals & Remotes	56	102	158	2	160	35.44%	64.56%
Total Polling Places Votes	5,374	8,788	14,162	61	14,223	37.95%	62.05%
Absent Votes	900	976	1,876	3	1,879	47.97%	52.03%
Early Votes (by Post)	167	413	580	0	580	28.79%	71.21%
Early Votes (In Person)	764	1,221	1,985	9	1,994	38.49%	61.51%
Provisional Votes	5	5	10	0	10	50.00%	50.00%
Total Count Centre Votes	1,836	2,615	4,451	12	4,463	41.25%	58.75%
Total Votes	7,210	11,403	18,613	73	18,686	38.74%	61.26%

Maylands District

Question: *Are you in favour of daylight saving being introduced in Western Australia by standard time in the State being advanced one hour from the last Sunday in October 2009 until the last Sunday in March 2010 and in similar fashion for each following year.*

Polling Places	Yes	No	Total Valid Votes	Informal Votes	Total	% Yes Votes to Total Valid Votes	% No Votes to Total Valid Votes
Alma Venville Recreation Centre	1,170	999	2,169	12	2,181	53.94%	46.06%
Bayswater Senior Citizens Centre	1,420	1,510	2,930	20	2,950	48.46%	51.54%
Beaufort Park Hall	432	466	898	1	899	48.11%	51.89%
Embleton Primary School	568	720	1,288	3	1,291	44.10%	55.90%
Hillcrest Primary School	829	903	1,732	15	1,747	47.86%	52.14%
Inglewood Masonic Hall	550	444	994	9	1,003	55.33%	44.67%
Inglewood Primary School	1,137	925	2,062	7	2,069	55.14%	44.86%
Maylands Peninsula Primary School	855	798	1,653	9	1,662	51.72%	48.28%
RSL Memorial Hall Bedford	617	739	1,356	7	1,363	45.50%	54.50%
Special Institutions, Hospitals & Remotes	37	86	123	1	124	30.08%	69.92%
Total Polling Places Votes	7,615	7,590	15,205	84	15,289	50.08%	49.92%
Absent Votes	1,604	1,151	2,755	13	2,768	58.22%	41.78%
Early Votes (by Post)	263	392	655	3	658	40.15%	59.85%
Early Votes (In Person)	434	289	723	1	724	60.03%	39.97%
Provisional Votes	10	4	14	1	15	71.43%	28.57%
Total Count Centre Votes	2,311	1,836	4,147	18	4,165	55.73%	44.27%
Total Votes	9,926	9,426	19,352	102	19,454	51.29%	48.71%

Midland District

Question: *Are you in favour of daylight saving being introduced in Western Australia by standard time in the State being advanced one hour from the last Sunday in October 2009 until the last Sunday in March 2010 and in similar fashion for each following year.*

Polling Places	Yes	No	Total Valid Votes	Informal Votes	Total	% Yes Votes to Total Valid Votes	% No Votes to Total Valid Votes
Bellevue Hall	207	569	776	4	780	26.68%	73.32%
Governor Stirling Senior High School	226	336	562	3	565	40.21%	59.79%
Greenmount Primary School	641	1,005	1,646	4	1,650	38.94%	61.06%
Guildford Town Hall	359	486	845	8	853	42.49%	57.51%
Hazelmere Community Hall	358	416	774	5	779	46.25%	53.75%
Helena Valley Meeting Room	255	299	554	2	556	46.03%	53.97%
Helena Valley Primary School	450	578	1,028	3	1,031	43.77%	56.23%
Koongamia Gumnuts Family Centre	159	380	539	0	539	29.50%	70.50%
Stratton Community Hall	920	1,402	2,322	10	2,332	39.62%	60.38%
Swan TAFE Midland Campus	749	1,469	2,218	10	2,228	33.77%	66.23%
Swan TAFE Midland Campus (Drive-In)	68	184	252	0	252	26.98%	73.02%
Swan View Senior High School	1,414	2,237	3,651	15	3,666	38.73%	61.27%
Special Institutions, Hospitals & Remotes	24	43	67	0	67	35.82%	64.18%
Total Polling Places Votes	5,830	9,404	15,234	64	15,298	38.27%	61.73%
Absent Votes	961	1,128	2,089	5	2,094	46.00%	54.00%
Early Votes (by Post)	190	483	673	0	673	28.23%	71.77%
Early Votes (In Person)	757	1,403	2,160	5	2,165	35.05%	64.95%
Provisional Votes	7	9	16	0	16	43.75%	56.25%
Total Count Centre Votes	1,915	3,023	4,938	10	4,948	38.78%	61.22%
Total Votes	7,745	12,427	20,172	74	20,246	38.39%	61.61%

Mindarie District

Question: *Are you in favour of daylight saving being introduced in Western Australia by standard time in the State being advanced one hour from the last Sunday in October 2009 until the last Sunday in March 2010 and in similar fashion for each following year.*

Polling Places	Yes	No	Total Valid Votes	Informal Votes	Total	% Yes Votes to Total Valid Votes	% No Votes to Total Valid Votes
Butler Primary School	1,208	682	1,890	2	1,892	63.92%	36.08%
Clarkson Community High School	1,016	901	1,917	8	1,925	53.00%	47.00%
East Butler Primary School	214	99	313	0	313	68.37%	31.63%
Merriwa Primary School	1,449	1,545	2,994	21	3,015	48.40%	51.60%
Mindarie Primary School	1,882	1,179	3,061	11	3,072	61.48%	38.52%
Quinns Beach Primary School	492	309	801	3	804	61.42%	38.58%
Quinns Rock Primary School	1,006	975	1,981	6	1,987	50.78%	49.22%
Somerly Primary School	719	387	1,106	1	1,107	65.01%	34.99%
Two Rocks Primary School	307	482	789	6	795	38.91%	61.09%
Yanchep District High School	507	714	1,221	5	1,226	41.52%	58.48%
Special Institutions, Hospitals & Remotes	38	70	108	1	109	35.19%	64.81%
Total Polling Places Votes	8,838	7,343	16,181	64	16,245	54.62%	45.38%
Absent Votes	1,381	1,002	2,383	4	2,387	57.95%	42.05%
Early Votes (by Post)	308	316	624	2	626	49.36%	50.64%
Early Votes (In Person)	668	556	1,224	3	1,227	54.58%	45.42%
Provisional Votes	10	10	20	0	20	50.00%	50.00%
Total Count Centre Votes	2,367	1,884	4,251	9	4,260	55.68%	44.32%
Total Votes	11,205	9,227	20,432	73	20,505	54.84%	45.16%

Moore District

Question: *Are you in favour of daylight saving being introduced in Western Australia by standard time in the State being advanced one hour from the last Sunday in October 2009 until the last Sunday in March 2010 and in similar fashion for each following year.*

Polling Places	Yes	No	Total Valid Votes	Informal Votes	Total	% Yes Votes to Total Valid Votes	% No Votes to Total Valid Votes
Ajana Hall	3	71	74	0	74	4.05%	95.95%
Badgingarra Community Centre	6	150	156	0	156	3.85%	96.15%
Bindoon Hall	184	647	831	2	833	22.14%	77.86%
Bolgart Hall	15	126	141	0	141	10.64%	89.36%
Buntine Primary School	3	67	70	0	70	4.29%	95.71%
Calingiri Primary School	15	124	139	1	140	10.79%	89.21%
Carnamah District High School	20	202	222	0	222	9.01%	90.99%
Cervantes Recreation Centre	54	244	298	0	298	18.12%	81.88%
Coorow Primary School	10	172	182	1	183	5.49%	94.51%
Dalwallinu District High School	24	371	395	3	398	6.08%	93.92%
Dandaragan Primary School	31	230	261	0	261	11.88%	88.12%
Dongara Hall	273	1,312	1,585	5	1,590	17.22%	82.78%
Eneabba Primary School	18	121	139	0	139	12.95%	87.05%
Gingin Recreation Centre	110	570	680	0	680	16.18%	83.82%
Green Head Community Centre	29	117	146	0	146	19.86%	80.14%
Guilderton Hall	74	189	263	2	265	28.14%	71.86%
Horrocks Community Recreation Centre	8	82	90	0	90	8.89%	91.11%
Jurien Bay District High School	158	585	743	2	745	21.27%	78.73%
Kalannie Primary School	5	76	81	0	81	6.17%	93.83%
Kalbarri Allen Centre	126	597	723	2	725	17.43%	82.57%
Lancelin St John Ambulance Hall	146	390	536	2	538	27.24%	72.76%
Ledge Point Community Hall	31	92	123	1	124	25.20%	74.80%

Moore District (cont.)

Polling Places	Yes	No	Total Valid Votes	Informal Votes	Total	% Yes Votes to Total Valid Votes	% No Votes to Total Valid Votes
Leeman Primary School	48	126	174	0	174	27.59%	72.41%
Lower Chittering Progress Association Hall	138	258	396	0	396	34.85%	65.15%
Miling Primary School	8	96	104	0	104	7.69%	92.31%
Mingenew Council Chambers	24	236	260	0	260	9.23%	90.77%
Mogumber Hall	8	83	91	0	91	8.79%	91.21%
Moora Performing Arts Centre	104	787	891	5	896	11.67%	88.33%
Morawa Shire Council Chambers	31	345	376	0	376	8.24%	91.76%
Muchea Community Hall	128	329	457	1	458	28.01%	71.99%
Mullewa District High School	34	190	224	0	224	15.18%	84.82%
Nabawa Community Hall	15	180	195	0	195	7.69%	92.31%
New Norcia Benedictine Monastery	13	63	76	0	76	17.11%	82.89%
Northampton RSL Hall	50	705	755	0	755	6.62%	93.38%
Perenjori Primary School	12	161	173	0	173	6.94%	93.06%
Seabird Community Hall	26	49	75	0	75	34.67%	65.33%
Three Springs Primary School	27	255	282	1	283	9.57%	90.43%
Toodyay Community Centre	335	1,333	1,668	4	1,672	20.08%	79.92%
Watheroo Primary School	10	136	146	0	146	6.85%	93.15%
Woodridge Community Centre	121	284	405	2	407	29.88%	70.12%
Yerecoin Primary School	3	94	97	1	98	3.09%	96.91%
Yuna Primary School	3	53	56	0	56	5.36%	94.64%
Total Polling Places Votes	2,481	12,298	14,779	35	14,814	16.79%	83.21%
Absent Votes	815	2,617	3,432	9	3,441	23.75%	76.25%
Early Votes (by Post)	121	689	810	1	811	14.94%	85.06%
Early Votes (In Person)	146	562	708	0	708	20.62%	79.38%
Provisional Votes	1	16	17	0	17	5.88%	94.12%
Total Count Centre Votes	1,083	3,884	4,967	10	4,977	21.80%	78.20%
Total Votes	3,564	16,182	19,746	45	19,791	18.05%	81.95%

Morley District

Question: *Are you in favour of daylight saving being introduced in Western Australia by standard time in the State being advanced one hour from the last Sunday in October 2009 until the last Sunday in March 2010 and in similar fashion for each following year.*

Polling Places	Yes	No	Total Valid Votes	Informal Votes	Total	% Yes Votes to Total Valid Votes	% No Votes to Total Valid Votes
Camboon Primary School	1,161	1,160	2,321	15	2,336	50.02%	49.98%
Dianella Heights Primary School	754	778	1,532	7	1,539	49.22%	50.78%
Hampton Park Primary School	744	955	1,699	9	1,708	43.79%	56.21%
John Septimus Roe Anglican Community School	531	572	1,103	2	1,105	48.14%	51.86%
Morley Kindergarten	455	550	1,005	5	1,010	45.27%	54.73%
Morley Primary School	946	1,106	2,052	11	2,063	46.10%	53.90%
Noranda Primary School	1,201	1,125	2,326	7	2,333	51.63%	48.37%
North Morley Primary School	1,401	1,190	2,591	8	2,599	54.07%	45.93%
West Morley Primary School	555	655	1,210	5	1,215	45.87%	54.13%
Total Polling Places Votes	7,748	8,091	15,839	69	15,908	48.92%	51.08%
Absent Votes	1,688	1,552	3,240	12	3,252	52.10%	47.90%
Early Votes (by Post)	318	420	738	3	741	43.09%	56.91%
Early Votes (In Person)	386	387	773	2	775	49.94%	50.06%
Provisional Votes	7	1	8	0	8	87.50%	12.50%
Total Count Centre Votes	2,399	2,360	4,759	17	4,776	50.41%	49.59%
Total Votes	10,147	10,451	20,598	86	20,684	49.26%	50.74%

Mount Lawley District

Question: *Are you in favour of daylight saving being introduced in Western Australia by standard time in the State being advanced one hour from the last Sunday in October 2009 until the last Sunday in March 2010 and in similar fashion for each following year.*

Polling Places	Yes	No	Total Valid Votes	Informal Votes	Total	% Yes Votes to Total Valid Votes	% No Votes to Total Valid Votes
Australian Islamic College -Dianella	454	567	1,021	6	1,027	44.47%	55.53%
Coolbinia Primary School	808	609	1,417	6	1,423	57.02%	42.98%
Dianella Community Centre	450	665	1,115	8	1,123	40.36%	59.64%
Mercy Hospital	239	186	425	1	426	56.24%	43.76%
Mount Lawley Kindergarten Centre	425	277	702	6	708	60.54%	39.46%
Yokine Community Playgroup	734	688	1,422	5	1,427	51.62%	48.38%
Mount Lawley Primary School	1,378	893	2,271	9	2,280	60.68%	39.32%
RSL Care Menora Gardens Village	147	256	403	3	406	36.48%	63.52%
Sir David Brand Centre, The Centre for Cerebral Palsy (Drive-in)	46	52	98	0	98	46.94%	53.06%
St Paul's Primary School	409	292	701	2	703	58.35%	41.65%
Sutherland Dianella Primary School	583	673	1,256	3	1,259	46.42%	53.58%
Yokine Primary School	705	684	1,389	7	1,396	50.76%	49.24%
Yokine Uniting Church Hall	711	839	1,550	10	1,560	45.87%	54.13%
Special Institutions, Hospitals & Remotes	90	188	278	10	288	32.37%	67.63%
Total Polling Places Votes	7,179	6,869	14,048	76	14,124	51.10%	48.90%
Absent Votes	2,086	1,421	3,507	18	3,525	59.48%	40.52%
Early Votes (by Post)	318	502	820	1	821	38.78%	61.22%
Early Votes (In Person)	483	364	847	1	848	57.02%	42.98%
Provisional Votes	5	7	12	0	12	41.67%	58.33%
Total Count Centre Votes	2,892	2,294	5,186	20	5,206	55.77%	44.23%
Total Votes	10,071	9,163	19,234	96	19,330	52.36%	47.64%

Murray-Wellington District

Question: *Are you in favour of daylight saving being introduced in Western Australia by standard time in the State being advanced one hour from the last Sunday in October 2009 until the last Sunday in March 2010 and in similar fashion for each following year.*

Polling Places	Yes	No	Total Valid Votes	Informal Votes	Total	% Yes Votes to Total Valid Votes	% No Votes to Total Valid Votes
Australind Community Hall	1,087	1,880	2,967	12	2,979	36.64%	63.36%
Binningup Community Hall	158	374	532	6	538	29.70%	70.30%
Brunswick Junction Primary School	152	621	773	1	774	19.66%	80.34%
Carcoola Primary School	100	323	423	0	423	23.64%	76.36%
Clifton Park Primary School	227	373	600	0	600	37.83%	62.17%
Coolup CWA Hall	47	265	312	1	313	15.06%	84.94%
Dwellingup Primary School	75	232	307	1	308	24.43%	75.57%
Lake Clifton Community Centre	55	157	212	0	212	25.94%	74.06%
North Dandalup Community Hall	64	271	335	1	336	19.10%	80.90%
North Yunderup CWA Centre	165	275	440	3	443	37.50%	62.50%
Parkfield Primary School	252	387	639	2	641	39.44%	60.56%
Pinjarra Senior High School	452	1,331	1,783	2	1,785	25.35%	74.65%
Preston Beach Community Centre	33	78	111	2	113	29.73%	70.27%
Riverlinks Community Centre	397	535	932	7	939	42.60%	57.40%
Settlers Hall	360	587	947	4	951	38.01%	61.99%
South Yunderup-Ravenswood Bush Fire Brigade Hall	476	653	1,129	3	1,132	42.16%	57.84%
St Anne's Primary School	453	1,673	2,126	10	2,136	21.31%	78.69%
Waroona Elderly Citizens Hall	297	1,155	1,452	8	1,460	20.45%	79.55%
Yarloop Community Hall	79	299	378	1	379	20.90%	79.10%
Special Institutions, Hospitals & Remotes	80	242	322	3	325	24.84%	75.16%

Murray-Wellington District (cont.)

Polling Places	Yes	No	Total Valid Votes	Informal Votes	Total	% Yes Votes to Total Valid Votes	% No Votes to Total Valid Votes
Total Polling Places Votes	5,009	11,711	16,720	67	16,787	29.96%	70.04%
Absent Votes	1,168	1,889	3,057	8	3,065	38.21%	61.79%
Early Votes (by Post)	150	344	494	0	494	30.36%	69.64%
Early Votes (In Person)	461	816	1,277	3	1,280	36.10%	63.90%
Provisional Votes	1	3	4	0	4	25.00%	75.00%
Total Count Centre Votes	1,780	3,052	4,832	11	4,843	36.84%	63.16%
Total Votes	6,789	14,763	21,552	78	21,630	31.50%	68.50%

Nedlands District

Question: *Are you in favour of daylight saving being introduced in Western Australia by standard time in the State being advanced one hour from the last Sunday in October 2009 until the last Sunday in March 2010 and in similar fashion for each following year.*

Polling Places	Yes	No	Total Valid Votes	Informal Votes	Total	% Yes Votes to Total Valid Votes	% No Votes to Total Valid Votes
Central TAFE Subiaco Campus	584	496	1,080	5	1,085	54.07%	45.93%
Claremont Primary School	318	213	531	0	531	59.89%	40.11%
Dalkeith Primary School	1,105	940	2,045	17	2,062	54.03%	45.97%
Hollywood Primary School	673	597	1,270	3	1,273	52.99%	47.01%
Jolimont Primary School	729	702	1,431	6	1,437	50.94%	49.06%
Nedlands Primary School	1,002	750	1,752	8	1,760	57.19%	42.81%
Shenton Park Child Centre	853	624	1,477	9	1,486	57.75%	42.25%
Sir Charles Gairdner Hospital	59	51	110	1	111	53.64%	46.36%
St Aloysius Catholic Church	420	355	775	1	776	54.19%	45.81%
St Andrew's Church Hall - Nedlands	343	291	634	4	638	54.10%	45.90%
St Andrew's Church Hall - Subiaco	389	338	727	1	728	53.51%	46.49%
Subiaco Community Centre	1,277	824	2,101	4	2,105	60.78%	39.22%
Tresillian Community Centre	435	369	804	3	807	54.10%	45.90%
University of Western Australia - Nedlands Campus	209	189	398	0	398	52.51%	47.49%
Special Institutions, Hospitals & Remotes	101	189	290	4	294	34.83%	65.17%
Total Polling Places Votes	8,497	6,928	15,425	66	15,491	55.09%	44.91%
Absent Votes	1,602	1,087	2,689	9	2,698	59.58%	40.42%
Early Votes (by Post)	277	396	673	2	675	41.16%	58.84%
Early Votes (In Person)	670	554	1,224	4	1,228	54.74%	45.26%
Provisional Votes	6	9	15	0	15	40.00%	60.00%
Total Count Centre Votes	2,555	2,046	4,601	15	4,616	55.53%	44.47%
Total Votes	11,052	8,974	20,026	81	20,107	55.19%	44.81%

Nollamara District

Question: *Are you in favour of daylight saving being introduced in Western Australia by standard time in the State being advanced one hour from the last Sunday in October 2009 until the last Sunday in March 2010 and in similar fashion for each following year.*

Polling Places	Yes	No	Total Valid Votes	Informal Votes	Total	% Yes Votes to Total Valid Votes	% No Votes to Total Valid Votes
Alexander Heights Community Hall	621	745	1,366	7	1,373	45.46%	54.54%
Alinjarra Primary School	1,170	1,032	2,202	17	2,219	53.13%	46.87%
Boyare Primary School	621	1,014	1,635	11	1,646	37.98%	62.02%
Dryandra Primary School	560	865	1,425	11	1,436	39.30%	60.70%
Koondoola Primary School	666	910	1,576	13	1,589	42.26%	57.74%
Mirrabooka Senior High School	976	1,090	2,066	10	2,076	47.24%	52.76%
Nollamara Primary School	846	1,091	1,937	16	1,953	43.68%	56.32%
St Andrew's Grammar School	756	623	1,379	3	1,382	54.82%	45.18%
Westminster Primary School	784	1,041	1,825	13	1,838	42.96%	57.04%
Special Institutions, Hospitals & Remotes	27	58	85	0	85	31.76%	68.24%
Total Polling Places Votes	7,027	8,469	15,496	101	15,597	45.35%	54.65%
Absent Votes	1,544	1,338	2,882	9	2,891	53.57%	46.43%
Early Votes (by Post)	251	425	676	1	677	37.13%	62.87%
Early Votes (In Person)	354	311	665	0	665	53.23%	46.77%
Provisional Votes	14	21	35	0	35	40.00%	60.00%
Total Count Centre Votes	2,163	2,095	4,258	10	4,268	50.80%	49.20%
Total Votes	9,190	10,564	19,754	111	19,865	46.52%	53.48%

North-West District

Question: *Are you in favour of daylight saving being introduced in Western Australia by standard time in the State being advanced one hour from the last Sunday in October 2009 until the last Sunday in March 2010 and in similar fashion for each following year.*

Polling Places	Yes	No	Total Valid Votes	Informal Votes	Total	% Yes Votes to Total Valid Votes	% No Votes to Total Valid Votes
Carnarvon Senior High School	203	853	1,056	0	1,056	19.22%	80.78%
Coral Bay Marquee	28	57	85	0	85	32.94%	67.06%
Cue Primary School	13	64	77	0	77	16.88%	83.12%
Dampier Primary School	218	438	656	2	658	33.23%	66.77%
East Carnarvon Primary School	130	821	951	5	956	13.67%	86.33%
Exmouth Shire Hall	174	697	871	0	871	19.98%	80.02%
Gascoyne Junction Shire Office	1	24	25	0	25	4.00%	96.00%
Karratha Senior High School	355	773	1,128	6	1,134	31.47%	68.53%
Meekatharra Shire Hall	22	141	163	0	163	13.50%	86.50%
Mount Magnet Court House	12	145	157	0	157	7.64%	92.36%
Onslow Shire Hall	27	199	226	0	226	11.95%	88.05%
Pilbara TAFE	341	649	990	3	993	34.44%	65.56%
Roebourne Community Centre	20	189	209	0	209	9.57%	90.43%
Shark Bay School	60	228	288	0	288	20.83%	79.17%
Tambrey Primary School	429	798	1,227	5	1,232	34.96%	65.04%
Useless Loop Primary School	11	33	44	0	44	25.00%	75.00%
Wickham Community Hall	129	436	565	1	566	22.83%	77.17%
Yalgoo Primary School	5	30	35	0	35	14.29%	85.71%
Special Institutions, Hospitals & Remotes	9	18	27	3	30	33.33%	66.67%
Total Polling Places Votes	2,187	6,593	8,780	25	8,805	24.91%	75.09%
Absent Votes	474	964	1,438	7	1,445	32.96%	67.04%

North-West District (cont.)

Polling Places	Yes	No	Total Valid Votes	Informal Votes	Total	% Yes Votes to Total Valid Votes	% No Votes to Total Valid Votes
Early Votes (by Post)	77	311	388	0	388	19.85%	80.15%
Early Votes (In Person)	202	535	737	0	737	27.41%	72.59%
Provisional Votes	0	5	5	0	5	0.00%	100.00%
Total Count Centre Votes	753	1,815	2,568	7	2,575	29.32%	70.68%
Total Votes	2,940	8,408	11,348	32	11,380	25.91%	74.09%

Ocean Reef District

Question: *Are you in favour of daylight saving being introduced in Western Australia by standard time in the State being advanced one hour from the last Sunday in October 2009 until the last Sunday in March 2010 and in similar fashion for each following year.*

Polling Places	Yes	No	Total Valid Votes	Informal Votes	Total	% Yes Votes to Total Valid Votes	% No Votes to Total Valid Votes
Beaumaris Primary School	1,687	826	2,513	6	2,519	67.13%	32.87%
Currambine Catholic Primary School	349	224	573	1	574	60.91%	39.09%
Currambine Primary School	1,003	586	1,589	7	1,596	63.12%	36.88%
Jack Kikeros Hall	321	228	549	1	550	58.47%	41.53%
Kinross Primary School	1,784	985	2,769	8	2,777	64.43%	35.57%
Mullaloo Heights Primary School	1,424	920	2,344	2	2,346	60.75%	39.25%
Ocean Reef Senior High School	1,611	994	2,605	12	2,617	61.84%	38.16%
Springfield Primary School	1,422	988	2,410	12	2,422	59.00%	41.00%
Total Polling Places Votes	9,601	5,751	15,352	49	15,401	62.54%	37.46%
Absent Votes	2,027	1,040	3,067	5	3,072	66.09%	33.91%
Early Votes (by Post)	328	261	589	0	589	55.69%	44.31%
Early Votes (In Person)	927	515	1,442	2	1,444	64.29%	35.71%
Provisional Votes	9	0	9	0	9	100.00%	0.00%
Total Count Centre Votes	3,291	1,816	5,107	7	5,114	64.44%	35.56%
Total Votes	12,892	7,567	20,459	56	20,515	63.01%	36.99%

Perth District

Question: *Are you in favour of daylight saving being introduced in Western Australia by standard time in the State being advanced one hour from the last Sunday in October 2009 until the last Sunday in March 2010 and in similar fashion for each following year.*

Polling Places	Yes	No	Total Valid Votes	Informal Votes	Total	% Yes Votes to Total Valid Votes	% No Votes to Total Valid Votes
Aranmore Catholic College	656	468	1,124	4	1,128	58.36%	41.64%
Central TAFE Leederville Campus	548	307	855	3	858	64.09%	35.91%
Central TAFE Mount Lawley Campus	273	210	483	3	486	56.52%	43.48%
City of Perth - Council House	329	194	523	2	525	62.91%	37.09%
Constitutional Centre	413	249	662	3	665	62.39%	37.61%
Department of Housing and Works	804	583	1,387	3	1,390	57.97%	42.03%
Highgate Primary School	1,298	901	2,199	9	2,208	59.03%	40.97%
Kyilla Primary School	462	323	785	3	788	58.85%	41.15%
Mt Hawthorn Baptist Church Hall	703	466	1,169	3	1,172	60.14%	39.86%
Mt Hawthorn Community Centre Lesser Hall	547	394	941	8	949	58.13%	41.87%
Mt Hawthorn Primary School	779	604	1,383	5	1,388	56.33%	43.67%
North Perth Primary School	1,192	843	2,035	19	2,054	58.57%	41.43%
Royal Perth Hospital	108	91	199	0	199	54.27%	45.73%
West Perth Greek Orthodox Church Hall	469	334	803	4	807	58.41%	41.59%
Special Institutions, Hospitals & Remotes	43	86	129	3	132	33.33%	66.67%

Perth District (cont.)

Polling Places	Yes	No	Total Valid Votes	Informal Votes	Total	% Yes Votes to Total Valid Votes	% No Votes to Total Valid Votes
Total Polling Places Votes	8,624	6,053	14,677	72	14,749	58.76%	41.24%
Absent Votes	1,918	943	2,861	18	2,879	67.04%	32.96%
Early Votes (by Post)	328	342	670	1	671	48.96%	51.04%
Early Votes (In Person)	650	354	1,004	1	1,005	64.74%	35.26%
Provisional Votes	8	6	14	0	14	57.14%	42.86%
Total Count Centre Votes	2,904	1,645	4,549	20	4,569	63.84%	36.16%
Total Votes	11,528	7,698	19,226	92	19,318	59.96%	40.04%

Pilbara District

Question: *Are you in favour of daylight saving being introduced in Western Australia by standard time in the State being advanced one hour from the last Sunday in October 2009 until the last Sunday in March 2010 and in similar fashion for each following year.*

Polling Places	Yes	No	Total Valid Votes	Informal Votes	Total	% Yes Votes to Total Valid Votes	% No Votes to Total Valid Votes
Baler Primary School	247	740	987	3	990	25.03%	74.97%
Marble Bar Civic Centre	8	78	86	1	87	9.30%	90.70%
Newman Primary School	195	330	525	5	530	37.14%	62.86%
Newman Senior High School	173	421	594	1	595	29.12%	70.88%
Nullagine Telecentre	6	47	53	0	53	11.32%	88.68%
Pannawonica Primary School	87	147	234	1	235	37.18%	62.82%
Paraburdoo Primary School	111	280	391	1	392	28.39%	71.61%
Port Hedland Civic Centre	209	535	744	5	749	28.09%	71.91%
Port Hedland Primary School	84	249	333	2	335	25.23%	74.77%
South Hedland TAFE	177	394	571	1	572	31.00%	69.00%
Tom Price Recreation Centre	278	541	819	1	820	33.94%	66.06%
Special Institutions, Hospitals & Remotes	98	238	336	4	340	29.17%	70.83%
Total Polling Places Votes	1,673	4,000	5,673	25	5,698	29.49%	70.51%
Absent Votes	403	676	1,079	5	1,084	37.35%	62.65%
Early Votes (by Post)	32	117	149	0	149	21.48%	78.52%
Early Votes (In Person)	118	197	315	0	315	37.46%	62.54%
Provisional Votes	2	4	6	0	6	33.33%	66.67%
Total Count Centre Votes	555	994	1,549	5	1,554	35.83%	64.17%
Total Votes	2,228	4,994	7,222	30	7,252	30.85%	69.15%

Riverton District

Question: *Are you in favour of daylight saving being introduced in Western Australia by standard time in the State being advanced one hour from the last Sunday in October 2009 until the last Sunday in March 2010 and in similar fashion for each following year.*

Polling Places	Yes	No	Total Valid Votes	Informal Votes	Total	% Yes Votes to Total Valid Votes	% No Votes to Total Valid Votes
Herald Avenue Senior Citizens Centre	664	818	1,482	4	1,486	44.80%	55.20%
Lynwood Senior High School	1,399	1,464	2,863	22	2,885	48.86%	51.14%
Riverton Primary School	932	1,058	1,990	3	1,993	46.83%	53.17%
Rostrata Primary School	1,563	1,466	3,029	14	3,043	51.60%	48.40%
Shelley Primary School	897	776	1,673	6	1,679	53.62%	46.38%
Willetton Primary School	1,324	1,190	2,514	11	2,525	52.67%	47.33%
Willetton Senior High School	1,363	1,255	2,618	11	2,629	52.06%	47.94%
Special Institutions, Hospitals & Remotes	17	27	44	1	45	38.64%	61.36%
Total Polling Places Votes	8,159	8,054	16,213	72	16,285	50.32%	49.68%
Absent Votes	1,249	963	2,212	9	2,221	56.46%	43.54%
Early Votes (by Post)	406	391	797	4	801	50.94%	49.06%
Early Votes (In Person)	381	371	752	1	753	50.66%	49.34%
Provisional Votes	6	6	12	0	12	50.00%	50.00%
Total Count Centre Votes	2,042	1,731	3,773	14	3,787	54.12%	45.88%
Total Votes	10,201	9,785	19,986	86	20,072	51.04%	48.96%

Rockingham District

Question: *Are you in favour of daylight saving being introduced in Western Australia by standard time in the State being advanced one hour from the last Sunday in October 2009 until the last Sunday in March 2010 and in similar fashion for each following year.*

Polling Places	Yes	No	Total Valid Votes	Informal Votes	Total	% Yes Votes to Total Valid Votes	% No Votes to Total Valid Votes
Bungaree Primary School	521	546	1,067	3	1,070	48.83%	51.17%
Charthouse Primary School	1,243	1,024	2,267	8	2,275	54.83%	45.17%
Cooloongup Primary School	554	658	1,212	7	1,219	45.71%	54.29%
Rockingham Autumn Centre (Drive-in)	319	430	749	1	750	42.59%	57.41%
Rockingham Beach Primary School	1,016	1,007	2,023	9	2,032	50.22%	49.78%
Rockingham Senior High School	1,075	1,095	2,170	11	2,181	49.54%	50.46%
Safety Bay Primary School	1,278	1,502	2,780	17	2,797	45.97%	54.03%
Safety Bay Senior High School	1,030	1,113	2,143	10	2,153	48.06%	51.94%
Special Institutions, Hospitals & Remotes	54	65	119	0	119	45.38%	54.62%
Total Polling Places Votes	7,090	7,440	14,530	66	14,596	48.80%	51.20%
Absent Votes	932	834	1,766	8	1,774	52.77%	47.23%
Early Votes (by Post)	281	462	743	2	745	37.82%	62.18%
Early Votes (In Person)	1,202	1,377	2,579	3	2,582	46.61%	53.39%
Provisional Votes	3	6	9	0	9	33.33%	66.67%
Total Count Centre Votes	2,418	2,679	5,097	13	5,110	47.44%	52.56%
Total Votes	9,508	10,119	19,627	79	19,706	48.44%	51.56%

Scarborough District

Question: *Are you in favour of daylight saving being introduced in Western Australia by standard time in the State being advanced one hour from the last Sunday in October 2009 until the last Sunday in March 2010 and in similar fashion for each following year.*

Polling Places	Yes	No	Total Valid Votes	Informal Votes	Total	% Yes Votes to Total Valid Votes	% No Votes to Total Valid Votes
Deanmore Kindergarten	823	709	1,532	10	1,542	53.72%	46.28%
Doubleview Primary School	2,135	1,550	3,685	19	3,704	57.94%	42.06%
Karrinyup Sports Centre	1,158	817	1,975	8	1,983	58.63%	41.37%
Scarborough Primary School	988	814	1,802	7	1,809	54.83%	45.17%
Trigg Surf Life Saving Club	161	127	288	3	291	55.90%	44.10%
Wembley Downs Primary School	480	393	873	3	876	54.98%	45.02%
Woodlands Primary School	682	706	1,388	7	1,395	49.14%	50.86%
Yuluma Primary School	1,500	1,336	2,836	9	2,845	52.89%	47.11%
Special Institutions, Hospitals & Remotes	124	303	427	3	430	29.04%	70.96%
Total Polling Places Votes	8,051	6,755	14,806	69	14,875	54.38%	45.62%
Absent Votes	1,731	1,002	2,733	7	2,740	63.34%	36.66%
Early Votes (by Post)	330	377	707	3	710	46.68%	53.32%
Early Votes (In Person)	711	571	1,282	3	1,285	55.46%	44.54%
Provisional Votes	4	0	4	0	4	100.00%	0.00%
Total Count Centre Votes	2,776	1,950	4,726	13	4,739	58.74%	41.26%
Total Votes	10,827	8,705	19,532	82	19,614	55.43%	44.57%

South Perth District

Question: *Are you in favour of daylight saving being introduced in Western Australia by standard time in the State being advanced one hour from the last Sunday in October 2009 until the last Sunday in March 2010 and in similar fashion for each following year.*

Polling Places	Yes	No	Total Valid Votes	Informal Votes	Total	% Yes Votes to Total Valid Votes	% No Votes to Total Valid Votes
Collier Primary School	698	654	1,352	5	1,357	51.63%	48.37%
Como Primary School	1,527	1,237	2,764	14	2,778	55.25%	44.75%
Curtin Primary School	656	743	1,399	5	1,404	46.89%	53.11%
Ernest Johnson Oval Pavillion	576	477	1,053	3	1,056	54.70%	45.30%
Kensington Primary School	639	429	1,068	7	1,075	59.83%	40.17%
Legacy House South Perth	476	394	870	4	874	54.71%	45.29%
South Perth Primary School	1,653	1,248	2,901	8	2,909	56.98%	43.02%
St Augustine's Church of England Hall	438	481	919	3	922	47.66%	52.34%
St Pius X Parish Hall	1,703	1,437	3,140	13	3,153	54.24%	45.76%
Special Institutions, Hospitals & Remotes	37	140	177	9	186	20.90%	79.10%
Total Polling Places Votes	8,403	7,240	15,643	71	15,714	53.72%	46.28%
Absent Votes	1,481	908	2,389	6	2,395	61.99%	38.01%
Early Votes (by Post)	316	431	747	3	750	42.30%	57.70%
Early Votes (In Person)	627	450	1,077	2	1,079	58.22%	41.78%
Provisional Votes	2	0	2	0	2	100.00%	0.00%
Total Count Centre Votes	2,426	1,789	4,215	11	4,226	57.56%	42.44%
Total Votes	10,829	9,029	19,858	82	19,940	54.53%	45.47%

Southern River District

Question: *Are you in favour of daylight saving being introduced in Western Australia by standard time in the State being advanced one hour from the last Sunday in October 2009 until the last Sunday in March 2010 and in similar fashion for each following year.*

	Yes	No	Total Valid Votes	Informal Votes	Total	% Yes Votes to Total Valid Votes	% No Votes to Total Valid Votes
Bletchley Park Primary School	592	513	1,105	5	1,110	53.57%	46.43%
Caladenia Primary School	652	551	1,203	1	1,204	54.20%	45.80%
Campbell Primary School	2,328	1,696	4,024	9	4,033	57.85%	42.15%
Canning Vale College	297	223	520	1	521	57.12%	42.88%
Canning Vale Primary School	1,705	1,414	3,119	16	3,135	54.66%	45.34%
Forest Crescent Primary School	1,498	1,346	2,844	11	2,855	52.67%	47.33%
Huntingdale Primary School	794	876	1,670	7	1,677	47.54%	52.46%
Ranford Primary School	1,141	1,033	2,174	9	2,183	52.48%	47.52%
Southern River College	306	384	690	4	694	44.35%	55.65%
Thornlie Senior High School	336	328	664	4	668	50.60%	49.40%
Special Institutions, Hospitals & Remotes	4	27	31	0	31	12.90%	87.10%
Total Polling Places Votes	9,653	8,391	18,044	67	18,111	53.50%	46.50%
Absent Votes	1,433	980	2,413	8	2,421	59.39%	40.61%
Early Votes (by Post)	357	356	713	0	713	50.07%	49.93%
Early Votes (In Person)	712	545	1,257	1	1,258	56.64%	43.36%
Provisional Votes	8	3	11	0	11	72.73%	27.27%
Total Count Centre Votes	2,510	1,884	4,394	9	4,403	57.12%	42.88%
Total Votes	12,163	10,275	22,438	76	22,514	54.21%	45.79%

Swan Hills District

Question: *Are you in favour of daylight saving being introduced in Western Australia by standard time in the State being advanced one hour from the last Sunday in October 2009 until the last Sunday in March 2010 and in similar fashion for each following year.*

Polling Places	Yes	No	Total Valid Votes	Informal Votes	Total	% Yes Votes to Total Valid Votes	% No Votes to Total Valid Votes
Arbor Grove Primary School	1,150	928	2,078	5	2,083	55.34%	44.66%
Gidgegannup Shire Hall	326	748	1,074	7	1,081	30.35%	69.65%
Glen Forrest Primary School	582	804	1,386	6	1,392	41.99%	58.01%
Herne Hill Primary School	385	809	1,194	6	1,200	32.24%	67.76%
Mahogany Creek Hall	233	365	598	1	599	38.96%	61.04%
Mundaring Hall	701	1,161	1,862	8	1,870	37.65%	62.35%
Parkerville Public Hall	464	697	1,161	6	1,167	39.97%	60.03%
Pickett Park Hall	601	1,173	1,774	13	1,787	33.88%	66.12%
Salvation Army Recreation and Family Centre	1,691	1,702	3,393	14	3,407	49.84%	50.16%
Stoneville Hall	318	590	908	3	911	35.02%	64.98%
Swan Valley Anglican Community School	213	205	418	5	423	50.96%	49.04%
Upper Swan Primary School	576	817	1,393	6	1,399	41.35%	58.65%
Wooroloo Primary School	85	228	313	0	313	27.16%	72.84%
Total Polling Places Votes	7,325	10,227	17,552	80	17,632	41.73%	58.27%
Absent Votes	1,418	1,380	2,798	7	2,805	50.68%	49.32%
Early Votes (by Post)	287	444	731	1	732	39.26%	60.74%
Early Votes (In Person)	580	779	1,359	1	1,360	42.68%	57.32%
Provisional Votes	5	10	15	0	15	33.33%	66.67%
Total Count Centre Votes	2,290	2,613	4,903	9	4,912	46.71%	53.29%
Total Votes	9,615	12,840	22,455	89	22,544	42.82%	57.18%

Vasse District

Question: *Are you in favour of daylight saving being introduced in Western Australia by standard time in the State being advanced one hour from the last Sunday in October 2009 until the last Sunday in March 2010 and in similar fashion for each following year.*

Polling Places	Yes	No	Total Valid Votes	Informal Votes	Total	% Yes Votes to Total Valid Votes	% No Votes to Total Valid Votes
Acton Park Hall	30	170	200	0	200	15.00%	85.00%
Busselton Primary School	520	978	1,498	6	1,504	34.71%	65.29%
Busselton Senior High School	793	1,434	2,227	9	2,236	35.61%	64.39%
Carbunup Hall	80	213	293	1	294	27.30%	72.70%
Churchill Park Hall	517	1,317	1,834	4	1,838	28.19%	71.81%
Cowaramup Primary School	190	569	759	2	761	25.03%	74.97%
Dunsborough Hall	396	509	905	1	906	43.76%	56.24%
Margaret River Senior High School	923	1,569	2,492	8	2,500	37.04%	62.96%
Naturaliste Community Centre	551	760	1,311	6	1,317	42.03%	57.97%
Rosa Brook Hall	33	153	186	1	187	17.74%	82.26%
Vasse Primary School	451	1,036	1,487	5	1,492	30.33%	69.67%
West Busselton Primary School	866	1,884	2,750	7	2,757	31.49%	68.51%
Witchcliffe Druids Hall	87	305	392	0	392	22.19%	77.81%
Yallingup Hall	169	334	503	1	504	33.60%	66.40%
Yoongarillup Hall	25	217	242	0	242	10.33%	89.67%
Special Institutions, Hospitals & Remotes	27	40	67	1	68	40.30%	59.70%
Total Polling Places Votes	5,658	11,488	17,146	52	17,198	33.00%	67.00%
Absent Votes	1,102	1,484	2,586	4	2,590	42.61%	57.39%
Early Votes (by Post)	162	368	530	0	530	30.57%	69.43%
Early Votes (In Person)	402	914	1,316	1	1,317	30.55%	69.45%
Provisional Votes	0	1	1	0	1	0.00%	100.00%
Total Count Centre Votes	1,666	2,767	4,433	5	4,438	37.58%	62.42%
Total Votes	7,324	14,255	21,579	57	21,636	33.94%	66.06%

Victoria Park District

Question: *Are you in favour of daylight saving being introduced in Western Australia by standard time in the State being advanced one hour from the last Sunday in October 2009 until the last Sunday in March 2010 and in similar fashion for each following year.*

Polling Places	Yes	No	Total Valid Votes	Informal Votes	Total	% Yes Votes to Total Valid Votes	% No Votes to Total Valid Votes
Bentley Baptist Church	538	629	1,167	4	1,171	46.10%	53.90%
Bentley Community Centre	195	281	476	5	481	40.97%	59.03%
Bentley Community Centre (Drive-in)	15	34	49	0	49	30.61%	69.39%
Carlisle Memorial Hall	469	712	1,181	7	1,188	39.71%	60.29%
East Victoria Park Primary School	1,010	884	1,894	6	1,900	53.33%	46.67%
Homestead Seniors Centre	862	801	1,663	5	1,668	51.83%	48.17%
Kensington Primary School	658	468	1,126	5	1,131	58.44%	41.56%
Kent Street Senior High School	102	75	177	0	177	57.63%	42.37%
Lathlain Primary School	921	1,025	1,946	8	1,954	47.33%	52.67%
Millen Primary School	651	663	1,314	6	1,320	49.54%	50.46%
Park Recreation Centre	1,446	1,038	2,484	8	2,492	58.21%	41.79%
South Bentley Community Care Centre	201	350	551	2	553	36.48%	63.52%
Swan Village Of Care	172	413	585	2	587	29.40%	70.60%
Special Institutions, Hospitals & Remotes	84	224	308	5	313	27.27%	72.73%
Total Polling Places Votes	7,324	7,597	14,921	63	14,984	49.09%	50.91%
Absent Votes	1,730	1,324	3,054	10	3,064	56.65%	43.35%
Early Votes (by Post)	295	483	778	2	780	37.92%	62.08%
Early Votes (In Person)	579	537	1,116	1	1,117	51.88%	48.12%
Provisional Votes	2	6	8	0	8	25.00%	75.00%
Total Count Centre Votes	2,606	2,350	4,956	13	4,969	52.58%	47.42%
Total Votes	9,930	9,947	19,877	76	19,953	49.96%	50.04%

Wagin District

Question: *Are you in favour of daylight saving being introduced in Western Australia by standard time in the State being advanced one hour from the last Sunday in October 2009 until the last Sunday in March 2010 and in similar fashion for each following year.*

Polling Places	Yes	No	Total Valid Votes	Informal Votes	Total	% Yes Votes to Total Valid Votes	% No Votes to Total Valid Votes
Arthur River Hall	10	96	106	0	106	9.43%	90.57%
Boddington District High School	112	494	606	0	606	18.48%	81.52%
Borden Primary School	7	108	115	0	115	6.09%	93.91%
Boxwood Hill Sports Club	4	51	55	0	55	7.27%	92.73%
Bremer Bay Community Hall/Telecentre	23	190	213	1	214	10.80%	89.20%
Brookton District High School	48	421	469	2	471	10.23%	89.77%
Broomehill Primary School	34	240	274	2	276	12.41%	87.59%
Corrigin Senior Citizens Centre	47	527	574	0	574	8.19%	91.81%
Cuballing Agricultural Hall	39	256	295	0	295	13.22%	86.78%
Dumbleyung Primary School	25	202	227	1	228	11.01%	88.99%
Duranillin Hall	4	128	132	0	132	3.03%	96.97%
Gnowangerup Memorial Hall	75	294	369	3	372	20.33%	79.67%
Harrismith Community Hall	4	103	107	0	107	3.74%	96.26%
Highbury Hall	8	112	120	0	120	6.67%	93.33%
Hyden Primary School	33	194	227	0	227	14.54%	85.46%
Jerramungup District High School	52	234	286	0	286	18.18%	81.82%
Karlgarin Hall	1	57	58	0	58	1.72%	98.28%
Katanning Leisure Centre	364	1,400	1,764	8	1,772	20.63%	79.37%
Kojonup RSL Hall	106	771	877	1	878	12.09%	87.91%
Kondinin Primary School	19	171	190	1	191	10.00%	90.00%
Kukerin Primary School	9	95	104	0	104	8.65%	91.35%
Kulin Resource Centre	33	289	322	1	323	10.25%	89.75%
Lake Grace Telecentre	65	381	446	1	447	14.57%	85.43%

Wagin District (cont.)

Polling Places	Yes	No	Total Valid Votes	Informal Votes	Total	% Yes Votes to Total Valid Votes	% No Votes to Total Valid Votes
Lake King Primary School	8	76	84	0	84	9.52%	90.48%
Muradup Hall	12	111	123	0	123	9.76%	90.24%
Narrogin Senior Citizens Centre	454	1,811	2,265	11	2,276	20.04%	79.96%
Newdegate Telecentre	11	160	171	0	171	6.43%	93.57%
Nyabing Town Hall	14	175	189	1	190	7.41%	92.59%
Ongerup Primary School	11	142	153	0	153	7.19%	92.81%
Pingaring Community Centre	4	51	55	0	55	7.27%	92.73%
Pingelly Town Hall	64	556	620	4	624	10.32%	89.68%
Pingrup Memorial Hall	15	83	98	0	98	15.31%	84.69%
Popanyinning Agricultural Hall	16	108	124	0	124	12.90%	87.10%
Quindanning Community Hall	5	77	82	0	82	6.10%	93.90%
Tambellup Shire Lesser Hall	19	261	280	0	280	6.79%	93.21%
Varley Store	1	42	43	0	43	2.33%	97.67%
Wandering Primary School	16	185	201	0	201	7.96%	92.04%
Wesley Uniting Hall	142	765	907	2	909	15.66%	84.34%
West Arthur Telecentre	11	245	256	0	256	4.30%	95.70%
Wickepin Primary School	17	231	248	1	249	6.85%	93.15%
Williams RSL Hall	45	447	492	0	492	9.15%	90.85%
Woodanilling Shire Hall	16	120	136	0	136	11.76%	88.24%
Yealering Hall	8	110	118	0	118	6.78%	93.22%
Special Institutions, Hospitals & Remotes	29	125	154	1	155	18.83%	81.17%
Total Polling Places Votes	2,040	12,695	14,735	41	14,776	13.84%	86.16%
Absent Votes	511	2,162	2,673	5	2,678	19.12%	80.88%
Early Votes (by Post)	76	472	548	1	549	13.87%	86.13%
Early Votes (In Person)	40	226	266	2	268	15.04%	84.96%
Provisional Votes	2	8	10	0	10	20.00%	80.00%
Total Count Centre Votes	629	2,868	3,497	8	3,505	17.99%	82.01%
Total Votes	2,669	15,563	18,232	49	18,281	14.64%	85.36%

Wanneroo District

Question: *Are you in favour of daylight saving being introduced in Western Australia by standard time in the State being advanced one hour from the last Sunday in October 2009 until the last Sunday in March 2010 and in similar fashion for each following year.*

Polling Places	Yes	No	Total Valid Votes	Informal Votes	Total	% Yes Votes to Total Valid Votes	% No Votes to Total Valid Votes
Ashdale Primary School	1,327	1,072	2,399	4	2,403	55.31%	44.69%
Carramar Primary School	1,266	732	1,998	2	2,000	63.36%	36.64%
Crossways Uniting Church	637	502	1,139	1	1,140	55.93%	44.07%
Hocking Primary School	1,374	1,008	2,382	12	2,394	57.68%	42.32%
Lake Joondalup Pavilion	749	802	1,551	7	1,558	48.29%	51.71%
Madeley Primary School	778	612	1,390	4	1,394	55.97%	44.03%
Neerabup Primary School	513	483	996	3	999	51.51%	48.49%
St Anthony's School	919	1,066	1,985	3	1,988	46.30%	53.70%
Tapping Primary School	1,568	951	2,519	7	2,526	62.25%	37.75%
Wanneroo Senior High School	1,444	1,506	2,950	18	2,968	48.95%	51.05%
Special Institutions, Hospitals & Remotes	16	29	45	0	45	35.56%	64.44%
Total Polling Places Votes	10,591	8,763	19,354	61	19,415	54.72%	45.28%
Absent Votes	1,919	1,288	3,207	17	3,224	59.84%	40.16%
Early Votes (by Post)	305	416	721	0	721	42.30%	57.70%
Early Votes (In Person)	807	619	1,426	1	1,427	56.59%	43.41%
Provisional Votes	12	8	20	0	20	60.00%	40.00%
Total Count Centre Votes	3,043	2,331	5,374	18	5,392	56.62%	43.38%
Total Votes	13,634	11,094	24,728	79	24,807	55.14%	44.86%

Warnbro District

Question: *Are you in favour of daylight saving being introduced in Western Australia by standard time in the State being advanced one hour from the last Sunday in October 2009 until the last Sunday in March 2010 and in similar fashion for each following year.*

Polling Places	Yes	No	Total Valid Votes	Informal Votes	Total	% Yes Votes to Total Valid Votes	% No Votes to Total Valid Votes
Coastal Community Centre	437	509	946	1	947	46.19%	53.81%
Koorana Primary School	932	853	1,785	5	1,790	52.21%	47.79%
Port Kennedy Primary School	1,538	1,220	2,758	10	2,768	55.77%	44.23%
Rockingham Lakes Primary School	697	549	1,246	10	1,256	55.94%	44.06%
Secret Harbour Primary School	1,817	1,022	2,839	12	2,851	64.00%	36.00%
Singleton Primary School	506	543	1,049	1	1,050	48.24%	51.76%
Tranby College	1,376	1,032	2,408	6	2,414	57.14%	42.86%
Warnbro Community High School	1,199	963	2,162	7	2,169	55.46%	44.54%
Warnbro Primary School	510	477	987	7	994	51.67%	48.33%
Special Institutions, Hospitals & Remotes	20	22	42	1	43	47.62%	52.38%
Total Polling Places Votes	9,032	7,190	16,222	60	16,282	55.68%	44.32%
Absent Votes	1,667	1,313	2,980	8	2,988	55.94%	44.06%
Early Votes (by Post)	265	264	529	0	529	50.09%	49.91%
Early Votes (In Person)	1,001	754	1,755	1	1,756	57.04%	42.96%
Provisional Votes	7	6	13	0	13	53.85%	46.15%
Total Count Centre Votes	2,940	2,337	5,277	9	5,286	55.71%	44.29%
Total Votes	11,972	9,527	21,499	69	21,568	55.69%	44.31%

West Swan District

Question: *Are you in favour of daylight saving being introduced in Western Australia by standard time in the State being advanced one hour from the last Sunday in October 2009 until the last Sunday in March 2010 and in similar fashion for each following year.*

Polling Places	Yes	No	Total Valid Votes	Informal Votes	Total	% Yes Votes to Total Valid Votes	% No Votes to Total Valid Votes
Ballajura Community College	1,357	1,142	2,499	29	2,528	54.30%	45.70%
Ballajura Primary School	1,221	1,210	2,431	7	2,438	50.23%	49.77%
Caversham Primary School	343	547	890	2	892	38.54%	61.46%
Cracovia Club	400	488	888	3	891	45.05%	54.95%
East Beechboro Primary School	213	230	443	6	449	48.08%	51.92%
Illawarra Primary School	962	956	1,918	4	1,922	50.16%	49.84%
Landsdale Primary School	1,389	1,182	2,571	7	2,578	54.03%	45.97%
South Ballajura Primary School	1,113	1,162	2,275	15	2,290	48.92%	51.08%
West Swan Hall	431	595	1,026	3	1,029	42.01%	57.99%
Total Polling Places Votes	7,429	7,512	14,941	76	15,017	49.72%	50.28%
Absent Votes	1,770	1,597	3,367	11	3,378	52.57%	47.43%
Early Votes (by Post)	206	293	499	0	499	41.28%	58.72%
Early Votes (In Person)	345	391	736	2	738	46.88%	53.13%
Provisional Votes	6	3	9	0	9	66.67%	33.33%
Total Count Centre Votes	2,327	2,284	4,611	13	4,624	50.47%	49.53%
Total Votes	9,756	9,796	19,552	89	19,641	49.90%	50.10%

Willagee District

Question: *Are you in favour of daylight saving being introduced in Western Australia by standard time in the State being advanced one hour from the last Sunday in October 2009 until the last Sunday in March 2010 and in similar fashion for each following year.*

Polling Places	Yes	No	Total Valid Votes	Informal Votes	Total	% Yes Votes to Total Valid Votes	% No Votes to Total Valid Votes
Caralee Community School	842	843	1,685	12	1,697	49.97%	50.03%
Coolbellup Community School	882	1,096	1,978	9	1,987	44.59%	55.41%
East Hamilton Hill Primary School	448	591	1,039	4	1,043	43.12%	56.88%
Hilton Primary School	609	712	1,321	11	1,332	46.10%	53.90%
Melville Primary School	807	790	1,597	4	1,601	50.53%	49.47%
Melville Senior High School	332	343	675	1	676	49.19%	50.81%
North Lake Senior Campus	552	529	1,081	5	1,086	51.06%	48.94%
Palmyra Primary School	246	235	481	6	487	51.14%	48.86%
Phoenix Primary School	571	573	1,144	8	1,152	49.91%	50.09%
Samson Primary School	916	868	1,784	7	1,791	51.35%	48.65%
Southern Districts Senior Citizens Centre	592	602	1,194	6	1,200	49.58%	50.42%
Southern Districts Senior Citizens Centre (Drive-in)	35	59	94	0	94	37.23%	62.77%
Southwell Primary School	279	369	648	7	655	43.06%	56.94%
Special Institutions, Hospitals & Remotes	69	118	187	1	188	36.90%	63.10%
Total Polling Places Votes	7,180	7,728	14,908	81	14,989	48.16%	51.84%
Absent Votes	1,796	1,372	3,168	10	3,178	56.69%	43.31%
Early Votes (by Post)	256	522	778	0	778	32.90%	67.10%
Early Votes (In Person)	513	538	1,051	2	1,053	48.81%	51.19%
Provisional Votes	5	6	11	0	11	45.45%	54.55%
Total Count Centre Votes	2,570	2,438	5,008	12	5,020	51.32%	48.68%
Total Votes	9,750	10,166	19,916	93	20,009	48.96%	51.04%

Informal Survey: Metropolitan

East Metropolitan Region									
	Blank (without writing)	Scribble only	Instructio ns marked not the box	Elector's intention unclear	Question marked with X	Question marked with numbers	Other	Total Informal	% of Total Votes
Armadale	19	18	0	10	3	0	39	89	0.43%
Bassendean	26	7	24	55	4	0	2	118	0.59%
Belmont	29	14	0	4	5	0	38	90	0.49%
Darling Range	18	42	0	5	1	0	1	67	0.30%
Forrestfield	17	44	0	21	3	0	1	86	0.41%
Gosnells	35	54	0	8	8	0	2	107	0.56%
Kalamunda	28	20	0	22	4	0	23	97	0.47%
Maylands	27	58	1	16	0	0	0	102	0.52%
Midland	21	8	1	40	4	0	0	74	0.37%
Morley	15	11	0	7	6	0	47	86	0.42%
Mount Lawley	35	17	0	41	1	0	2	96	0.50%
Nollamara	21	29	0	57	4	0	0	111	0.56%
Swan Hills	22	61	0	3	3	0	0	89	0.39%
West Swan	24	18	12	30	5	0	0	89	0.45%
Total	337	401	38	319	51	0	155	1301	0.46%

North Metropolitan Region									
	Blank (without writing)	Scribble only	Instructio ns marked not the box	Elector's intention unclear	Question marked with X	Question marked with numbers	Other	Total Informal	% of Total Votes
Balcatta	22	34	37	38	3	3	0	137	0.68%
Carine	18	18	0	30	3	0	3	72	0.34%
Churchlands	23	17	6	23	5	0	10	84	0.41%
Cottesloe	21	11	0	19	6	0	17	74	0.36%
Girrawheen	48	49	0	30	2	0	0	129	0.67%
Hillarys	24	22	0	22	6	0	0	74	0.35%
Joondalup	21	43	0	11	2	0	0	77	0.39%
Kingsley	12	51	0	3	3	0	1	70	0.32%
Mindarie	15	26	1	25	5	0	1	73	0.36%
Nedlands	27	50	0	0	4	0	0	81	0.40%
Ocean Reef	10	40	0	6	0	0	0	56	0.27%
Perth	25	44	3	16	4	0	0	92	0.48%
Scarborough	31	42	0	9	0	0	0	82	0.42%
Wanneroo	16	11	0	16	7	0	29	79	0.32%
Total	313	458	47	248	50	3	61	1180	0.41%

South Metropolitan Region

	Blank (without writing)	Scribble only	Instructions marked not the box	Elector's intention unclear	Question marked with X	Question marked with numbers	Other	Total Informal	% of Total Votes
Alfred Cove	17	23	0	6	4	0	16	66	0.32%
Bateman	19	11	0	18	5	0	17	70	0.34%
Cannington	20	8	0	47	0	0	25	100	0.51%
Cockburn	20	83	31	5	0	0	1	140	0.64%
Fremantle	44	42	0	23	10	0	6	125	0.60%
Jandakot	16	16	6	14	3	0	36	91	0.42%
Kwinana	17	15	5	22	1	0	28	88	0.43%
Riverton	23	15	1	23	1	0	23	86	0.43%
Rockingham	20	11	0	42	6	0	0	79	0.40%
South Perth	32	39	0	6	5	0	0	82	0.41%
Southern River	15	48	0	8	5	0	0	76	0.34%
Victoria Park	17	42	0	14	3	0	0	76	0.38%
Warnbro	17	9	0	42	1	0	0	69	0.32%
Willagee	18	46	0	21	6	2	0	93	0.46%
Total	295	408	43	291	50	2	152	1241	0.43%

Informal Survey: Country

Agricultural Region									
	Blank (without writing)	Scribble only	Instructions marked not the box	Elector's intention unclear	Question marked with X	Question marked with numbers	Other	Total Informal	% of Total Votes
Central									
Wheatbelt	11	20	0	14	4	0	0	49	0.27%
Geraldton	7	41	0	5	0	0	0	53	0.28%
Moore	14	0	0	30	1	0	0	45	0.23%
Wagin	20	2	0	9	5	0	13	49	0.27%
Total	52	63	0	58	10	0	13	196	0.26%
Mining and Pastoral Region									
	Blank (without writing)	Scribble only	Instructions marked not the box	Elector's intention unclear	Question marked with X	Question marked with numbers	Other	Total Informal	% of Total Votes
Eyre	13	15	0	21	3	0	5	57	0.39%
Kalgoorlie	6	4	1	5	4	2	21	43	0.43%
Kimberley	7	7	0	7	3	0	18	42	0.50%
North West	14	16	1	1	0	0	0	32	0.28%
Pilbara	10	13	0	4	3	0	0	30	0.41%
Total	50	55	2	38	13	2	44	204	0.39%
South West Region									
	Blank (without writing)	Scribble only	Instructions marked not the box	Elector's intention unclear	Question marked with X	Question marked with numbers	Other	Total Informal	% of Total Votes
Albany	20	13	1	18	3	0	6	61	0.30%
Blackwood- Stirling	18	7	0	33	2	0	2	62	0.33%
Bunbury	13	36	0	7	4	0	0	60	0.33%
Collie- Preston	15	4	0	10	4	0	25	58	0.27%
Dawesville	14	44	0	4	4	0	13	79	0.41%
Mandurah	21	31	1	19	1	0	0	73	0.39%
Murray- Wellington	24	10	0	38	5	0	1	78	0.36%
Vasse	16	10	0	29	2	0	0	57	0.26%
Total	141	155	2	158	25	0	47	528	0.33%
Overall Summary									
	Blank (without writing)	Scribble only	Instructions marked not the box	Elector's intention unclear	Question marked with X	Question marked with numbers	Other	Total Informal	% of Total Votes
Country	243	273	4	254	48	2	104	928	0.32%
Metro	945	1267	128	858	151	5	368	3722	0.43%
Statewide Total	1188	1540	132	1112	199	7	472	4650	0.40%

APPENDICES

Appendix 1 – Writ for a Referendum

21

Western Australia

Referendums Act 1983 (s. 5(1))

Writ

Writ for a referendum

To the Electoral Commissioner:

Under the *Referendums Act 1983* and the *Daylight Saving Act 2006*, I direct you to proceed with a referendum as to the question that, under the *Daylight Saving Act 2006* section 5, is to be submitted to the electors.

Polling day:

Under the *Daylight Saving Act 2006* section 5, the day fixed for the taking of the votes of the electors is Saturday 16 May 2009.

Day for the return of the writ:

I fix Friday 19 June 2009 as the day for the return of the writ.

Dated: 9 April 2009 Ken Michael
Governor

I received this writ on Thursday 9 April 2009.

Dated: 9 April 2009 W. M. Hately
Electoral Commissioner

Appendix 2 – The 2009 Referendum Formality Guide

Examples of formal and informal ballot papers

REFERENDUM

A referendum ballot paper is formal if the square is marked with the words ‘YES’ or ‘NO’

If a ballot paper is not marked in this way, but, in the opinion of the Returning Officer, clearly indicates the voter’s intention with respect to the question asked, the ballot paper is formal.

The following are some guidelines for determining formality of referendum ballot papers:

- 1 A **cross (X)** is not a sufficient indication of belief, as a cross can be interpreted as a ‘yes’ or ‘no’ indication, and therefore must be informal.
- 2 A **tick (✓)** can be interpreted as an indication of support or preference for the statement, and is therefore formal.
- 3 The use of words or phrases which have unarguable ‘yes’ or ‘no’ definitions (such as ‘negative’, ‘affirmative’, ‘agree’, ‘disagree’, ‘in favour’), can be interpreted as formal ‘yes’ or ‘no’ votes.
- 4 The use of words or phrases which have ambiguous meanings (such as ‘no worries’, ‘no sweat’, ‘unsure’), can not be interpreted as ‘yes’ or ‘no’ votes and would make the ballot paper informal.
- 5 If the ballot paper is initialled, or the voter is identified in any way, this is not prohibited by the relevant acts and of itself does not cause the ballot paper to be informal.
- 6 The use of the number ‘1’ can not be seen as clearly indicating preference for the ‘yes’ vote, having regard to the use of numbers to indicate first choice on other ballots. The use of any number is ambiguous and therefore informal.
- 7 If the voter has written a clear response outside the box under the question, this can be considered a formal vote.

Examples of formal and informal ballot papers are given on the following pages.

Examples of Ballot Papers

Western Australia Ballot paper

Daylight Saving Act 2006 (s.5)


HOW TO VOTE

If you are in favour, write YES in the box under the question below.

If you are not in favour, write NO in the box under the question below

QUESTION

Are you in favour of daylight saving being introduced in Western Australia by standard time in the State being advanced one hour from the last Sunday in October 2009 until the Sunday in March 2010 and in similar fashion for each following year?



WRITE 'YES' OR 'NO'

INFORMAL *A cross is ambiguous, which makes the voter's intention unclear.*

Western Australia Ballot paper

Daylight Saving Act 2006 (s.5)


HOW TO VOTE

If you are in favour, write YES in the box under the question below.

If you are not in favour, write NO in the box under the question below

QUESTION

Are you in favour of daylight saving being introduced in Western Australia by standard time in the State being advanced one hour from the last Sunday in October 2009 until the Sunday in March 2010 and in similar fashion for each following year?



WRITE 'YES' OR 'NO'

FORMAL *A tick is usually interpreted as a preference for, or agreement with. This means that a tick can be construed as a 'yes' vote.*

Western Australia Ballot paper

Daylight Saving Act 2006 (s.5)


HOW TO VOTE

If you are in favour, write YES in the box under the question below.

If you are not in favour, write NO in the box under the question below

QUESTION

Are you in favour of daylight saving being introduced in Western Australia by standard time in the State being advanced one hour from the last Sunday in October 2009 until the Sunday in March 2010 and in similar fashion for each following year?



WRITE 'YES' OR 'NO'

FORMAL *The voter's intention to give their support to the statement is clear.*

Western Australia Ballot paper

Daylight Saving Act 2006 (s.5)


HOW TO VOTE

If you are in favour, write YES in the box under the question below.

If you are not in favour, write NO in the box under the question below

QUESTION

Are you in favour of daylight saving being introduced in Western Australia by standard time in the State being advanced one hour from the last Sunday in October 2009 until the Sunday in March 2010 and in similar fashion for each following year?



WRITE 'YES' OR 'NO'

FORMAL *The voter's intention to give their support to the statement is clear.*

Examples of Ballot Papers

Western Australia Ballot paper

Daylight Saving Act 2006 (s.5)

HOW TO VOTE

If you are in favour, write YES in the box under the question below.

If you are not in favour, write NO in the box under the question below

QUESTION

Are you in favour of daylight saving being introduced in Western Australia by standard time in the State being advanced one hour from the last Sunday in October 2009 until the Sunday in March 2010 and in similar fashion for each following year?

Disagree

WRITE 'YES' OR 'NO'

FORMAL Voter's intention to indicate disagreement with statement is clear.

Western Australia Ballot paper

Daylight Saving Act 2006 (s.5)

HOW TO VOTE

If you are in favour, write YES in the box under the question below.

If you are not in favour, write NO in the box under the question below

QUESTION

Are you in favour of daylight saving being introduced in Western Australia by standard time in the State being advanced one hour from the last Sunday in October 2009 until the Sunday in March 2010 and in similar fashion for each following year?

Not in favour

WRITE 'YES' OR 'NO'

FORMAL Voter's intention to indicate disagreement with statement is clear.

Western Australia Ballot paper

Daylight Saving Act 2006 (s.5)

HOW TO VOTE

If you are in favour, write YES in the box under the question below.

If you are not in favour, write NO in the box under the question below

QUESTION

Are you in favour of daylight saving being introduced in Western Australia by standard time in the State being advanced one hour from the last Sunday in October 2009 until the Sunday in March 2010 and in similar fashion for each following year?

Y

WRITE 'YES' OR 'NO'

FORMAL Indicates a 'yes' vote.

Western Australia Ballot paper

Daylight Saving Act 2006 (s.5)

HOW TO VOTE

If you are in favour, write YES in the box under the question below.

If you are not in favour, write NO in the box under the question below

QUESTION

Are you in favour of daylight saving being introduced in Western Australia by standard time in the State being advanced one hour from the last Sunday in October 2009 until the Sunday in March 2010 and in similar fashion for each following year?

N

WRITE 'YES' OR 'NO'

FORMAL Indicates a 'no' vote.

Examples of Ballot Papers

Western Australia Ballot paper

Daylight Saving Act 2006 (s.5)


HOW TO VOTE

If you are in favour, write YES in the box under the question below.

If you are not in favour, write NO in the box under the question below.

QUESTION

Are you in favour of daylight saving being introduced in Western Australia by standard time in the State being advanced one hour from the last Sunday in October 2009 until the Sunday in March 2010 and in similar fashion for each following year?



WRITE 'YES' OR 'NO'

FORMAL Although the response is written outside of the box, the voter's intention is still clear.

Western Australia Ballot paper

Daylight Saving Act 2006 (s.5)


HOW TO VOTE

If you are in favour, write YES in the box under the question below.

If you are not in favour, write NO in the box under the question below.

QUESTION

Are you in favour of daylight saving being introduced in Western Australia by standard time in the State being advanced one hour from the last Sunday in October 2009 until the Sunday in March 2010 and in similar fashion for each following year?



WRITE 'YES' OR 'NO'

INFORMAL Statement is ambiguous.

Western Australia Ballot paper

Daylight Saving Act 2006 (s.5)


HOW TO VOTE

If you are in favour, write YES in the box under the question below.

If you are not in favour, write NO in the box under the question below.

QUESTION

Are you in favour of daylight saving being introduced in Western Australia by standard time in the State being advanced one hour from the last Sunday in October 2009 until the Sunday in March 2010 and in similar fashion for each following year?



WRITE 'YES' OR 'NO'

INFORMAL Instructions are marked, not the question.

Western Australia Ballot paper

Daylight Saving Act 2006 (s.5)


HOW TO VOTE

If you are in favour, write YES in the box under the question below.

If you are not in favour, write NO in the box under the question below.

QUESTION

Are you in favour of daylight saving being introduced in Western Australia by standard time in the State being advanced one hour from the last Sunday in October 2009 until the Sunday in March 2010 and in similar fashion for each following year?



WRITE 'YES' OR 'NO'

FORMAL Neither the Daylight Savings Act nor the Referendums Act prohibits markings which may identify the elector. (Note this is not the case for a State election).

Examples of Ballot Papers

Western Australia Ballot paper

Daylight Saving Act 2006 (s.5)

HOW TO VOTE

If you are in favour, write YES in the box under the question below.

If you are not in favour, write NO in the box under the question below

QUESTION

Are you in favour of daylight saving being introduced in Western Australia by standard time in the State being advanced one hour from the last Sunday in October 2009 until the Sunday in March 2010 and in similar fashion for each following year?

1

WRITE 'YES' OR 'NO'

INFORMAL The use of the numeral '1' is considered ambiguous and therefore informal.

Western Australia Ballot paper

Daylight Saving Act 2006 (s.5)

HOW TO VOTE

If you are in favour, write YES in the box under the question below.

If you are not in favour, write NO in the box under the question below

QUESTION

Are you in favour of daylight saving being introduced in Western Australia by standard time in the State being advanced one hour from the last Sunday in October 2009 until the Sunday in March 2010 and in similar fashion for each following year?

2

WRITE 'YES' OR 'NO'

INFORMAL The use of any other numeral is ambiguous and therefore informal.

Western Australia Ballot paper

Daylight Saving Act 2006 (s.5)

HOW TO VOTE

If you are in favour, write YES in the box under the question below.

If you are not in favour, write NO in the box under the question below

QUESTION

Are you in favour of daylight saving being introduced in Western Australia by standard time in the State being advanced one hour from the last Sunday in October 2009 until the Sunday in March 2010 and in similar fashion for each following year?

SURE

WRITE 'YES' OR 'NO'

FORMAL The expression of the intention to approve the proposal is sufficiently clear.

Western Australia Ballot paper

Daylight Saving Act 2006 (s.5)

HOW TO VOTE

If you are in favour, write YES in the box under the question below.

If you are not in favour, write NO in the box under the question below

QUESTION

Are you in favour of daylight saving being introduced in Western Australia by standard time in the State being advanced one hour from the last Sunday in October 2009 until the Sunday in March 2010 and in similar fashion for each following year?

NO

WRITE 'YES' OR 'NO'

FORMAL The arrow drawn from the box to the circled word is unmistakably conveying the elector's intention.

Examples of Ballot Papers

Western Australia Ballot paper

Daylight Saving Act 2006 (s.5)

HOW TO VOTE

If you are in favour, write YES in the box under the question below.

If you are not in favour, write NO in the box under the question below

QUESTION

Are you in favour of daylight saving being introduced in Western Australia by standard time in the State being advanced one hour from the last Sunday in October 2009 until the Sunday in March 2010 and in similar fashion for each following year?

NO SWEAT

WRITE 'YES' OR 'NO'

INFORMAL The voter's intention is insufficiently clear.

Western Australia Ballot paper

Daylight Saving Act 2006 (s.5)

HOW TO VOTE

If you are in favour, write YES in the box under the question below.

If you are not in favour, write NO in the box under the question below

QUESTION

Are you in favour of daylight saving being introduced in Western Australia by standard time in the State being advanced one hour from the last Sunday in October 2009 until the Sunday in March 2010 and in similar fashion for each following year?

WRITE 'YES' OR 'NO'

INFORMAL The elector's intention is insufficiently indicated.

Western Australia Ballot paper

Daylight Saving Act 2006 (s.5)

HOW TO VOTE

If you are in favour, write YES in the box under the question below.

If you are not in favour, write NO in the box under the question below

QUESTION

Are you in favour of daylight saving being introduced in Western Australia by standard time in the State being advanced one hour from the last Sunday in October 2009 until the Sunday in March 2010 and in similar fashion for each following year?

UNSURE

WRITE 'YES' OR 'NO'

INFORMAL The meaning of the word is ambiguous in this context.

Western Australia Ballot paper

Daylight Saving Act 2006 (s.5)

HOW TO VOTE

If you are in favour, write YES in the box under the question below.

If you are not in favour, write NO in the box under the question below

QUESTION

Are you in favour of daylight saving being introduced in Western Australia by standard time in the State being advanced one hour from the last Sunday in October 2009 until the Sunday in March 2010 and in similar fashion for each following year?

OK

WRITE 'YES' OR 'NO'

FORMAL The expression of intention to approve the proposal is sufficiently clear.

Examples of Ballot Papers

Western Australia Ballot paper

Daylight Saving Act 2006 (s.5)

HOW TO VOTE

If you are in favour, write YES in the box under the question below.

If you are not in favour, write NO in the box under the question below

QUESTION

Are you in favour of daylight saving being introduced in Western Australia by standard time in the State being advanced one hour from the last Sunday in October 2009 until the Sunday in March 2010 and in similar fashion for each following year?

NEGATIVE

WRITE 'YES' OR 'NO'

FORMAL The intention of the elector is sufficiently clear.

Western Australia Ballot paper

Daylight Saving Act 2006 (s.5)

HOW TO VOTE

If you are in favour, write YES in the box under the question below.

If you are not in favour, write NO in the box under the question below

QUESTION

Are you in favour of daylight saving being introduced in Western Australia by standard time in the State being advanced one hour from the last Sunday in October 2009 until the Sunday in March 2010 and in similar fashion for each following year?

AFFIRMATIVE

WRITE 'YES' OR 'NO'

FORMAL The intention of the elector is sufficiently clear.

Appendix 3 – 2009 Referendum Ballot Paper

BALLOT PAPER 064195	
<i>Referendums Act 1983 (s.17)</i> <i>Daylight Saving Act 2006 (s.5)</i>	
TEAR OFF HERE ↓	

Western Australia	Ballot Paper
<i>Daylight Saving Act 2006 (s.5)</i>	
HOW TO VOTE	
<p>If you are in favour, write YES in the box under the question below.</p> <p>If you are not in favour, write NO in the box under the question below.</p>	
QUESTION	
<p>Are you in favour of daylight saving being introduced in Western Australia by standard time in the State being advanced one hour from the last Sunday in October 2009 until the last Sunday in March 2010 and in similar fashion for each following year?</p>	
<div style="border: 2px solid black; width: 250px; height: 50px; margin: 10px auto;"></div>	
WRITE 'YES' OR 'NO'	

Appendix 4 – Returning Officers, Areas, Enrolment and Polling Place Numbers

Region	District	District Returning Officer	Area (km ²)	*Enrolment	Polling Places		
					Ordinary	Special Inst.	Remotes
Agricultural	1 Central Wheatbelt	Martin MORRIS	53,898	20,521	36	3	
	2 Geraldton	Michelle GARD	1,796	21,432	14	5	
	3 Moore	Tim MAHER	71,909	22,356	42		
	4 Wagin	Karen WARD	72,488	20,233	43	9	
	Total		200,091	84,542	135	17	
East Metropolitan	1 Armadale	Danny WALLACE	46	24,251	11	5	
	2 Bassendean	Mark DUCKSBURY	21	23,161	9	2	
	3 Belmont	Jennifer WILLIS	59	21,934	13	2	
	4 Darling Range	Adrian MALKOVIC	1,990	24,956	16	2	
	5 Forresterfield	Jeff SOLLISS	57	24,284	9		
	6 Gosnells	Neil WHITELEY	24	22,464	9	5	
	7 Kalamunda	Roger SIMM	163	23,570	12	5	
	8 Maylands	Andrew WILSON	19	23,418	9	5	
	9 Midland	Craig WAKEFORD	62	23,666	12	5	
	10 Morley	Jim PETROVSKI	17	23,540	9		
	11 Mount Lawley	David L BROWN	16	22,763	13	13	
	12 Nollamara	Tony THOMPSON	20	23,962	9	2	
	13 Swan Hills	Warren SOUTHWELL	1,095	25,633	13		
	14 West Swan	Richard SIUDAK	108	22,710	9		
	Total		3,697	330,312	153	46	
Mining and Pastoral	1 Eyre	Geoff LANDWEHR	292,240	17,532	22	2	3
	2 Kalgoorlie	Ruth CLARKE	632,816	13,952	14	2	12
	3 Kimberley	Ron CAMP	419,078	15,913	11	4	34
	4 North West	Brian ROBERTSON	409,083	15,511	18	2	1
	5 Pilbara	Don HOFFMAN	527,513	11,122	11	3	16
	Total		2,280,730	74,030	76	13	66
North Metropolitan	1 Balcatta	Diane GEARON	18	23,525	10	5	
	2 Carine	Patrick SATIE	22	23,475	9	6	
	3 Churchlands	Harry CROSBY	29	23,608	12	3	
	4 Cottesloe	Jenny MORRISSEY	26	24,181	10	8	
	5 Girrawheen	Mrs. M. PETROU	19	23,030	11	2	
	6 Hillarys	Lyn CAVANAGH	20	24,039	8		
	7 Joondalup	Michael BRIERLEY	30	22,881	9	3	
	8 Kingsley	Carl BINNING	20	23,900	7	3	
	9 Mindarie	Leonie VEITCH	547	24,580	10	4	
	10 Nedlands	Peter MITCHELL	21	23,638	14	13	
	11 Ocean Reef	Shane WILKINSON	22	23,537	8		
	12 Perth	Chris GERGINIS	22	24,292	14	10	
	13 Scarborough	Louise FOPPOLI	19	23,544	8	6	
	14 Wanneroo	Pelham WEIR	114	28,275	10	4	
	Total		929	336,505	140	67	
South Metropolitan	1 Alfred Cove	Paul DAVISON	16	23,596	10	3	
	2 Bateman	Clive Edwin HARPER	18	22,984	9	4	
	3 Cannington	Derek O'BIERNE	29	23,381	9	3	
	4 Cockburn	Jeff CLARK	77	25,118	11		
	5 Fremantle	Tracey ELLIOTT	42	23,719	12	8	
	6 Jandakot	Peter DREW	67	24,777	8	3	
	7 Kwinana	Vesna HARRISON	201	24,017	11	6	
	8 Riverton	Greg RICKIE	24	22,702	7	2	
	9 Rockingham	Matthew COLLEY	45	22,941	8	5	
	10 South Perth	Tim RIGDEN	19	23,617	9	9	
	11 Southern River	Kevin PARSONS	39	25,467	10	2	
	12 Victoria Park	Kay HERON	26	24,316	13	8	
	13 Warnbro	Peter SEARLE	130	25,121	9	1	
	14 Willagee	Shaun MAJOR	21	23,323	13	7	
	Total		754	335,079	139	61	
South West	1 Albany	Heather MARR	4,312	22,654	18	6	
	2 Blackwood-Stirling	Ken GWYNNE	24,934	20,769	29	5	
	3 Bunbury	Ian BUTCHER	66	21,017	11	5	
	4 Collie-Preston	Wayne WEBSTER	4,354	24,227	21	5	
	5 Dawesville	Ian FRAME	128	22,154	10	2	
	6 Mandurah	Gerd-Heiner HEPPEKAUSEN	70	21,521	10	6	
	7 Murray-Wellington	Brian G PRICE	4,244	24,174	19	6	
	8 Vasse	Catherine SMALLWOOD	2,900	24,570	15	2	
	Total		41,008	181,086	133	37	
State Total			2,527,209	1,341,554	776	241	66

* Electors as at Close of Roll – 17 April 2009

Appendix 5 – A letter to the Editor of *The West Australian* newspaper

STM 087

Mr Brett McCarthy
The Editor
West Australian Newspapers Ltd
50 Hasler Road
OSBORNE PARK WA

Dear Mr McCarthy

Daylight Saving Referendum

It is most disappointing that the Daylight Saving Referendum and the important decision being faced by Western Australian electors has shifted from a debate about the merits or otherwise of daylight saving to one about the meaning of a tick or a cross.

To put the issue in perspective, in the 1992 referendum, applying the same principles, 333 ballot papers marked with a cross were rejected from a total of 861,299 votes cast. Over 8,500 were rejected because they were blank or scribbled upon or invalid in some other way.

Your opinion piece correctly states that the law requires voters to write either YES or NO in the box on the ballot paper at Saturday's referendum on daylight saving. You have omitted however, that the law also states that where electors mark their ballot paper other than writing YES or NO, but their intention is clear, then their vote is to be admitted. In applying this aspect of the law I must consider the many varied ways that electors will fill out their ballot paper and whether, legally, those votes should be counted. In the case of ticks versus crosses, whether this seems absurd or illogical is secondary to the requirement of the law and my obligation to uphold that law.

As has been my message for the past eight weeks, obey the instructions on the ballot paper and write YES or NO and there will be no doubt as to the validity of your vote.

Yours sincerely

Warwick Gately AM
ELECTORAL COMMISSIONER

14 May 2009

WGATELY:107246_1.DOC



Western Australian Electoral Commission

Level 2, 111 St Georges Terrace, Perth Western Australia 6000

or

GPO Box F316, PERTH WA 6841

Telephone: (08) 9214 0400 or 13 63 06

Facsimile: (08) 9226 0577

Email: waec@waec.wa.gov.au

Web Site: www.waec.wa.gov.au

ISBN: 978-1-921818-00-4

