

2005 WESTERN AUSTRALIAN  
REFERENDUM ON RETAIL TRADING HOURS **Report**

26 February 2005



WESTERN AUSTRALIAN Electoral Commission



## FOREWORD


In November 2004, the Western Australian Government announced that a referendum on retail trading hours would be held in conjunction with the State general election. A referendum had not been held at a State level in Western Australia since the referendum on daylight saving in 1992, and not since 1933 had a referendum been held at the same time as a State general election.

A large proportion of the planning and execution of the referendum was incorporated by the Western Australian Electoral Commission (the Commission) into the 63 election projects, which had been in train since early 2004. Additional referendum requirements formed a separate referendum project.

The first section of this report provides details about the processes involved in the conduct of the 2005 referendum on retail trading hours by the Commission. It also provides some background on referenda in Western Australia. The second part of the report gives the results and statistics for the referendum.

This report should be read in conjunction with the *2005 Western Australian State General Election: Results and Statistics* and the *2005 Western Australian State General Election: Election Report*. These two publications on the 2005 State general election provide information that also refers to the referendum, such as information on polling places, returning officers and enrolment figures.

This report will be of value to those with an interest in referenda in Western Australia and the electoral process in general.

A handwritten signature in black ink, reading "Warwick Gately". The signature is fluid and cursive, with a large initial 'W' and 'G'.

Warwick Gately AM  
**ACTING ELECTORAL COMMISSIONER**

**30 September 2005**



## TABLE OF CONTENTS

<b>INTRODUCTION.....</b>	<b>1</b>
<b>RETAIL TRADING HOURS AMENDMENT (REFERENDUMS) ACT 2004.....</b>	<b>1</b>
<b>A BRIEF HISTORY OF REFERENDA IN WESTERN AUSTRALIA.....</b>	<b>2</b>
REFERENDA ON CONSTITUTIONAL CHANGE.....	2
REFERENDA PURSUANT TO SPECIFIC ACTS OF PARLIAMENT .....	2
REFERENDA IN WESTERN AUSTRALIA .....	3
<b>THE RETAIL TRADING HOURS REFERENDUM.....</b>	<b>4</b>
REFERENDUM PLANNING .....	4
Provisions of the <i>Electoral Act 1907</i> that Apply to Referenda.....	4
Conjoint Elections and Referenda .....	5
Legislative Amendments .....	5
Returning Officer Appointments .....	5
COMMUNITY AWARENESS .....	6
Customer Focus .....	6
Advertising and Public Relations Campaign.....	6
Call Centre .....	7
THE ‘YES’ AND ‘NO’ CASES.....	8
ENROLMENT .....	13
POLLING .....	13
Polling Arrangements .....	13
Ballot Paper Design and Production.....	13
Formality of Ballot Papers.....	13
Methods of Voting .....	15
Results .....	15
RETURN OF THE WRITS AND STATEMENT OF RESULT .....	15
<b>RESULTS .....</b>	<b>17</b>
FINAL RESULTS BY DISTRICT.....	18
Question 1 .....	18
Question 2.....	20
REGIONAL RESULTS: METROPOLITAN — QUESTION 1 .....	22
REGIONAL RESULTS: COUNTRY — QUESTION 1.....	23
REGIONAL RESULTS: METROPOLITAN — QUESTION 2.....	24
REGIONAL RESULTS: COUNTRY — QUESTION 2.....	25
DISTRICT RESULTS .....	26
INFORMAL SURVEY: METROPOLITAN — QUESTION 1 .....	150
INFORMAL SURVEY: COUNTRY — QUESTION 1.....	151
INFORMAL SURVEY: METROPOLITAN — QUESTION 2.....	152
INFORMAL SURVEY: COUNTRY — QUESTION 2.....	153
<b>APPENDICES .....</b>	<b>155</b>
APPENDIX 1 – WRIT REFERENDUM QUESTION 1 .....	157
APPENDIX 2 – WRIT REFERENDUM QUESTION 2.....	158
APPENDIX 3 – THE 2005 REFERENDUM FORMALITY GUIDE .....	159
APPENDIX 4 – 2005 REFERENDUM BALLOT PAPER.....	164
APPENDIX 5 – RETURNING OFFICERS, AREAS, ENROLMENT AND POLLING PLACE NUMBERS.....	165



## INTRODUCTION

In November 2004, the Western Australian Government announced that a referendum on retail trading hours would be held at the same time as the imminent State general election. Changes to the *Retail Trading Hours Act 1987* and the *Referendums Regulations 1984* were required to enact the referendum. More information on this process is given later in this report.

This particular referendum was comprised of two questions to be answered by electors, which meant that there were actually two referenda put to the Western Australian public on 26 February 2005. However, for ease of reference, the 2005 referenda are referred to in this report as one referendum, in order to distinguish from referenda held on separate occasions.

As the 2005 referendum and State general election were held on the same day, much of the information pertaining to the referendum is identical to that of the election. For that reason, this report should be read in conjunction with the *2005 Western Australian State General Election: Election Report*. This report was published by the Commission in two parts, one statistical and the other a text report. Both of these documents provide additional information that is relevant to this referendum.

## RETAIL TRADING HOURS AMENDMENT (REFERENDUMS) ACT 2004

The *Retail Trading Hours Amendment (Referendums) Act 2004*, No. 78 of 2004 became operational after being given Royal Assent on 8 December 2004. This followed two weeks of debate in both houses of Parliament, with the final amendments put forward by the Legislative Assembly being agreed to by the Legislative Council on 26 November 2004.

The Act amended the *Retail Trading Hours Act 1987* to provide for two referendum questions relating to retail trading hours to be submitted to electors under the *Referendums Act 1983*. The *Referendums Act 1983*, in turn, provides that many provisions of the *Electoral Act 1907* apply to the conduct of referenda. These three pieces of legislation applied to this referendum.

Clause 4 of the *Retail Trading Hours Amendment (Referendums) Act 2004* inserted a new section 43 into the *Retail Trading Hours Act 1987* which provided that, at the day of the next general election for the Legislative Assembly, the following questions were to be put to electors:

### *Question 1 - Extended week night shopping*

*Do you believe that the Western Australian community would benefit if trading hours in the Perth Metropolitan Area were extended to allow general retail shops to trade until 9 pm Monday to Friday?*

### *Question 2 - Extended Sunday shopping*

*Do you believe that the Western Australian community would benefit if trading hours in the Perth Metropolitan Area were extended to allow general retail shops to trade for 6 hours on Sunday?*

As there were technically two referenda, two writs were required. The writs were received by the Acting Electoral Commissioner, Warwick Gately, on 14 January 2005. On 23 January 2005, the State Government announced that the State general election and the referendum would be held on 26 February 2005.

## **A BRIEF HISTORY OF REFERENDA IN WESTERN AUSTRALIA**

### **Referenda on Constitutional Change**

In Western Australia, referenda are required where certain changes to the *Constitution Act 1889* are proposed or where particular Acts of Parliament provide for such a process, prior to a proposal becoming law.

This has been a quite recent development in Western Australian political history. Until 1978, a referendum was not required as part of the process of constitutional change. In 1978, section 73 of the *Constitution Act 1889* was amended, requiring that for certain changes (see below) both a parliamentary majority and a popular majority by referendum be achieved. Known as ‘double entrenching’, this gives additional status to a constitutional statute as compared with ordinary legislation. This change, the most important constitutional amendment in Western Australia since 1905, was enacted to strengthen the constitutional provisions in the aftermath of the Federal constitutional crisis in 1975, during which Prime Minister Gough Whitlam was dismissed.

Referenda are now required where constitutional changes are proposed that expressly or implicitly provide for:

- abolition of or alteration in the office of Governor;
- abolition of the Legislative Council or of the Legislative Assembly;
- the Legislative Council or the Legislative Assembly to be composed of members other than members directly chosen by the people;

- a reduction in the numbers of the members of the Legislative Council or Legislative Assembly; and
- matters affecting certain other sections of the Constitution including section 73 itself.

No referenda have been held under these new provisions.

### **Referenda Pursuant to Specific Acts of Parliament**

Referenda on issues other than constitutional change are usually held by the government to determine public opinion on a particular issue. There are two forms of this type of referendum. One is a referendum as to a Bill, where a question is submitted to electors for the approval or otherwise of a Bill relating to an Act that has previously been passed by both Houses of Parliament. The other type is a referendum seeking a general response to a particular issue. This is the type of referendum held on 26 February 2005. The result was not binding on the government.

Separate legislation is required for a referendum of this type to be conducted. On the other hand, a referendum as to a Bill would normally have the requirement for a referendum, and whether or not the result is binding, contained within the Bill itself.

In the case of the 2005 referendum, the Retail Trading Hours Amendment (Referendums) Bill 2004 was passed which amended the *Retail Trading Hours Act 1987*.

In addition to the 2005 Retail Trading Hours Referendum, Western Australia has seen nine referenda on issues outside constitutional change. Table 1 on the following page summarises these.



## Referenda in Western Australia

**Table 1 Referenda in Western Australia**

<b>Polling Date</b>	<b>Legislation Affected</b>	<b>Subject</b>	<b>Outcome</b>
31 July 1900	<i>Australasian Federation Enabling Act 1900</i>	Popular Referendum on Australian Federation	The 'Yes' vote was 69.47% for WA to join the Commonwealth.
26 April 1911	<i>Licensing Act 1911</i>	Local Option Vote 1911 (liquor controls)	The people voted that: the number of licences should not increase; that all new publicans' General Licenses be held by the State; and that the State should manage liquor licensing.
30 April 1921	<i>Licensing Act 1911</i>	Local Option Referendum 1921 (liquor controls)	No district achieved the necessary vote for Prohibition.
4 April 1925	<i>Licensing Act 1911</i>	First Prohibition Referendum	The proposal for Prohibition in WA was defeated.
8 April 1933	<i>Secession Referendum Act 1932</i>	Secession Referendum	There was a 'Yes' response from the people of WA, but when a delegation was sent to Westminster in 1935, the Imperial Parliament refused to intervene on the issue of secession.
9 December 1950	<i>Licensing Act 1911-1949</i>	Second Prohibition Referendum	The proposal for Prohibition was again defeated.
8 March 1975	<i>Daylight Saving Act 1974</i>	First Daylight Saving Referendum	The proposal to make daylight saving permanent after a trial period was rejected.
7 April 1984	<i>Daylight Saving Act 1983</i>	Second Daylight Saving Referendum	The daylight saving proposal was again rejected.
4 April 1992	<i>Daylight Saving Act 1991</i>	Third Daylight Saving Referendum	The daylight saving proposal was rejected for the third time.
26 February 2005	<i>Retail Trading Hours Act 1987</i>	Extension of Retail Trading Hours in the Perth Metropolitan Area	The WA community voted against extending retail trading hours in the Perth Metropolitan Area.

## THE RETAIL TRADING HOURS REFERENDUM

**Table 2 Referendum Timeline**

<b>Issue of the writs</b> <i>s4 Referendums Act 1983</i>	<b>14 January 2005</b>
<b>Deadline for submission of 'Yes' and 'No' arguments</b> <i>s9(3) Referendums Act 1983</i>	<b>21 January 2005</b> 7 days after the issue of the writ
<b>Written applications for early votes (by post)</b>	<b>24 January 2005</b> Open after the issue of the writ for the State general election
<b>Close of electoral rolls</b>	<b>31 January 2005</b>
<b>Early voting (in person) commences</b> <i>s90(3e) Electoral Act 1907</i>	<b>7 February 2005</b> May commence 24 hours after close of nominations for the State general election
<b>Early voting (by post) commences</b> <i>s90(13) Electoral Act 1907</i>	<b>8 February 2005</b> Commences 48 hours after close of nominations for the State general election
<b>Mobile polling</b> <i>s100B Electoral Act 1907</i>	<b>11 February 2005</b> May occur 14 days prior to and including polling day
<b>Commence scrutiny of early votes</b> <i>S92(8) Electoral Act 1907</i>	<b>23 February 2005</b> Not more than 72 hours prior to polling day
<b>Close of written applications for early votes (by post)</b> <i>S90(5)(a) Electoral Act 1907</i>	<b>24 February 2005</b> 6.00 pm on the Thursday preceding polling day
<b>Close of issue of early votes (in person)</b> <i>S90(5)(b) Electoral Act 1907</i>	<b>25 February 2005</b> 6.00 pm on the day preceding polling day
<b>Polling day</b>	<b>26 February 2005</b>
<b>Close of receipts of early votes (by post)</b> <i>S92(4c)(b) Electoral Act 1907</i>	<b>1 March 2005</b>
<b>Return of the referendum writs</b> <i>s30 Referendums Act 1983</i>	<b>5 April 2005</b>

## Referendum Planning

The State government announced in a media statement on 9 November 2004 that there would be a referendum on retail trading hours in conjunction with the imminent State general election. At this late stage, preparation for the election was well into the final phase. While the decision to hold a referendum in conjunction with the election meant that there were resources which would double for use in both events (see the following sections), there were additional issues which needed to be addressed by the Commission. These included statutory advertisements and publications, public education, ballot paper production and the implementation of systems to record results. Additional planning began mid-November and was finalised by the beginning of January.

The early issue of the writ allowed for some referendum planning issues to be addressed in a timely manner, such as the publication of the 'Yes' and 'No' cases required under the *Referendums Act 1983*, and the printing of the ballot papers.

## Provisions of the *Electoral Act 1907* that Apply to Referenda

Referenda in Western Australia are governed by the *Electoral Act 1907* and the *Referendums Act 1983*. Under the *Referendums Act 1983*, several sections of the *Electoral Act* apply to referenda as if they are elections.

This means that in the case of a referendum, much of the planning processes which apply to elections can also be applied to referenda. For example, voter eligibility is the same, compulsory voting also applies to referenda, and the allocation, set-up and management of polling places are all common to both elections and referenda. Table 3 on the following page summarises the provisions which apply to referenda.

**Table 3 Provisions of the *Electoral Act 1907* that apply to referenda**

Referendum/Election Procedure or Process	Relevant section(s) of the <i>Electoral Act 1907</i> that apply
Absent and early voting (by post)	s90, 92, 93(4) and 94 to 99B (both inclusive)
Polling place allocation	s100(1), s109, s108
Polling arrangements and the set-up and management of polling places	s110, s107, s111, s112
Voting	s115 to s127 (both inclusive), s139 to s133 (both inclusive), s156
Mobile polling	s100A & 100B
Returning officer duties	s102
Conjoint elections	s102A(2) and (3)
Polling place staff	s104, s105, s106
Scrutineer declarations	s114(3)

### Conjoint Elections and Referenda

There is provision under the *Electoral Act 1907* and the *Referendums Act 1983* to hold conjoint elections and referenda in Western Australia. Holding these two events at the same time offers various benefits, as many of the administrative and planning issues that are similar or identical for both can be addressed at the same time, reducing the need for duplication of effort and additional expense.

The 2005 referendum was only the second to be run concurrently with a State general election in Western Australia. The first was on 8 April 1933 on the question of whether Western Australia should secede from the Commonwealth. While the 1933 referendum question was answered in the affirmative by the voting public, Sir James Mitchell's Nationalist Party lost government to Philip Collier's Labor Party.

A delegation was still sent to Westminster to give voice to the decision made by the Western Australian people, but the proposal was not given effect for other reasons (see Table 1 on page 3).

Referenda can also be held concurrently with by-elections, such as the 1992 referendum on daylight saving which was held at the same time as polling for the Ashburton by-election. Two returning officers were appointed for Ashburton, one for the referendum and one for the by-election.

### Legislative Amendments

The Commission is responsible for administering several pieces of legislation, including the *Referendums Act 1983* and the related *Referendums Regulations 1984*. The announcement of a referendum necessitated some updating of this legislation. The resulting *Referendums Amendment Regulations 2004* provided for several amendments to the Regulations. Several terms were replaced, the words 'Chief Electoral Officer' being replaced with 'Electoral Commissioner' and 'the Appendix' replaced with 'Schedule 1'. The new Schedule 1 set out the form of ballot paper (Form 2 in Schedule 1) to be used for the 2005 referendum and also the form of the writ (Form 1).

The *Referendums Amendment Regulations 2004* were published in the *Government Gazette* No. 228, on 24 December 2004.

### Returning Officer Appointments

Returning officers are appointed by the Electoral Commissioner under section 6 of the *Electoral Act 1907* to conduct elections and referenda in electoral districts. One returning officer is appointed for each of the State's 57 Legislative Assembly districts and six Legislative Council regions. For the 2005 referendum and election, 12 of the returning officers were Commonwealth Divisional returning officers contracted by arrangement with the Australian Electoral Commission.

Of the 57 Legislative Assembly returning officers, 13 were women, which is an increase from nine in 2001 and four in 1998.

In addition to the election duties of returning officers (these duties are listed in the *2005 Western Australian State General Election: Election Report*), district returning officers were responsible for several referendum-related procedures and processes. These included:

- additional training on referendum processes for polling place staff;
- supervising voting in the referendum;
- supervising the sorting, counting and recording of referendum votes; and
- notifying the Commission of the referendum result in their district.

Regional returning officers did not incur any extra referendum-related responsibilities due to the fact that they were primarily responsible for Legislative Council voting for their region. A list of regional returning officers' responsibilities appears in the *2005 Western Australian State General Election: Election Report*.

Appendix 5 shows a table listing returning officers, their districts, enrolment statistics and polling place numbers for each district.

## **Community Awareness**

### **Customer Focus**

The Commission is committed to informing and educating the community about their democratic rights and responsibilities regarding voting. Part of this commitment is to encourage and help electors become active participants in the electoral process. The Commission identified four groups of electors for whom additional encouragement was thought likely to lead to greater participation in the State general election and the referendum on retail trading hours:

- people with disabilities or limited mobility;

- Australians from linguistically and culturally diverse backgrounds;
- indigenous electors; and
- young adults.

A range of initiatives to better serve these electors were implemented in the course of the 2005 State general election planning phase, which then also had effect for the referendum. These initiatives are outlined in detail in the *2005 Western Australian State General Election: Election Report*.

### **Advertising and Public Relations Campaign**

When the referendum was announced on 9 November 2004, the extensive public education campaign on enrolling and voting in the State general election was in the process of being completed. The Commission then incorporated the referendum 'message' into this campaign. The aim of the Commission was to engage the voting public in the decision-making process and ensure that every potential elector in the State had an opportunity to lodge his or her vote in an informed manner.

Once the State general election was announced on Sunday 23 January 2005, the campaign was mobilised on several fronts. The advertising campaign was officially launched to the media the following day, with print, radio, and television advertisements commencing that week.

#### *Target Population*

Apart from general enrolment advertising, the advertising campaign targeted young people in the 20-25 age group, which traditionally had lower turn-out figures. The specific target was electors in that demographic who were undecided about taking part in the election process, including the referendum.

#### *Media*

Advertising was carried by all four metropolitan commercial television stations, country stations, GWN and WIN throughout

the campaign, with the emphasis on prime time viewing.

Radio advertising was broadcast on five metropolitan commercial radio stations and regional stations, as well as 6AR to target Indigenous communities. All radio stations broadcast advertisements on polling day until polls closed.

*The West Australian*, *The Sunday Times* and community and regional newspapers all carried a mix of advertisements with creative, informative and statutory messages throughout the election period. The non-creative advertisements carried essential election information including key features and dates relevant to each of the election phases. Other specialist print media were also used through the campaign, including Indigenous newspapers and overseas publications.

#### *Election News*

*Election News* was designed to take the place of the previous Election Guides and carried crucial election information in a news sheet style. 19 different versions of *Election News* were produced to cover all areas of the State and were delivered to every household through a combination of Australia Post and hand delivery in the weeks leading up to polling day.

In addition to election information, *Election News* contained information specific to the referendum. This included a guide on how to mark referendum ballot papers, advice on how votes in a referendum are counted, and a four-page lift-out detailing the 'Yes' and 'No' arguments for the referendum questions.

Newspaper advertisements publicised *Election News* and asked electors to telephone the Commission's call centre if they did not receive a copy or received the wrong *Election News* for their district.

#### *Public Relations*

The public relations campaign complemented the different phases of the State general

election and referendum advertising campaign. Media releases and fact sheets were issued to tie in with election messages and interviews arranged with senior Commission staff on the importance of voting and being involved in the decision process. Video footage was recorded at different stages of the election period, including the count centre at the Royal Agricultural Society Showgrounds in Claremont. Other media opportunities also generated excellent coverage, including a story on polling in remote Aboriginal communities in the State.

#### *Success of the Campaign*

The advertising and public relations campaign for the State general election and referendum was generally assessed as being successful with a high recall rate in the community, particularly within the target demographic. The campaign effectively promoted the Commission's core messages of enrolling to vote and participating in the election process. As well as promoting the voting messages, the humorous campaign generated positive publicity for the Commission. One of the creative print advertisements received an award from the advertising industry magazine *Campaign Brief*.

#### **Call Centre**

A call centre was established to answer queries from the public on election matters to enable people to take part fully in the election process. While this centre had been set up initially to deal with election enquiries, upon announcement of a referendum its scope was broadened to include enquiries about the referendum.

The call centre operated for 35 days over the election period from 8.00 am Monday 24 January 2005, through till 6.00 pm on Friday 4 March 2005.

The call centre was operational six days a week, from 8.00 am to 8.00 pm Monday to Friday and from 8.00 am to 5.00 pm on



Saturdays, except polling day when it operated until 6.00 pm.

This was the first time the Commission had tendered out the service.

The advertising campaign encouraged electors to telephone the call centre with any queries, with all calls to the Commission's normal telephone number diverted to this service.

Of the calls received by the call centre, those relating specifically to the referendum generally fell into one of the following areas:

- voter eligibility and voting requirements for the referendum;
- various queries about the referendum 'Yes' and 'No' arguments;
- the impact of the referendum on legislative change for retail trading; or
- what is a referendum?

Any queries which could not be answered by call centre staff were escalated to Commission staff who responded to more difficult questions.

## **The 'Yes' and 'No' Cases**

Section 9(3) of the *Referendums Act 1983* provides for arguments in relation to the referendum question(s) to be forwarded to the Electoral Commissioner and advertised. According to subsection (3), the arguments are to be received by the Electoral Commissioner within seven days after the day of the issue of the writ. These arguments must address one aspect of marking the ballot paper (i.e. either a 'Yes' or 'No' argument) and be authorised by members of parliament. Where two or more arguments in relation to the same authorised manner of marking ballot papers are received in accordance with subsection (3), subsection (4) allows that the argument authorised by the greater number of members of parliament should be advertised. Under sections 9(3) and (5) of the Act, this advertisement should be in the form of a

printed document distributed to electors, or some other kind of public advertisement which causes the argument to be brought to the notice of electors. There is no statutory power for the Electoral Commissioner to alter the arguments presented to him/her in any way, or to question the competence or partiality of the authors of the two arguments.

As the writ for the referendum was issued on 14 January 2005, the arguments had to be received by the Acting Electoral Commissioner no later than 21 January in order to be considered for publication. As the referendum arguments were to be included in the *Election News* mail-out which was to cover the whole of the State, including remote areas, timing was critical. In a media release on 14 January 2005, the Acting Electoral Commissioner, Warwick Gately, highlighted the importance of the Commission receiving these arguments several days before the deadline, in order to be included in this mail-out.

In addition to the inclusion of the arguments in the *Election News*, arguments were also published separately in *The West Australian*, community newspapers and on the Commission's web site. This ensured that the arguments were widely distributed to electors throughout the State.

Both the 'Yes' and the 'No' cases were presented to the Acting Electoral Commissioner by members of parliament. The 'Yes' argument was presented by a member of the Australian Labor Party, while the 'No' argument was presented by a member of the Greens (WA). Consistent with the statutory requirements, both cases were published in the format in which they were presented to the Acting Electoral Commissioner. Both cases are reproduced in this format on the following pages.

# 2005 Referendum Arguments Retail Trading Hours



The following pages contain arguments supporting the 'Yes' and 'No' cases for the two questions in the 2005 referendum on Retail Trading Hours. The arguments are brought to the notice of electors here, having been correctly authorised, in accordance with the requirements of the Referendums Act 1983.

The arguments have been presented in the order that the questions appear on the ballot papers and following the instructions where electors are asked to mark the ballot papers with 'Yes' or 'No' in response to each question.

Each argument is printed beneath a copy of the relevant referendum question.

You are encouraged to read these arguments prior to making your decision about how you will mark the ballot papers on polling day.

Consistent with the statutory requirements, content of these arguments has been printed as they were presented to the Western Australian Electoral Commission.

If you have any questions about the referendum process, please call the Election Line on 13 63 06 or visit the WAEC web site [www.waec.wa.gov.au](http://www.waec.wa.gov.au)

## Question 1: Extended weekend shopping

Do you believe that the Western Australian community would benefit if trading hours in the Perth Metropolitan Area were extended to allow general retail shops to trade until 9pm Monday to Friday?

### The 'Yes' argument

The following argument was presented to the Electoral Commissioner in support of a 'Yes' response to Question 1 in the Retail Trading Hours referendum.

#### Why you should vote "Yes" for extended weeknight shopping hours

This referendum question is about how the choice and convenience of extended weeknight shopping hours will benefit the community. The community benefits when a majority of people in the community are better off – be it through an improved economy, more jobs, improvements to their lifestyle or having our lifestyle made easier.

The proposal to allow weeknight shopping is a progressive, forward looking approach to meeting the needs of modern families. It is about building a better future and making Western Australia a better place to live.

#### Choice and convenience for shoppers

The community benefits from more choice in where and when to shop at a time that is convenient to everyone. More choice and convenience means that a wider range of goods at more competitive prices will be available at a time convenient to busy people, at the same time creating increased employment opportunities for our young people and others in the community.

Our society is changing and there is a demand for extended shopping hours from busy families where both parents work, through to shift workers like nurses who would just like the convenience and choice that extended shopping hours would bring.

#### Balancing work and family

Balancing work and family commitments is a major challenge for families. This is particularly so for working women with families. According to the Australian Bureau of Statistics the proportion of families with both parents working has now increased to 57.5%. The employment rate for women aged 15-64 is about 64% and has grown substantially over the past two decades. For mothers with children under five years old, the employment rate is now 45%. These are social trends that any policy on shopping hours should take into account.

Many families would prefer to have the option to do their shopping, at the retail outlet of their choice, with the added convenience of being able to do so after 6.00pm. Western Australia's retail trading hours regulations, as they apply to the Perth metropolitan region, unfairly discriminate between retailers by forcing general retail shops and larger outlets to close at 6.00pm but allow other specialty outlets, some small businesses and those located in designated tourism precincts to open later.

More choice and convenience means that

busy, cash strapped families can choose where to shop in order to better manage their weekly budget.

#### Lower prices

The community pays a cost penalty as a direct result of the current shopping hours restrictions. According to the Australian Consumers Association, smaller food and grocery stores which remain open on weeknights were generally 4% more expensive than average whilst the major supermarkets that are prevented from opening extended hours were up to 4% cheaper than average.

There is no evidence to suggest that extending shopping hours causes retail prices to rise.

It is more likely that retail prices, as demonstrated by the Choice survey, are higher in Perth than in other markets because the shopping hours law here reduces competition by denying all retailers the opportunity to trade at the same time as their competitors.

#### More jobs and employment opportunities

More choice and convenience will mean increased employment. The evidence from elsewhere in Australia shows that retail employment usually increases after extended shopping hours are introduced. Since shopping hours were extended in Tasmania in December 2002, Australian Bureau of Statistics (ABS) data shows that total employment in the Tasmanian retail trade industry has increased by 2.5%.

Allowing all retailers the option of staying open later on weeknights, where they choose to, will increase the number of hours available to part-time and casual employees.

This is particularly beneficial to students and others with a preference or need for part-time work.

There is no reputable evidence to demonstrate that small business is damaged by giving the community greater choice and convenience in shopping hours. In fact the latest edition of the Australian Bureau of Statistics (ABS) publication, Small Business in Australia, demonstrates that there has not been any significant decline in the number of small retail businesses in New South Wales and Victoria following the introduction of more consumer friendly shopping hours.

The number of small retail businesses in New South Wales increased by an average of 237 a year over the five year period to 2000-01 whilst in Victoria small retailer numbers increased by 162 each year.

### The 'No' argument

The following argument was presented to the Electoral Commissioner in support of a 'No' response to Question 1 in the Retail Trading Hours referendum.

#### Extended Weeknight shopping 10 reasons to vote "NO"

1. WA CURRENTLY HAS MORE REAL COMPETITION AND CHOICE IN RETAILING THAN ANY OTHER STATE - Longer trading hours for the corporate retailers mean **reduced** competition, consumer choice and variety
2. CLOSURE OF WA OWNED BUSINESSES
  - a. Independent retailers (including pharmacies, newsagents, clothing, furniture, electrical and other specialty stores)
  - b. Local suppliers (including primary producers)
  - c. Service providers to the local retail industry
3. INCREASE IN MARKET DOMINANCE BY BIG CORPORATE RETAILERS
4. JOB LOSSES, CASUALISATION AND A DECREASE IN WORKING CONDITIONS
5. LOSS OF SENSE OF COMMUNITY
  - a. Decrease in financial and social support for community and sporting groups
  - b. Rupture of traditionally local supply chain links
6. PROFITS FLOW OUT OF WA!
7. OUR SPORTING COMMUNITY UNDER THREAT
8. ALL WA SMALL BUSINESS ASSOCIATIONS SAY NO!
9. LOSS OF LEISURE/FAMILY TIME
10. LOSS OF REGIONAL EMPLOYMENT AND DAMAGE TO REGIONAL ECONOMIES

#### BACKGROUND

Of course the corporate retail giants want longer trading hours! In other (deregulated) states of Australia they have captured over 80% of the retail market. In WA, it is only 62% and they want the rest! One thing is sure – longer general weeknight trading hours hand a bigger market share to big business at the expense of the independent retailers and the small business community.

This is not just about groceries - this shift equally affects the retail, rural, supply, services, professional and WA value-adding industry sectors.

You are being asked whether you think the proposed changes to trading hours would benefit the WA community. Not only will the community lose in so many ways from longer general trading hours but also, based on the Eastern States experience, the most likely outcome will be **LESS COMPETITION, LESS REAL CHOICE AND LESS CONVENIENCE**.

#### WHO IS DRIVING THIS?

The supporters of big business retailers in trading hours deregulation are the unelected, unaccountable bureaucrats from

the National Competition Council. Between 2001 and 2003 the WA Government undertook an extensive National Competition Policy review of trading hours regulation (which received over 1300 submissions). That review found that extending retail trading hours in Western Australia was **not** in the public interest and would lead to **less**, not **more** competition!

#### WHO WILL BENEFIT?

Extending general Perth retail trading hours to 9 pm every weekday does not mean that people will buy more groceries, or toiletries. It means that the big business retail chains will take a bigger market share because they already have unfair national buying power and deep enough pockets to undercut their competitors in the short term to force them out of business.

#### WHO IS AT RISK?

The deregulation of trading hours will have a major impact on:

- Independent retailers in WA;
- Local suppliers;
- Local professional services;
- Employees in the retail trade industry;
- Consumers;
- Rural and regional economies in WA; and
- Community, sporting, family and leisure activities.

#### Impact on independent or smaller retailers

The deregulation of trading hours will put even more pressure on small business and force many out of the market, eliminating real competition in the process.

There are almost 20,000 small retail trading businesses in Western Australia, which employ around 67,000 Western Australians. Retailing is WA's sixth largest industry sector and contributes around 7 to 8 per cent to our Gross State Product.

In a report to the South Australian Retail Trading Hours Parliamentary Inquiry, it was stated that between 1992 and 1999 – the period in which retail trading hours were deregulated in a number of states – there was a national loss of 14,272 food and grocery businesses (excluding takeaway and liquor stores) (Baker RGV 2002 An Assessment of Extended Trading Hours in South Australia, p34-5)

Deregulation will pave the way for national chain supermarkets to gain even greater market dominance. Monopolies inherently contain within them a capacity for the abuse of market power

#### Abuse of market power

Deregulation will have a considerable social impact on owner/operators of independent retailers, as diminished takings will force them to maintain longer hours to keep up with major retailers. Once the smaller retail traders have been forced out of the market,

The 'Yes' argument continues next page.

The 'No' argument continues next page.

It's best to be involved in the decision process. **Vote Saturday 26 February 2005.**

WAEC0048 LHP/1

Figure 1 - Page 1 of Yes and No Cases placed in The West Australian

### 2005 Referendum Arguments Retail Trading Hours

#### Extended weeknight shopping The 'Yes' argument (continued)

The number of retailers relative to population has remained constant over the past 25 years despite the progressive expansion of shopping hours across the country. ABS data shows that the number of small retailers continued to grow by an annual rate of 2.1% over the period 1983-2001.

Opponents of extended shopping hours argue that more hours will result in a loss of market share by smaller retailers. Again, evidence from other States does not support this. For example, the independent store chain IGA has increased its market share in Victoria by 36% between 2000 and 2003.

There is no reason to expect that the experience of extending shopping hours in the Perth metropolitan region would be any different to the rest of Australia.

No retailers will be forced to open on Sundays or at anytime when they do not wish to be open. Retailers will open where it is in their interest to do so and they wish to meet the demands of their customers. Western Australia's laws protect retailers from being forced to open at particular times.

#### Better customer service

More convenient hours means that shopping will be a less stressful experience for the community in not having to meet the six o'clock curfew, having more time to consider what to buy, shorter checkout queues and more available parking spots thanks to a lower concentration of people shopping at peak times.

More choice and convenience will still allow you to shop at retailers who are now open after hours but will also allow you to shop in stores that can't open because of restricted shopping hours. Giving the community the choice and convenience of being able to shop after 6.00pm on weeknights will not damage the important small business sector, rather it will provide increased opportunities for many small businesses to better meet the needs of their customers. Currently, small business franchisees located in shopping centres and who offer a wide range of value added and home meal replacement products are unfairly locked out of the market after 6.00pm when the centre closes.

When given the opportunity to shop at all retailers who choose to open after normal business hours, consumers will decide for themselves. The only certain thing is that consumers will continue to shop where prices, product, service and location suit them best.

#### Growth in tourism

Tourism is an important industry for Australia. It brings in over \$70 billion a year, \$51 billion from domestic tourism and \$21 billion from international tourists. 14,000 (26%) of all retail jobs are in the tourism sector. One noticeable trend in recent years is that "shopping for pleasure" has become an important activity for both domestic and international visitors.

The Western Australian Tourism Commission has called for trading hours reforms in Western Australia as it believes this will better meet the requirements of visitors to the State. Longer opening hours, both on weeknights and Sundays, will improve Perth's attractiveness as a tourism destination and provide further economic benefits. In Western Australia it is estimated that seven million tourists (local, interstate and international) spend about \$4 billion on their trips to and within Western Australia.

Extended weeknight shopping hours will increase the choice for people who need to shop after business hours, increase the range of products available and ensure that consumers can get the best value

for money. Extended weeknight trading hours will generate more jobs and improve Perth's attractiveness as a destination for domestic and international visitors.

#### A better future for Western Australia

The community benefits from greater choice and convenience and more competition and jobs.

A Gallop Labor Government is committed to implementing the shopping hours decided by the people at this referendum.

If you, your family and friends want or need the freedom to shop at the outlet of your choice on a weeknight, you must vote YES in the referendum.

Only a YES vote to both referendum questions will provide the most benefit to our community.

#### Extended weeknight shopping The 'No' argument (continued)

the national chain supermarkets often decrease their hours, increase their prices, or both. This has already happened in other states.

*"There is also a considerable amount of evidence that the two largest retailers use deregulated trading hours to force closure on smaller retailers and then revert back to 'normal' trading hours."* (Narrogin Chamber of Commerce submission)

The major difference between the Federal and State employment award regimes gives large traders an unfair advantage over many of their business competitors, who are required, under the State Industrial Relations laws, to pay fairer wages.

Coles and Woolworths' ability to expand quickly and massively into non-grocery and general merchandise areas, is of increasing concern to pharmacists and newsagents. One of these companies has already established a pilot pharmacy in one of its Eastern States grocery stores while lobbying the Federal Government to permit it to integrate pharmacy licences into its supermarket operations.

*"Our colleagues in other States inform us that the loss of business can be as high as 20% and this will impact the viability of some pharmacies"*. Harry Zafer, President, WA Branch of the Pharmacy Guild

Coles and Woolworths' market share objectives extend beyond grocery, petrol, newsagency and pharmacy retailing. Together, these companies now control an estimated 50% of the total volume of packed liquor sold in WA through a variety of retail outlets including Liquorland, BWS, Vintage Cellars, Quaffers, etc., threatening the existence of WA's overwhelming locally owned hotels and other independent liquor operators.

Large supermarkets have trade advantages that are not available to small retailers such as the ability to access substantial discounts due to bulk orders.

#### Impact on local suppliers and primary producers

The effect of deregulated trading hours will also have a detrimental effect on local suppliers, including primary producers. Large retailers, because of their buying capacity are able to negotiate with wholesalers for a cheaper price because of the quantity they are purchasing. The purchasing patterns of large retailers to date indicate that the majority of the bulk fresh produce orders are sourced from interstate. This would inevitably result in a significant reduction in demand for locally grown and manufactured goods, which will subsequently lead to a reinforcement or exacerbation of market distortions in both the wholesale and retail market for fresh fruit and vegetables.

*"... I run a distribution business ... employment in our business has and will decrease as a direct result of deregulation. Many of our suppliers ... some smaller West Australian companies will suffer as a direct result of the impact Woolworths and Coles place on them"* (Busselton Retailers Action Group submission to the Review of Retail Trading Hours).

#### Impact on small businesses and local service providers associated with the retail industry

Deregulation will have a major impact on locally owned service providers, such as plumbers, electricians, printers, accountants and many others who provide goods and services to the majority of independent retail traders in WA. National chain supermarkets on the other hand tend to have a policy of centralised purchasing whereby national contracts are used for the supply of goods and services.

*"This leaves little room for small business contractors, smaller 'boutique' suppliers, and self employed professionals to gain work or contracts through the larger retailers. At present, small businesses, including the independent supermarkets, make good use of other small businesses for these services, so any decline in the profitability and/or*

number of small businesses will have a flow on impact on others" (Esperance CCI submission to the Review of Retail Trading Hours).

#### Impact on retail industry employees

The retail industry is the largest employer of labour in Western Australia. By accessing Federal workplace agreements, the large retailers can avoid paying penalty rates for anti social working hours and important time for friends and family (evenings and Sundays).

*"The recent changes in Industrial Relations introduced by the (state) government has virtually guaranteed that employment opportunities for Saturday and Sunday will cease to exist in the small business sector ... the burden of additional hours will fall to proprietors and family members"* (WA Accredited Newsagents Association submission to the Review of Retail Trading Hours).

With many young high school aged people working in the retail industry (and given the relatively poor transport system in Perth), there is good reason to be concerned about their safety when commuting from work to home after 9pm on weekday nights, and the additional burden this places on parents.

#### Impact on consumers

If deregulation of trading hours enables the corporate supermarkets to gain an even greater market share, consumers will inevitably have less choice in relation to retailers and products especially WA produced. With fewer local retail choices and greater distances to travel to shopping centres, those without access to cars will be affected the most. Greater use of cars is neither environmentally or socially sustainable. Those most affected will be the young, the elderly and those on low incomes.

#### Impact on regional WA

Residents and business owners in rural and regional WA are acutely aware of the impact that the deregulation of trading hours in the metropolitan areas will have on their local economies and communities.

*"Many Rural Towns like ours have a small population, and the local businesses rely heavily on residents 'buying local', which is extremely important to sustain the economy of the Town. The introduction of the change will only make the fight for survival of country communities more difficult, and decrease the opportunity for local employment for our children."* (Moorabool Chamber of Commerce submission to the Review of Retail Trading Hours)

#### Impact on community, sporting, family and leisure activities

Over 100 sporting associations, representing around 600,000 athletes throughout WA, are supporting the No and No case. They know that longer weekday trading hours will mean less coaches, umpires and parental participation in weeknight sporting activities. Many employees in the retail industry are also members or coaches of group sports teams which compete and/or train on weekday nights. There is no doubt that extended trading hours on weeknights will lead to a significant reduction in participation in group sports, with consequential health ramifications.

Weeknights from 5.30pm to 10.00pm is a vital time for parents and children. Relationships and families suffer when employees and service providers regularly miss evening meal times at home. Extended trading hours will have a tremendous impact on the amount of quality time parents are able to spend with their children, it will effect the amount of time students will have to study and do their homework, and will seriously erode the scarce time families currently have to nurture their relationships.

Longer general trading hours on weeknights mean less participation in P & Cs, parents and teachers nights, communities associations, bands, dancing classes and cultural and sporting club associations and community volunteering.

It's best to be involved in the decision process. **Vote Saturday 26 February 2005.**

WAECD048 RHP/Z

Figure 2 - Page 2 of Yes and No Cases placed in The West Australian



### 2005 Referendum Arguments Retail Trading Hours

## Question 2: Extended Sunday shopping

Do you believe that the Western Australian community would benefit if trading hours in the Perth Metropolitan Area were extended to allow general retail shops to trade for 6 hours on Sunday?

### The 'Yes' argument

The following argument was presented to the Electoral Commissioner in support of a 'Yes' response to Question 2 in the Retail Trading Hours referendum.

#### Why you should vote "Yes" for Sunday shopping

This referendum question is about how the choice and convenience of Sunday shopping will benefit the community. The community benefits when a majority of people in the community are better off – be it through an improved economy, more jobs, improvements to their lifestyle or having our lifestyle made easier.

The proposal to allow Sunday shopping is a progressive, forward looking approach to meeting the needs of modern families. It is about building a better future and making Western Australia a better place to live.

#### Choice and convenience for shoppers

The community benefits from more choice in where and when to shop at a time that is convenient to everyone. More choice and convenience means that a wider range of goods at more competitive prices will be available at a time convenient to busy people, at the same time creating increased employment opportunities for our young people and others in the community.

Consumers who want or need to shop on a Sunday at a general retail shop, larger supermarket or department store, in a location convenient to where they live, are prevented from doing so by the restrictions. This denies them choice. More convenience and choice means that in many cases retailers and major shopping centres closer to where you live will be open on Sundays.

For many people, shopping is an important recreational and pleasurable activity. Our shopping centres are often the hubs of our communities, where people meet to relax and socialise. Allowing these facilities to open will better meet both the social and the shopping needs of our community.

Many family members have work, sporting or other commitments on Saturdays and the option of Sunday shopping will provide more choice and convenience for families and others in the community, who have difficulty fitting shopping into their busy schedules. Those who wish to keep Sunday as a time for the family or the pursuit of other leisure, social or religious activities will still be able to choose to do so.

Allowing Sunday shopping acknowledges the reality of the modern world we live in, with continually changing work patterns and the increasing numbers of busy, two income families.

There is no evidence that extending shopping hours will adversely impact community participation in sporting activities. The 1994 statutory review of the Retail Trading Hours Act, using data from the WA Ministry of Sport and Recreation, found that sport participation rates had actually increased following the introduction of Saturday afternoon trading. It was found that the level of registered sports participation in Western Australia had grown from 226 persons per 1000 in 1984 to 372 persons per 1000 in 1993, five years after the extension of Saturday afternoon shopping.

#### More jobs and employment opportunities

Extending Sunday shopping hours will bring greater choice and convenience to the thousands of young West Australians who look to the retail sector for part-time and casual employment opportunities. This includes people who are still at school, at university and/or are actively involved in sporting activities or other recreational pursuits.

Sunday shopping will make Perth more attractive to tourists. Tourism is a major driver of our economy. Tourism creates thousands of jobs, provides facilities and contributes to our lifestyle.

Extending Sunday shopping hours will bring significant community benefits through the creation of part-time jobs for those whose lifestyle or family responsibilities mean they cannot work normal hours, as well as for young people seeking their first work experience and older workers using part-time employment as a transition to retirement. Woolworths Ltd estimates that it would employ over 1000 additional employees and Coles Myer Ltd another 600 full time equivalent jobs if their businesses were able to open on weeknights and Sundays in the Perth metropolitan region.

The economic benefit to the community from an increase in employment opportunities is not limited to more jobs in retail. Evidence from the rest of Australia and overseas shows that extended shopping hours and the increased economic activity that accompanies it leads to more jobs across the economy.

There is no evidence that this increase in jobs will be offset by a decline in the number of people employed by the small businesses currently trading seven days a week. Since shopping hours were extended in Tasmania in December 2002, Australian Bureau of Statistics (ABS) data shows that total employment in the Tasmanian retail trade industry has increased by 2.5%.

In other States where shopping hours have been extended, ABS data shows that the number of people employed by small retail businesses in New South Wales increased by an average of 1.5 per cent each year over the five years to 2000-01, while in Victoria employment by small retailers increased by an average of 3.4 per cent per year. Nationally, employment by small retailers increased by an average of 1.9 percent each year over the five years to 2000-01.

Evidence from other States indicates that the number of retailers relative to population has remained constant over the past 25 years despite the progressive expansion of shopping hours across the country. ABS data shows that the number of small retailers continued to grow by an annual rate of 2.1% over the period 1983-2001.

Opponents of extended shopping hours argue that more hours will result in a loss of market share by smaller retailers. Again, evidence from other States does not support this. For example, the independent store chain IGA has increased its market share in Victoria by 36% between 2000 and 2003.

The 'Yes' argument continues next page.

### The 'No' argument

The following argument was presented to the Electoral Commissioner in support of a 'No' response to Question 2 in the Retail Trading Hours referendum.

#### Extended Sunday shopping

##### 10 reasons to vote "NO"

1. WA CURRENTLY HAS MORE REAL COMPETITION AND CHOICE IN RETAILING THAN ANY OTHER STATE - Longer trading hours for the corporate retailers mean reduced competition, consumer choice and variety
2. CLOSURE OF WA OWNED BUSINESSES
  - a. Independent retailers (including pharmacies, newsagents, clothing, furniture, electrical and other specialty stores)
  - b. Local suppliers (including primary producers)
  - c. Service providers to the local retail industry
3. INCREASE IN MARKET DOMINANCE BY BIG CORPORATE RETAILERS
4. JOB LOSSES, CASUALISATION AND DECREASE IN WORKING CONDITIONS
5. LOSS OF SENSE OF COMMUNITY
  - a. Decrease in financial and social support for community and sporting groups
  - b. Rupture of traditionally local supply chain links
6. PROFITS FLOW OUT OF WA!
7. OUR SPORTING COMMUNITY UNDER THREAT
8. ALL WA SMALL BUSINESS ASSOCIATIONS SAY NO!
9. LOSS OF LEISURE/FAMILY TIME
10. LOSS OF REGIONAL EMPLOYMENT AND DAMAGE TO REGIONAL ECONOMIES

#### BACKGROUND

Of course the corporate retail giants want longer trading hours! In other (deregulated) states of Australia they have captured over 80% of the retail market. In WA, it is only 62% and they want the rest! One thing is sure – allowing the corporate retailers to trade on Sundays hands a bigger market share to big business at the expense of the independent retailers and the small business community.

This is not just about groceries - this shift equally affects the retail, rural, supply, services, professional and WA value-adding industry sectors.

You are being asked whether you think the proposed changes to trading hours would benefit the WA community. Not only will the community lose in so many ways from longer general trading hours but, based on the Eastern States experience, the most likely outcome will be **LESS COMPETITION, LESS REAL CHOICE and LESS CONVENIENCE.**

#### WHO IS DRIVING THIS?

The supporters of big business retailers in trading hours deregulation are the unelected, unaccountable bureaucrats from the National Competition Council. Between 2001 and 2003 the WA Government undertook an extensive National Competition Policy review of trading hours regulation (which received over 1300 submissions). That review found that extending retail trading hours in Western Australia was not in the public interest and would lead to **less, not more** competition!

#### WHO WILL BENEFIT?

Deregulating to allow corporate retailers to trade on Sundays does not mean that people will buy more groceries, or toiletries. It means that the big business retailer chains will take a bigger market share because they already have unfair national buying power and deep enough pockets to undercut their competitors to force them out of business.

#### WHO IS AT RISK?

The deregulation of trading hours will have a major impact on:

- Independent retailers in WA;
- Local suppliers;
- Local professional services;
- Employees in the retail trade industry;
- Consumers;
- Rural and regional economies in WA; and
- Community, sporting, family and leisure activities.

#### Impact on independent or smaller traders

Deregulation poses a serious threat to the very important economic and social value of a viable and thriving independent retail sector.

#### Predatory pricing.

When the Keating Labor Government introduced National Competition Policy in 1995, they failed to include a set of rules which would protect smaller traders from predatory conduct of large supermarket chains. This predatory behaviour includes under-pricing goods and services for a short time so as to draw 100% of the market share. Only large corporations have the capacity to carry out this practice, sometimes selling products below cost price for short periods. As a result many small businesses, such as our local convenience stores, chemists, butchers, fuel retailers and newsagents have been forced to close down because they can't compete against such unconscionable conduct by larger operators. When this happens the public has NO CHOICE but to shop at large supermarkets.

*"A move to Sunday trading will be an enormous labour cost burden to specialty store owners already struggling with skyrocketing rents". Martin Dempsey, CEO, WA Retailers Association, November 2004*

Eastern states' experience of deregulated trading hours strongly indicates that any swing in retail marketshare would be decidedly in favour of the major corporate retailers with resultant and devastating effects on both the independent retail sector, and thousands of smaller independent primary, secondary and tertiary sector businesses.

Following the deregulation of retail trading hours in Victoria, the Masters Grocers Association surveyed its members in 1997. It discovered that independent retailers had lost up to 70 percent of their Sunday trade. In Tasmania, where seven-day trading was introduced in December 2002, the Tasmanian Small Business Council found that small retailers had sales losses ranging from 30 to 85 percent on Sundays and weekly turnover drops of up to 50 percent. Research by the Queensland Retail Traders and Shopkeepers Association revealed that the introduction of seven-day trading

The 'No' argument continues next page.

It's best to be involved in the decision process. **Vote Saturday 26 February 2005.**

WAEC0048 LHP/3

Figure 3 - Page 3 of Yes and No Cases placed in The West Australian

### 2005 Referendum Arguments Retail Trading Hours

#### Extended Sunday shopping

##### The 'Yes' argument (continued)

There is no reason to expect the experience of Sunday trading in the Perth metropolitan region to be any different to the rest of Australia.

#### A stronger economy

More convenient shopping hours and more choice of goods and outlets will make all retailers better able to compete for disposable income. It is sometimes wrongly argued that consumers only have so much disposable income to spend, and that extending retail trading hours will simply mean that the same amount of money is spent but over a longer period. Other parts of Australia that have implemented extended shopping hours have experienced higher retail sales. Australian Bureau of Statistics data shows that retail sales growth in Western Australia has lagged behind the rest of Australia in recent years despite the state's booming economy and population growth.

Western Australian retail turnover has increased by an average of 5.8 per cent each year over the past five years. This is the lowest rate of growth of all states and well below the national average growth rate of 6.9 per cent.

#### A fairer marketplace

At the same time as the current Sunday shopping restrictions deny choice and convenience to the broader community so do they unfairly discriminate between retailers.

Western Australia's retail trading hours regulations, as they apply to the Perth metropolitan region, unfairly discriminate between retailers. The laws prevent general retail shops and larger outlets from opening on a Sunday, unless located in either of the Perth CBD or Fremantle tourism precincts, but allow some small businesses and larger specialty outlets, such as hardware stores, garden nurseries, pharmacies and bookstores, to open seven days a week.

As shop owners pay rent seven days a week, why shouldn't they be given the choice as to whether they can open weeknights and Sundays? It's their business and livelihood.

It is unfair that some businesses can trade whilst others are forced to remain shut.

It is unfair that a retailer can open in the Perth or Fremantle central business districts whilst a Harvey Norman franchisee in Osborne Park cannot.

It is unfair that a large hardware store can open anywhere in the Perth metropolitan region whilst a variety store selling the same products cannot.

It is unfair that a retailer with three or less outlets can apply to open but one with four cannot.

It is unfair that a store with ten or less staff working can apply to open but one with eleven cannot.

Around 2000 small businesses in Western Australia are presently held back from increasing their sales and generating more jobs, simply because they are located in shopping centres in the Perth metropolitan region and are therefore unable to open on Sundays.

In fact, the major opponents of extended shopping hours are those who are already able to open 7 days a week, but do not want other retailers to be able to do likewise.

No retailers will be forced to open on Sundays or at anytime when they do not wish to be open. Retailers will open where it is in their interest to do so and

they wish to meet the demands of their customers. Western Australia's laws protect retailers from being forced to open at particular times.

#### Community benefit

Perth does have the population to support Sunday shopping. In terms of population and retail market size, Tasmania and South Australia are both smaller than Western Australia. The fact that these two states have benefited from Sunday shopping without suffering undue consequences suggests that Perth's experience will be no different.

It is now nearly 20 years since ER Kelly said in his 1986 report to the "Western Australian Government Inquiry into Retail Trading Hours in Western Australia"

*"It appeared to me that such a law [restricting Sunday shopping] could only be justified if it demonstrably saved the community from some serious and clearly perceived harm, or conferred some almost universally approved benefit."*

*At the end of the Inquiry I am satisfied that the present law in Western Australia serves none of these purposes. It gives an advantage to some retailers over others; it protects some retailers from competition from other retailers. It creates obstacles to competition in an area in which the community is best served by competition."*

#### A better future for Western Australia

The community benefits from greater choice and convenience and more competition and jobs.

A Gallop Labor Government is committed to implementing the shopping hours decided by the people at this referendum.

If you, your family and friends want or need the freedom to shop at the outlet of your choice on a Sunday, you must vote YES in the referendum.

**Only a YES vote to both referendum questions will provide the most benefit to our community.**

#### Extended Sunday shopping

##### The 'No' argument (continued)

in Queensland in 2002 resulted in many independent retailers losing up to 50% of their Sunday trade with overall sales losses of up to 60%.

#### Impact on local suppliers and primary producers

The independent retail sector is responsible for purchases of locally manufactured and grown products with an estimated value of more than \$500 million per year with between 80 percent and 100 percent of produce sold by independent retailers, grown or produced in Western Australia.

Independent WA retailers' support of the local milk industry has definitely helped to keep the current 3 dairies viable here.

#### Impact on small businesses and local service providers associated with the retail industry

Major supermarkets have targeted their product range to compete with a substantial number of small businesses (butchers, bakers and newsagents) that usually operate in traditional shopping precincts.

*"As predominately family run businesses, newsagents will have significant family time eroded and will certainly lose market share if deregulation of trading hours occurs".* Richard Hatch, Newsagents Federation of Australia (WA Branch)

There are hundreds of specialist service and trade supplier businesses, which rely in whole or part on the viability of a healthy independent retail sector. A shift in marketshare to the major chains will severely impact on the prospects of hundreds of businesses in the service sector. In the case of existing small businesses, supermarkets are the primary anchor tenant and therefore, the major consumer drawcards for most shopping centres. Losses in marketshare by independent retailers, who are, in most instances, located in smaller suburban centres, will directly impact on the viability of small shopping centres themselves.

#### Impact on retail industry employees

The 2004 Small Business Development Corporation's survey shows that the independent retail sector continues to outgrow the majors in employment growth. Western Australia's regulated retail trading hours regime has played an important role in making WA a leader in retail job creation. The long term result of deregulation of trading hours will be fewer employment and training opportunities for retail employees, especially young people due to the demise of small businesses, where service and labour intensive employment exists. "Family friendly" employment will be reduced resulting from the new arrangements which lead to greater neglect of children when families work.

#### Impact on regional WA

Retailers in centres within a 3 hour radius of Perth will be hit hard by extended trading hours on Sundays. The Narrogin Chamber of Commerce and Industry's member survey on this issue revealed that the majority of the small retailers in Narrogin "believe it would be detrimental to their businesses, and to our community to deregulate" (Narrogin Chamber of Commerce and Industry submission to the Review of Retail Trading Hours).

*"The Moora Chamber of Commerce claim that ... (deregulation) ... would have very adverse effects on Rural Country Towns within close proximity to Perth. The extended trading hours would provide a huge incentive for Country residents to consider weekend shopping and social excursions to Perth and the Metro area, which in turn would have a very detrimental effect on the local economy at*

*the expense of country retailers"* (Moora Chamber of Commerce submission to the Review of Retail Trading Hours)

The "domino" effect of Coles and Woolworths moving into the regional retail sector is far more than theoretical when we consider the impact on independent grocers of open-slasher trading hours in the North-West of WA:

*"In many shopping centres in the north west there are large numbers of vacant shops, which were being run in a very effective manner and in a vibrant way by many small businesspeople in the Pilbara ... when the major traders such as Coles and Kmart were operating in a regulated framework, small businesses - delicatessens and others - were trading on the weekends. I am referring to fishing and tackle shops and those sorts of businesses. When the market became unregulated, the big players such as Coles, Woolworths and Kmart went to 24-hour trading in some cases. After that, a complete reversal occurred. In one location Kmart started getting into many of the aspects that the small businesses were dealing in. Because it was able to operate on a 24-hour basis or an extended basis, it cornered the market."*

- Robin Chapple MLC, Member for the Mining and Pastoral Region, Parliamentary Debate, 23/11/04

#### Impact on community, sporting, family and leisure activities

Deregulated trading hours will have direct and indirect harmful effects on both individuals and community organisations, such as sporting, social and religious bodies, all of which play a vital role in maintaining the social fabric in our metropolitan and regional communities.

It may lead to many adverse social consequences, including reduced recreational opportunities for young people and an impact on religious and community activities.

It will have a major impact on Sunday Markets such as the Fremantle, Subiaco, Midland and Wanneroo markets, Arts and Community Festivals (such as the Fremantle Festival) and the Perth and Fremantle tourism precincts.

Fundraising ventures such as swapmeets, fetes and fairs which are traditionally held on Sundays by community and school groups will be significantly affected by Sunday trading.

Sunday is a critical participation day for athletes and sporting officials/supporters alike. The WA Sports Federation is strongly opposing the proposed new trading hours, which will affect over 600,000 registered athletes across all sports in WA.

Sunday trading will pose significant issues for the existing supply companies who don't ordinarily deliver, on Sundays. Extended trading hours will mean that they will have to totally alter their operations for no extra reward.

It's best to be involved in the decision process. **Vote Saturday 26 February 2005.**

WAEC048 RHP/4

Figure 4 - Page 4 of Yes and No Cases placed in The West Australian

## Enrolment

The same State electoral roll is used for referenda as for State general elections. The *Electoral Act 1907* requires that electoral rolls be maintained for each Legislative Council region and each Legislative Assembly district.

While a separate State roll is maintained, a joint enrolment arrangement exists between the Western Australian and Commonwealth Governments. This means that electors need only complete one enrolment form to be included on the Commonwealth, State and local government electoral rolls. Enrolment eligibility requirements between the three levels of government do vary, however, and their respective electoral boundaries do not necessarily correspond.

Enrolment on the State electoral roll is compulsory for all eligible Western Australians. This means that attendance at a polling place to lodge a vote in the referendum was mandatory for all those enrolled at the close of rolls on 31 January 2005.

The number of electors enrolled at the close of rolls for the election and referendum was 1,259,262. Appendix 5 shows the number of electors in each district and region, along with returning officer, area and polling place numbers.

Further information on enrolment for the 2005 State general election and referendum is contained in the *2005 Western Australian State General Election: Election Report*.

## Polling

### Polling Arrangements

Since voters lodged their referendum votes at the same time as voting in the State general election, arrangements to take referendum votes were encompassed in election planning. Apart from the design and production of referendum ballot papers, very little extra planning was required to allow for referendum polling.

General information on polling places, polling place staffing, and electoral rolls used in polling places can be found in the *2005 Western Australian State General Election: Election Report*.

### Ballot Paper Design and Production

The aspects of polling arrangements requiring more extensive preparation were the design and production of ballot papers and the formality guide, which detailed the criteria under which referendum ballot papers would be regarded as formal votes.

The number of required referendum ballot papers was calculated using anticipated voter turnout, which had previously been determined for the State general election. Unlike election ballot papers which need to be particular to each district and region, referendum ballot papers were the same throughout the State.

Approximately 1.7 million referendum ballot papers were produced by the printer selected in October 2004 by the Commission to produce all election ballot papers. Production of the referendum ballot papers was completed by the last week in January 2005, ready for inclusion into early voting packages for despatch on Sunday 6 February 2005. Remaining ballot papers were distributed to returning officers with Legislative Council and Legislative Assembly ballot papers.

Ballot papers were designed in accordance with the relevant legislation and a pale green colour was chosen to differentiate referendum ballot papers from white Legislative Assembly ballot papers and pink Legislative Council ballot papers. This differentiation made it easier for electors on polling day and for polling place staff separating ballot papers for counting at the close of polling.

### Formality of Ballot Papers

Section 43 of the *Retail Trading Hours Act 1987* required that for this referendum

electors were to answer the referendum questions by writing either 'Yes' or 'No' in the box provided underneath the question on the ballot paper. The following two questions had to be answered in this manner:

***Question 1 - Extended week night shopping***

*Do you believe that the Western Australian community would benefit if trading hours in the Perth Metropolitan Area were extended to allow general retail shops to trade until 9 pm Monday to Friday?*

***Question 2 - Extended Sunday shopping***

*Do you believe that the Western Australian community would benefit if trading hours in the Perth Metropolitan Area were extended to allow general retail shops to trade for 6 hours on Sunday?*

A sample of the ballot paper proscribed by the *Referendums Regulations 1984* is reproduced in Appendix 4.

However, section 24(2) of the *Referendums Act 1983*, which also applied to the referendum, gives electors a statutory right to adopt any method of marking the ballot paper provided the elector's intention is clear.

For this referendum, this meant that responses other than 'Yes' or 'No' could still be regarded as formal, provided that they clearly indicated the voter's intention and effect was given to that intention.

At the 1992 referendum on daylight saving, some debate took place during the time leading up to the poll as to the possibility of answering the question with either a tick (✓) or a cross (X). Legal advice given to the Commission indicated that due to the construction of the question, a tick was an unmistakeable intention of voting 'Yes' whereas a cross was ambiguous, as it may signify 'No' or it could signify choice. This

legal advice also clarified several other types of formal and informal responses.

The formality advice given to returning officers for the 2005 referendum was modelled on the legal advice obtained in 1992. The *2005 Referendum Formality Guide* is reproduced in Appendix. 3. A survey of all informal votes was carried out by returning officers and forwarded to the Commission for analysis.

The results of this survey begin on page 150 and show that the most significant reason for informality was electors not marking their ballot papers. This constituted a large proportion of informal ballot papers: 79% for Question 1 and 88% for Question 2. This is a change from the 1992 Daylight Saving Referendum, in which the most significant reason for informality was electors marking the instructions rather than the box at the bottom of the ballot paper (47% of 1992 informal ballot papers fell into this category).

Also in comparison with the 1992 referendum, which recorded a State-wide informal rate of 1.03%, the 2005 referendum demonstrates considerable increase in the *relative* rate of informality. Question 1 doubled the rate of informality recorded in 1992, while Question 2 almost trebled this rate. This was likely due to the nature of the 2005 referendum questions, which had reduced relevance outside the metropolitan area.

However, the overall number of informal votes is still relatively small, with the largest number for both referendum questions being recorded in the Mining and Pastoral Region. Question 1 recorded an informal rate of 3.89% for the region, while Question 2 recorded a rate of 4.98%. The lowest informal rate for Question 1 was recorded in the North Metropolitan Region (1.78%), whilst for Question 2 it was recorded in the East Metropolitan Region (2.64%).

Table 4 shows that the rate of informal votes was consistently higher for the second



referendum question, with an overall 2.05% for Question 1 and 2.98% for Question 2.

## Methods of Voting

In addition to attending a polling place on polling day, several other methods of voting were offered by the Commission to eligible voters. These alternative methods enabled voters to also lodge a referendum ballot in the same manner as election ballots. Alternative methods of voting offered by the Commission were:

- early voting (in person);
- early voting (by post);
- drive-in polling places; and
- mobile polling at declared special institutions and remote areas.

Numbers of special institutions and remote areas in their respective districts appear in Appendix 5.

Further information on these types of voting can be found in the *2005 Western Australian State General Election: Election Report*.

## Results

Polling closed at 6.00 pm on 26 February 2005, and counting of ballots commenced immediately at each polling place. Referendum ballots were counted after the primary count and notional distribution for the Legislative Assembly and the primary count for the Legislative Council.

Results for both referendum questions were collated by returning officers from their respective polling places, and transmitted to the central tally room, located at the new ABC building in East Perth. Results were then displayed by district on one of the four projection screens at the tally room.

Results were also posted on the [www.electionswa.com](http://www.electionswa.com) website and the Commission's corporate website at [www.waec.wa.gov.au](http://www.waec.wa.gov.au). Further information on

the results system can be found in the *2005 Western Australian State General Election: Election Report*.

Both proposals covered by the two referenda were defeated by the voters of Western Australia, who chose to retain the existing provisions regarding retail trading hours. Table 4 below summarises the outcome of the two questions and shows that more voters were against Sunday trading (Question 2) than weeknight trading (Question 1).

**Table 4 Statewide Results**

		Yes	No	Informal	Total Votes
Question 1	%	40.49	57.46	2.05	100
	No. of votes	457,183	648,860	23,158	1,129,201
Question 2	%	37.46	59.56	2.98	100
	No. of votes	422,942	672,478	33,644	1,129,064

The following section of this report contains statistics for each district and polling place, as well as results calculated on a regional level. Also included is an informal voting analysis.

## Return of the Writs and Statement of Result

Section 30 of the *Referendums Act 1983* requires the Electoral Commissioner to endorse on the original writ(s) a statement showing as regards each district and as regards the whole State:

- the number of votes marked, respectively, in each of the authorised manners; and
- the number of ballot papers rejected as informal.

The Electoral Commissioner's signed statement is then returned to the Governor. A copy of the statement is also required to be

published in the *Government Gazette* and the publication of the statement is considered to be conclusive evidence of the result of the referendum.

As there were effectively two referenda on this occasion, two writs needed to be returned to the Governor. The Acting Electoral Commissioner, Warwick Gately, signed the statements indicating the final results of the two referenda on 5 April 2005 and returned these, together with the writs, to His Excellency Lieutenant General John Sanderson AC, Governor of Western Australia. Copies of these writs appear in Appendices 1 and 2.

The statement of result for each referendum question was published in the *Government Gazette* No. 54 on 8 April 2005.

The final results by district comprising this statement of result are shown on pages 18 to 21.

# RESULTS

## Final Results by District

### Question 1

Electoral District	Question 1 Votes Marked Yes	Question 1 Votes Marked No	Question 1 Ballot Papers Rejected as Informal	Question 1 Total Votes
Albany	4,861	8,104	376	13,341
Alfred Cove	10,222	15,291	255	25,768
Armadale	9,441	15,485	415	25,341
Avon	3,940	8,065	244	12,249
Balcatta	10,437	14,296	870	25,603
Ballajura	10,707	13,699	523	24,929
Bassendean	10,049	13,675	612	24,336
Belmont	10,153	13,692	425	24,270
Bunbury	4,757	8,217	375	13,349
Capel	4,925	8,534	386	13,845
Carine	10,242	14,987	300	25,529
Central Kimberley-Pilbara	5,009	3,624	463	9,096
Churchlands	10,554	14,265	236	25,055
Cockburn	10,474	13,255	600	24,329
Collie-Wellington	5,072	8,678	490	14,240
Cottesloe	10,776	13,974	255	25,005
Darling Range	9,375	17,362	348	27,085
Dawesville	4,925	8,732	196	13,853
Fremantle	9,004	13,640	1,057	23,701
Geraldton	3,503	8,631	318	12,452
Girrawheen	9,899	12,348	943	23,190
Greenough	3,160	8,347	244	11,751
Hillarys	10,676	15,022	297	25,995
Joondalup	9,626	13,770	327	23,723
Kalgoorlie	4,717	5,969	259	10,945
Kenwick	9,662	14,086	551	24,299
Kimberley	4,564	3,997	548	9,109
Kingsley	10,123	15,681	295	26,099
Leschenault	4,780	7,397	259	12,436



Electoral District	Question 1 Votes Marked Yes	Question 1 Votes Marked No	Question 1 Ballot Papers Rejected as Informal	Question 1 Total Votes
Mandurah	5,213	7,616	334	13,163
Maylands	11,012	13,440	526	24,978
Merredin	3,425	8,834	290	12,549
Midland	9,126	14,244	460	23,830
Mindarie	10,378	11,679	320	22,377
Moore	4,115	7,811	215	12,141
Murchison-Eyre	5,130	4,944	419	10,493
Murdoch	11,008	14,749	271	26,028
Murray	4,978	7,984	289	13,251
Nedlands	11,748	13,677	279	25,704
North West Coastal	5,291	5,998	305	11,594
Peel	11,775	11,481	340	23,596
Perth	12,076	11,659	545	24,280
Riverton	10,828	14,800	382	26,010
Rockingham	10,052	13,108	499	23,659
Roe	3,378	8,476	233	12,087
Serpentine-Jarrahdale	11,125	14,204	331	25,660
South Perth	11,633	13,097	329	25,059
Southern River	10,257	13,785	474	24,516
Stirling	4,313	8,494	286	13,093
Swan Hills	9,682	14,888	322	24,892
Vasse	4,629	7,940	316	12,885
Victoria Park	10,559	11,803	495	22,857
Wagin	3,288	8,786	289	12,363
Wanneroo	12,289	15,912	466	28,667
Warren-Blackwood	4,919	8,939	353	14,211
Willagee	8,773	13,449	708	22,930
Yokine	10,550	14,240	615	25,405
<b>Whole State</b>	<b>457,183</b>	<b>648,860</b>	<b>23,158</b>	<b>1,129,201</b>

## Question 2

Electoral District	Question 2 Votes Marked Yes	Question 2 Votes Marked No	Question 2 Ballot Papers Rejected as Informal	Question 2 Total Votes
Albany	4,648	8,155	538	13,341
Alfred Cove	9,544	15,749	475	25,768
Armadale	8,742	15,998	604	25,344
Avon	3,665	8,226	358	12,249
Balcatta	9,007	15,223	1,373	25,603
Ballajura	9,557	14,498	874	24,929
Bassendean	9,154	14,396	786	24,336
Belmont	8,886	14,681	703	24,270
Bunbury	4,460	8,394	495	13,349
Capel	4,866	8,506	476	13,848
Carine	9,023	16,037	442	25,502
Central Kimberley-Pilbara	5,085	3,413	598	9,096
Churchlands	9,557	15,097	394	25,048
Cockburn	9,969	13,505	855	24,329
Collie-Wellington	4,938	8,587	715	14,240
Cottesloe	9,797	14,785	423	25,005
Darling Range	8,423	18,143	519	27,085
Dawesville	5,082	8,423	330	13,835
Fremantle	8,318	14,130	1,253	23,701
Geraldton	3,280	8,708	461	12,449
Girrawheen	8,784	13,272	1,134	23,190
Greenough	2,987	8,431	333	11,751
Hillarys	9,487	16,097	408	25,992
Joondalup	8,863	14,370	490	23,723
Kalgoorlie	4,763	5,880	302	10,945
Kenwick	8,754	14,713	832	24,299
Kimberley	4,373	4,036	700	9,109
Kingsley	9,068	16,580	451	26,099
Leschenault	4,754	7,383	299	12,436
Mandurah	5,299	7,307	557	13,163

Electoral District	Question 2 Votes Marked Yes	Question 2 Votes Marked No	Question 2 Ballot Papers Rejected as Informal	Question 2 Total Votes
Maylands	9,929	14,224	825	24,978
Merredin	3,252	8,896	404	12,552
Midland	7,927	15,269	634	23,830
Mindarie	9,758	12,179	440	22,377
Moore	3,935	7,867	339	12,141
Murchison-Eyre	4,921	5,039	533	10,493
Murdoch	9,835	15,741	452	26,028
Murray	5,476	7,302	447	13,225
Nedlands	10,948	14,350	378	25,676
North West Coastal	5,549	5,628	417	11,594
Peel	11,571	11,475	550	23,596
Perth	10,851	12,579	847	24,277
Riverton	9,560	15,883	567	26,010
Rockingham	10,009	12,806	844	23,659
Roe	3,122	8,603	366	12,091
Serpentine-Jarrahdale	10,163	15,041	456	25,660
South Perth	10,553	13,973	533	25,059
Southern River	9,204	14,654	658	24,516
Stirling	4,166	8,538	356	13,060
Swan Hills	8,593	15,785	505	24,883
Vasse	4,754	7,646	485	12,885
Victoria Park	9,389	12,735	734	22,858
Wagin	3,029	8,956	378	12,363
Wanneroo	11,130	16,766	773	28,669
Warren-Blackwood	4,710	8,971	530	14,211
Willagee	8,083	13,795	1,052	22,930
Yokine	9,392	15,054	963	25,409
<b>Whole State</b>	<b>422,942</b>	<b>672,478</b>	<b>33,644</b>	<b>1,129,064</b>

## Regional Results: Metropolitan — Question 1

### East Metropolitan Region

District	Yes	No	Total Valid Votes	Informal Votes	Total Votes	% of Yes Votes to Total Valid Votes	% of No Votes to Total Valid Votes
Armadale	9,441	15,485	24,926	415	25,341	37.88%	62.12%
Ballajura	10,707	13,699	24,406	523	24,929	43.87%	56.13%
Bassendean	10,049	13,675	23,724	612	24,336	42.36%	57.64%
Belmont	10,153	13,692	23,845	425	24,270	42.58%	57.42%
Darling Range	9,375	17,362	26,737	348	27,085	35.06%	64.94%
Kenwick	9,662	14,086	23,748	551	24,299	40.69%	59.31%
Midland	9,126	14,244	23,370	460	23,830	39.05%	60.95%
Serpentine-Jarrahdale	11,125	14,204	25,329	331	25,660	43.92%	56.08%
Southern River	10,257	13,785	24,042	474	24,516	42.66%	57.34%
Swan Hills	9,682	14,888	24,570	322	24,892	39.41%	60.59%
<b>Total</b>	<b>99,577</b>	<b>145,120</b>	<b>244,697</b>	<b>4,461</b>	<b>224,478</b>	<b>40.69%</b>	<b>59.31%</b>

### North Metropolitan Region

District	Yes	No	Total Valid Votes	Informal Votes	Total Votes	% of Yes Votes to Total Valid Votes	% of No Votes to Total Valid Votes
Balcatta	10,437	14,296	24,733	870	25,603	42.20%	57.80%
Carine	10,242	14,987	25,229	300	25,529	40.60%	59.40%
Churchlands	10,554	14,265	24,819	236	25,055	42.52%	57.48%
Cottesloe	10,776	13,974	24,750	255	25,005	43.54%	56.46%
Girrawheen	9,899	12,348	22,247	943	23,190	44.50%	55.50%
Hillarys	10,676	15,022	25,698	297	25,995	41.54%	58.46%
Joondalup	9,626	13,770	23,396	327	23,723	41.14%	58.86%
Kingsley	10,123	15,681	25,804	295	26,099	39.23%	60.77%
Maylands	11,012	13,440	24,452	526	24,978	45.04%	54.96%
Mindarie	10,378	11,679	22,057	320	22,377	47.05%	52.95%
Nedlands	11,748	13,677	25,425	279	25,704	46.21%	53.79%
Perth	12,076	11,659	23,735	545	24,280	50.88%	49.12%
Wanneroo	12,289	15,912	28,201	466	28,667	43.58%	56.42%
Yokine	10,550	14,240	24,790	615	25,405	42.56%	57.44%
<b>Total</b>	<b>150,386</b>	<b>194,950</b>	<b>345,336</b>	<b>6,274</b>	<b>351,610</b>	<b>43.55%</b>	<b>56.45%</b>

### South Metropolitan Region

District	Yes	No	Total Valid Votes	Informal Votes	Total Votes	% of Yes Votes to Total Valid Votes	% of No Votes to Total Valid Votes
Alfred Cove	10,222	15,291	25,513	255	25,768	40.07%	59.93%
Cockburn	10,474	13,255	23,729	600	24,329	44.14%	55.86%
Fremantle	9,004	13,640	22,644	1,057	23,701	39.76%	60.24%
Murdoch	11,008	14,749	25,757	271	26,028	42.74%	57.26%
Peel	11,775	11,481	23,256	340	23,596	50.63%	49.37%
Riverton	10,828	14,800	25,628	382	26,010	42.25%	57.75%
Rockingham	10,052	13,108	23,160	499	23,659	43.40%	56.60%
South Perth	11,633	13,097	24,730	329	25,059	47.04%	52.96%
Victoria Park	10,559	11,803	22,362	495	22,857	47.22%	52.78%
Willagee	8,773	13,449	22,222	708	22,930	39.48%	60.52%
<b>Total</b>	<b>104,328</b>	<b>134,673</b>	<b>239,001</b>	<b>4,936</b>	<b>243,937</b>	<b>43.65%</b>	<b>56.35%</b>

## Regional Results: Country — Question 1

Agricultural Region							
District	Yes	No	Total Valid Votes	Informal Votes	Total Votes	% of Yes Votes to Total Valid Votes	% of No Votes to Total Valid Votes
Avon	3,940	8,065	12,005	244	12,249	32.82%	67.18%
Geraldton	3,503	8,631	12,134	318	12,452	28.87%	71.13%
Greenough	3,160	8,347	11,507	244	11,751	27.46%	72.54%
Merredin	3,425	8,834	12,259	290	12,549	27.94%	72.06%
Moore	4,115	7,811	11,926	215	12,141	34.50%	65.50%
Roe	3,378	8,476	11,854	233	12,087	28.50%	71.50%
Wagin	3,288	8,786	12,074	289	12,363	27.23%	72.77%
<b>Total</b>	<b>24,629</b>	<b>59,006</b>	<b>83,635</b>	<b>1,957</b>	<b>85,592</b>	<b>29.45%</b>	<b>70.55%</b>

Mining and Pastoral Region							
District	Yes	No	Total Valid Votes	Informal Votes	Total Votes	% of Yes Votes to Total Valid Votes	% of No Votes to Total Valid Votes
Central Kimberley-Pilbara	5,009	3,624	8,633	463	9,096	58.02%	41.98%
Kalgoorlie	4,717	5,969	10,686	259	10,945	44.14%	55.86%
Kimberley	4,564	3,997	8,561	548	9,109	53.31%	46.69%
Murchison-Eyre	5,130	4,944	10,074	419	10,493	50.92%	49.08%
North West Coastal	5,291	5,998	11,289	305	11,594	46.87%	53.13%
<b>Total</b>	<b>24,711</b>	<b>24,532</b>	<b>49,243</b>	<b>1,994</b>	<b>51,237</b>	<b>50.18%</b>	<b>49.82%</b>

South West Region							
District	Yes	No	Total Valid Votes	Informal Votes	Total Votes	% of Yes Votes to Total Valid Votes	% of No Votes to Total Valid Votes
Albany	4,861	8,104	12,965	376	13,341	37.49%	62.51%
Bunbury	4,757	8,217	12,974	375	13,349	36.67%	63.33%
Capel	4,925	8,534	13,459	386	13,845	36.59%	63.41%
Collie-Wellington	5,072	8,678	13,750	490	14,240	36.89%	63.11%
Dawesville	4,925	8,732	13,657	196	13,853	36.06%	63.94%
Leschenault	4,780	7,397	12,177	259	12,436	39.25%	60.75%
Mandurah	5,213	7,616	12,829	334	13,163	40.63%	59.37%
Murray	4,978	7,984	12,962	289	13,251	38.40%	61.60%
Stirling	4,313	8,494	12,807	286	13,093	33.68%	66.32%
Vasse	4,629	7,940	12,569	316	12,885	36.83%	63.17%
Warren-Blackwood	4,919	8,939	13,858	353	14,211	35.50%	64.50%
<b>Total</b>	<b>53,372</b>	<b>90,635</b>	<b>144,007</b>	<b>3,660</b>	<b>147,667</b>	<b>37.06%</b>	<b>62.94%</b>

## Regional Results: Metropolitan — Question 2

### East Metropolitan Region

District	Yes	No	Total Valid Votes	Informal Votes	Total Votes	% of Yes Votes to Total Valid Votes	% of No Votes to Total Valid Votes
Armadale	8,742	15,998	24,740	604	25,344	35.34%	64.66%
Ballajura	9,557	14,498	24,055	874	24,929	39.73%	60.27%
Bassendean	9,154	14,396	23,550	786	24,336	38.87%	61.13%
Belmont	8,886	14,681	23,567	703	24,270	37.71%	62.29%
Darling Range	8,423	18,143	26,566	519	27,085	31.71%	68.29%
Kenwick	8,754	14,713	23,467	832	24,299	37.30%	62.70%
Midland	7,927	15,269	23,196	634	23,830	34.17%	65.83%
Serpentine-Jarrahdale	10,163	15,041	25,204	456	25,660	40.32%	59.68%
Southern River	9,204	14,654	23,858	658	24,516	38.58%	61.42%
Swan Hills	8,593	15,785	24,378	505	24,883	35.25%	64.75%
<b>Total</b>	<b>89,403</b>	<b>153,178</b>	<b>242,581</b>	<b>6,571</b>	<b>249,152</b>	<b>36.85%</b>	<b>63.15%</b>

### North Metropolitan Region

District	Yes	No	Total Valid Votes	Informal Votes	Total Votes	% of Yes Votes to Total Valid Votes	% of No Votes to Total Valid Votes
Balcatta	9,007	15,223	24,230	1,373	25,603	37.17%	63.83%
Carine	9,023	16,037	25,060	442	25,502	36.01%	63.99%
Churchlands	9,557	15,097	24,654	394	25,048	38.76%	61.24%
Cottesloe	9,797	14,785	24,582	423	25,005	39.85%	60.15%
Girrawheen	8,784	13,272	22,056	1,134	23,190	39.83%	60.17%
Hillarys	9,487	16,097	25,584	408	25,992	37.08%	62.92%
Joondalup	8,863	14,370	23,233	490	23,723	38.15%	61.85%
Kingsley	9,068	16,580	25,648	451	26,099	35.36%	64.64%
Maylands	9,929	14,224	24,153	825	24,978	41.11%	58.89%
Mindarie	9,758	12,179	21,937	440	22,377	44.48%	55.52%
Nedlands	10,948	14,350	25,298	378	25,676	43.28%	56.72%
Perth	10,851	12,579	23,430	847	24,277	46.31%	53.69%
Wanneroo	11,130	16,766	27,896	773	28,669	39.90%	60.10%
Yokine	9,392	15,054	24,446	963	25,409	38.42%	61.58%
<b>Total</b>	<b>135,594</b>	<b>206,613</b>	<b>342,207</b>	<b>9,341</b>	<b>351,548</b>	<b>39.62%</b>	<b>60.38%</b>

### South Metropolitan Region

District	Yes	No	Total Valid Votes	Informal Votes	Total Votes	% of Yes Votes to Total Valid Votes	% of No Votes to Total Valid Votes
Alfred Cove	9,544	15,749	25,293	475	25,768	37.73%	62.27%
Cockburn	9,969	13,505	23,474	855	24,329	42.47%	57.73%
Fremantle	8,318	14,130	22,448	1,253	23,701	37.05%	62.95%
Murdoch	9,835	15,741	25,576	452	26,028	38.45%	61.55%
Peel	11,571	11,475	23,046	550	23,596	50.21%	49.79%
Riverton	9,560	15,883	25,443	567	26,010	37.57%	62.43%
Rockingham	10,009	12,806	22,815	844	23,659	43.87%	56.13%
South Perth	10,553	13,973	24,526	533	25,059	43.03%	56.97%
Victoria Park	9,389	12,735	22,124	734	22,858	42.44%	57.56%
Willagee	8,083	13,795	21,878	1,052	22,930	36.95%	63.05%
<b>Total</b>	<b>96,831</b>	<b>139,792</b>	<b>263,923</b>	<b>7,315</b>	<b>243,938</b>	<b>36.69%</b>	<b>52.97%</b>

## Regional Results: Country — Question 2

Agricultural Region							
District	Yes	No	Total Valid Votes	Informal Votes	Total Votes	% of Yes Votes to Total Valid Votes	% of No Votes to Total Valid Votes
Avon	3,665	8,226	11,891	358	12,249	30.82%	69.18%
Geraldton	3,280	8,708	11,988	461	12,449	27.36%	72.64%
Greenough	2,987	8,431	11,418	333	11,751	26.16%	73.84%
Merredin	3,252	8,896	12,148	404	12,552	26.77%	73.23%
Moore	3,935	7,867	11,802	339	12,141	33.34%	66.66%
Roe	3,122	8,603	11,725	366	12,091	26.63%	73.37%
Wagin	3,029	8,956	11,985	378	12,363	25.27%	74.73%
<b>Total</b>	<b>23,270</b>	<b>59,687</b>	<b>82,957</b>	<b>2,639</b>	<b>85,596</b>	<b>28.05%</b>	<b>71.95%</b>

Mining and Pastoral Region							
District	Yes	No	Total Valid Votes	Informal Votes	Total Votes	% of Yes Votes to Total Valid Votes	% of No Votes to Total Valid Votes
Central Kimberley-Pilbara	5,085	3,413	8,498	598	9,096	59.84%	40.16%
Kalgoorlie	4,763	5,880	10,643	302	10,945	44.75%	55.25%
Kimberley	4,373	4,036	8,409	700	9,109	52.00%	48.00%
Murchison-Eyre	4,921	5,039	9,960	533	10,493	49.41%	50.59%
North West Coastal	5,549	5,628	11,177	417	11,594	49.65%	50.35%
<b>Total</b>	<b>24,691</b>	<b>23,996</b>	<b>48,687</b>	<b>2,550</b>	<b>51,237</b>	<b>50.71%</b>	<b>49.29%</b>

South West Region							
District	Yes	No	Total Valid Votes	Informal Votes	Total Votes	% of Yes Votes to Total Valid Votes	% of No Votes to Total Valid Votes
Albany	4,648	8,155	12,803	538	13,341	36.30%	63.70%
Bunbury	4,460	8,394	12,854	495	13,349	34.70%	65.30%
Capel	4,866	8,506	13,372	476	13,848	36.39%	63.61%
Collie-Wellington	4,938	8,587	13,525	715	14,240	36.51%	63.49%
Dawesville	5,082	8,423	13,505	330	13,835	37.63%	62.37%
Leschenault	4,754	7,383	12,137	299	12,436	39.17%	60.83%
Mandurah	5,299	7,307	12,606	557	13,163	42.04%	57.96%
Murray	5,476	7,302	12,778	447	13,225	42.85%	57.15%
Stirling	4,166	8,538	12,704	356	13,060	32.79%	67.21%
Vasse	4,754	7,646	12,400	485	12,885	38.34%	61.66%
Warren-Blackwood	4,710	8,971	13,681	530	14,211	34.43%	65.57%
<b>Total</b>	<b>53,153</b>	<b>89,212</b>	<b>142,365</b>	<b>5,228</b>	<b>147,593</b>	<b>37.34%</b>	<b>62.66%</b>

## District Results

### Albany District

**Question 1:** *Do you believe that the Western Australian community would benefit if trading hours in the Perth Metropolitan Area were extended to allow general retail shops to trade until 9 pm Monday to Friday?*

Polling Places	Yes	No	Total Valid Votes	Informal Votes	Total Votes	% of Yes Votes to Total Valid Votes	% of No Votes to Total Valid Votes
Albany Primary School	198	435	633	13	646	31.28%	68.72%
Albany Senior Citizens Centre	473	777	1,250	30	1,280	37.84%	62.16%
Centennial Park Scout Hall	479	967	1,446	55	1,501	33.13%	66.87%
Emu Point Sea Rescue Hall	97	244	341	6	347	28.45%	71.55%
Flinders Park Primary School	318	598	916	14	930	34.72%	65.28%
Middleton Beach Surf Club	318	661	979	19	998	32.48%	67.52%
Mt Lockyer Primary School	871	1,062	1,933	66	1,999	45.06%	54.94%
Special Institutions, Hospitals & Remotes	68	104	172	30	202	39.53%	60.47%
Spencer Park Primary School	758	1,291	2,049	49	2,098	36.99%	63.01%
Yakamia Primary School	540	768	1,308	61	1,369	41.28%	58.72%
<b>Total Polling Places Votes</b>	<b>4,120</b>	<b>6,907</b>	<b>11,027</b>	<b>343</b>	<b>11,370</b>	<b>37.36%</b>	<b>62.64%</b>
Absent Votes	461	782	1,243	22	1,265	37.09%	62.91%
Early Votes (by post)	177	286	463	8	471	38.23%	61.77%
Early Votes (in person)	99	124	223	3	226	44.39%	55.61%
Provisional Votes	4	5	9	0	9	44.44%	55.56%
<b>Total Count Centre Votes</b>	<b>741</b>	<b>1,197</b>	<b>1,938</b>	<b>33</b>	<b>1,971</b>	<b>38.24%</b>	<b>61.76%</b>
<b>Total Votes</b>	<b>4,861</b>	<b>8,104</b>	<b>12,965</b>	<b>376</b>	<b>13,341</b>	<b>37.49%</b>	<b>62.51%</b>



## Albany District

**Question 2:** *Do you believe that the Western Australian community would benefit if trading hours in the Perth Metropolitan Area were extended to allow general retail shops to trade for 6 hours on Sunday?*

Polling Places	Yes	No	Total Valid Votes	Informal Votes	Total Votes	% of Yes Votes to Total Valid Votes	% of No Votes to Total Valid Votes
Albany Primary School	199	431	630	16	646	31.59%	68.41%
Albany Senior Citizens Centre	464	767	1,231	49	1,280	37.69%	62.31%
Centennial Park Scout Hall	448	975	1,423	78	1,501	31.48%	68.52%
Emu Point Sea Rescue Hall	98	239	337	10	347	29.08%	70.92%
Flinders Park Primary School	334	580	914	16	930	36.54%	63.46%
Middleton Beach Surf Club	316	654	970	28	998	32.58%	67.42%
Mt Lockyer Primary School	828	1,056	1,884	115	1,999	43.95%	56.05%
Special Institutions, Hospitals & Remotes	70	102	172	30	202	40.70%	59.30%
Spencer Park Primary School	668	1,342	2,010	88	2,098	33.23%	66.77%
Yakamia Primary School	519	774	1,293	76	1,369	40.14%	59.86%
<b>Total Polling Places Votes</b>	<b>3,944</b>	<b>6,920</b>	<b>10,864</b>	<b>506</b>	<b>11,370</b>	<b>36.30%</b>	<b>63.70%</b>
Absent Votes	414	828	1,242	23	1,265	35.21%	64.79%
Early Votes (by post)	195	272	467	4	471	41.76%	58.24%
Early Votes (in person)	91	130	221	5	226	41.18%	58.82%
Provisional Votes	4	5	9	0	9	44.44%	55.56%
<b>Total Count Centre Votes</b>	<b>704</b>	<b>1,235</b>	<b>1,939</b>	<b>32</b>	<b>1,971</b>	<b>36.31%</b>	<b>63.69%</b>
<b>Total Votes</b>	<b>4,648</b>	<b>8,155</b>	<b>12,803</b>	<b>538</b>	<b>13,341</b>	<b>36.30%</b>	<b>63.70%</b>

## Alfred Cove District

**Question 1:** *Do you believe that the Western Australian community would benefit if trading hours in the Perth Metropolitan Area were extended to allow general retail shops to trade until 9 pm Monday to Friday?*

Polling Places	Yes	No	Total Valid Votes	Informal Votes	Total Votes	% of Yes Votes to Total Valid Votes	% of No Votes to Total Valid Votes
Applecross Primary School	1,405	1,819	3,224	25	3,249	43.58%	56.42%
Applecross Senior High School	514	663	1,177	7	1,184	43.67%	56.33%
Attadale Primary School	830	2,035	2,865	21	2,886	28.97%	71.03%
Bicton Primary School	710	1,112	1,822	23	1,845	38.97%	61.03%
Booragoon Primary School	969	1,410	2,379	24	2,403	40.73%	59.27%
Brentwood Primary School	244	299	543	3	546	44.94%	55.06%
Melville Primary School	833	1,358	2,191	42	2,233	38.02%	61.98%
Melville Recreation Centre	495	833	1,328	22	1,350	37.27%	62.73%
Melville Senior High School	272	510	782	2	784	34.78%	65.22%
Mt Pleasant Primary School	1,170	1,557	2,727	18	2,745	42.90%	57.10%
Palmyra Primary School	440	652	1,092	20	1,112	40.29%	59.71%
Special Institutions, Hospitals & Remotes	80	190	270	8	278	29.63%	70.37%
St Benedict's Hall	374	561	935	10	945	40.00%	60.00%
<b>Total Polling Places Votes</b>	<b>8,336</b>	<b>12,999</b>	<b>21,335</b>	<b>225</b>	<b>21,560</b>	<b>39.07%</b>	<b>60.93%</b>
Absent Votes	965	1,134	2,099	17	2,116	45.97%	54.03%
Early Votes (by post)	454	662	1,116	4	1,120	40.68%	59.32%
Early Votes (in person)	465	491	956	9	965	48.64%	51.36%
Provisional Votes	2	5	7	0	7	28.57%	71.43%
<b>Total Count Centre Votes</b>	<b>1,886</b>	<b>2,292</b>	<b>4,178</b>	<b>30</b>	<b>4,208</b>	<b>45.14%</b>	<b>54.86%</b>
<b>Total Votes</b>	<b>10,222</b>	<b>15,291</b>	<b>25,513</b>	<b>255</b>	<b>25,768</b>	<b>40.07%</b>	<b>59.93%</b>

## Alfred Cove District

**Question 2:** *Do you believe that the Western Australian community would benefit if trading hours in the Perth Metropolitan Area were extended to allow general retail shops to trade for 6 hours on Sunday?*

Polling Places	Yes	No	Total Valid Votes	Informal Votes	Total Votes	% of Yes Votes to Total Valid Votes	% of No Votes to Total Valid Votes
Applecross Primary School	1,319	1,884	3,203	46	3,249	41.18%	58.82%
Applecross Senior High School	479	692	1,171	13	1,184	40.91%	59.09%
Attadale Primary School	987	1,878	2,865	21	2,886	34.45%	65.55%
Bicton Primary School	636	1,171	1,807	38	1,845	35.20%	64.80%
Booragoon Primary School	879	1,463	2,342	61	2,403	37.53%	62.47%
Brentwood Primary School	214	322	536	10	546	39.93%	60.07%
Melville Primary School	749	1,429	2,178	55	2,233	34.39%	65.61%
Melville Recreation Centre	447	868	1,315	35	1,350	33.99%	66.01%
Melville Senior High School	240	534	774	10	784	31.01%	68.99%
Mt Pleasant Primary School	1,071	1,633	2,704	41	2,745	39.61%	60.39%
Palmyra Primary School	395	680	1,075	37	1,112	36.74%	63.26%
Special Institutions, Hospitals & Remotes	65	196	261	17	278	24.90%	75.10%
St Benedict's Hall	347	573	920	25	945	37.72%	62.28%
<b>Total Polling Places Votes</b>	<b>7,828</b>	<b>13,323</b>	<b>21,151</b>	<b>409</b>	<b>21,560</b>	<b>37.01%</b>	<b>62.99%</b>
Absent Votes	846	1,230	2,076	40	2,116	40.75%	59.25%
Early Votes (by post)	456	655	1,111	9	1,120	41.04%	58.96%
Early Votes (in person)	412	536	948	17	965	43.46%	56.54%
Provisional Votes	2	5	7	0	7	28.57%	71.43%
<b>Total Count Centre Votes</b>	<b>1,716</b>	<b>2,426</b>	<b>4,142</b>	<b>66</b>	<b>4,208</b>	<b>41.43%</b>	<b>58.57%</b>
<b>Total Votes</b>	<b>9,544</b>	<b>15,749</b>	<b>25,293</b>	<b>475</b>	<b>25,768</b>	<b>37.73%</b>	<b>62.27%</b>

## Armadale District

**Question 1:** *Do you believe that the Western Australian community would benefit if trading hours in the Perth Metropolitan Area were extended to allow general retail shops to trade until 9 pm Monday to Friday?*

Polling Places	Yes	No	Total Valid Votes	Informal Votes	Total Votes	% of Yes Votes to Total Valid Votes	% of No Votes to Total Valid Votes
Armadale Primary School	777	1,270	2,047	31	2,078	37.96%	62.04%
Armadale-Kelmscott Senior Citizens Centre	244	512	756	20	776	32.28%	67.72%
Cecil Andrews Senior High School	936	1,358	2,294	29	2,323	40.80%	59.20%
Challis Primary School	800	1,210	2,010	17	2,027	39.80%	60.20%
Clifton Hills Primary School	450	938	1,388	29	1,417	32.42%	67.58%
Forrestdale Primary School	237	374	611	13	624	38.79%	61.21%
Gosnells Addie Mills Centre	69	196	265	7	272	26.04%	73.96%
Grovelands Primary School	642	986	1,628	40	1,668	39.43%	60.57%
Gwynne Park Primary School	512	653	1,165	19	1,184	43.95%	56.05%
Kelmscott Primary School	589	1,320	1,909	19	1,928	30.85%	69.15%
Kelmscott Senior High School	671	1,147	1,818	28	1,846	36.91%	63.09%
Kingsley Primary School	362	806	1,168	16	1,184	30.99%	69.01%
Neerigen Brook Primary School	1,083	1,777	2,860	61	2,921	37.87%	62.13%
Special Institutions, Hospitals & Remotes	88	130	218	12	230	40.37%	59.63%
Westfield Park Primary School	463	820	1,283	23	1,306	36.09%	63.91%
<b>Total Polling Places Votes</b>	<b>7,923</b>	<b>13,497</b>	<b>21,420</b>	<b>364</b>	<b>21,784</b>	<b>36.99%</b>	<b>63.01%</b>
Absent Votes	845	1,128	1,973	34	2,007	42.83%	57.17%
Early Votes (by post)	342	479	821	11	832	41.66%	58.34%
Early Votes (in person)	327	372	699	6	705	46.78%	53.22%
Provisional Votes	4	9	13	0	13	30.77%	69.23%
<b>Total Count Centre Votes</b>	<b>1,518</b>	<b>1,988</b>	<b>3,506</b>	<b>51</b>	<b>3,557</b>	<b>43.30%</b>	<b>56.70%</b>
<b>Total Votes</b>	<b>9,441</b>	<b>15,485</b>	<b>24,926</b>	<b>415</b>	<b>25,341</b>	<b>37.88%</b>	<b>62.12%</b>

## Armadale District

**Question 2:** *Do you believe that the Western Australian community would benefit if trading hours in the Perth Metropolitan Area were extended to allow general retail shops to trade for 6 hours on Sunday?*

Polling Places	Yes	No	Total Valid Votes	Informal Votes	Total Votes	% of Yes Votes to Total Valid Votes	% of No Votes to Total Valid Votes
Armadale Primary School	709	1,331	2,040	38	2,078	34.75%	65.25%
Armadale-Kelmscott Senior Citizens Centre	224	509	733	43	776	30.56%	69.44%
Cecil Andrews Senior High School	920	1,358	2,278	45	2,323	40.39%	59.61%
Challis Primary School	741	1,269	2,010	17	2,027	36.87%	63.13%
Clifton Hills Primary School	441	947	1,388	29	1,417	31.77%	68.23%
Forrestdale Primary School	215	394	609	15	624	35.30%	64.70%
Gosnells Addie Mills Centre	67	191	258	14	272	25.97%	74.03%
Grovelands Primary School	587	1,020	1,607	61	1,668	36.53%	63.47%
Gwynne Park Primary School	459	706	1,165	22	1,187	39.40%	60.60%
Kelmscott Primary School	518	1,375	1,893	35	1,928	27.36%	72.64%
Kelmscott Senior High School	645	1,160	1,805	41	1,846	35.73%	64.27%
Kingsley Primary School	313	844	1,157	27	1,184	27.05%	72.95%
Neerigen Brook Primary School	1,001	1,832	2,833	88	2,921	35.33%	64.67%
Special Institutions, Hospitals & Remotes	84	129	213	17	230	39.44%	60.56%
Westfield Park Primary School	431	832	1,263	43	1,306	34.13%	65.87%
<b>Total Polling Places Votes</b>	<b>7,355</b>	<b>13,897</b>	<b>21,252</b>	<b>535</b>	<b>21,787</b>	<b>34.61%</b>	<b>65.39%</b>
Absent Votes	748	1,218	1,966	41	2,007	38.05%	61.95%
Early Votes (by post)	326	496	822	10	832	39.66%	60.34%
Early Votes (in person)	307	380	687	18	705	44.69%	55.31%
Provisional Votes	6	7	13	0	13	46.15%	53.85%
<b>Total Count Centre Votes</b>	<b>1,387</b>	<b>2,101</b>	<b>3,488</b>	<b>69</b>	<b>3,557</b>	<b>39.76%</b>	<b>60.24%</b>
<b>Total Votes</b>	<b>8,742</b>	<b>15,998</b>	<b>24,740</b>	<b>604</b>	<b>25,344</b>	<b>35.34%</b>	<b>64.66%</b>

## Avon District

**Question 1:** *Do you believe that the Western Australian community would benefit if trading hours in the Perth Metropolitan Area were extended to allow general retail shops to trade until 9 pm Monday to Friday?*

Polling Places	Yes	No	Total Valid Votes	Informal Votes	Total Votes	% of Yes Votes to Total Valid Votes	% of No Votes to Total Valid Votes
Avonvale Primary School	219	350	569	20	589	38.49%	61.51%
Bakers Hill Primary School	244	379	623	9	632	39.17%	60.83%
Beverley Lesser Hall	231	549	780	12	792	29.62%	70.38%
Boddington District High School	198	434	632	10	642	31.33%	68.67%
Brookton District High School	126	349	475	19	494	26.53%	73.47%
Cuballing Agricultural Hall	66	200	266	4	270	24.81%	75.19%
Dale River Tennis Club	27	94	121	2	123	22.31%	77.69%
Grass Valley Hall	32	120	152	4	156	21.05%	78.95%
Greenhills Hall	22	79	101	1	102	21.78%	78.22%
Northam Memorial Hall	589	1,085	1,674	43	1,717	35.19%	64.81%
Northam Primary School	303	693	996	18	1,014	30.42%	69.58%
Pingelly Town Hall	148	449	597	13	610	24.79%	75.21%
Popanyinning Agricultural Hall	32	87	119	1	120	26.89%	73.11%
Special Institutions, Hospitals & Remotes	12	18	30	1	31	40.00%	60.00%
Tincurrin Primary School	10	44	54	0	54	18.52%	81.48%
Wandering Primary School	36	136	172	5	177	20.93%	79.07%
Wickepin Primary School	44	175	219	9	228	20.09%	79.91%
Wundowie Primary School	229	342	571	14	585	40.11%	59.89%
Yealering Primary School	19	57	76	1	77	25.00%	75.00%
York District High School	485	1,009	1,494	34	1,528	32.46%	67.54%
<b>Total Polling Places Votes</b>	<b>3,072</b>	<b>6,649</b>	<b>9,721</b>	<b>220</b>	<b>9,941</b>	<b>31.60%</b>	<b>68.40%</b>
Absent Votes	576	954	1,530	14	1,544	37.65%	62.35%
Early Votes (by post)	143	267	410	3	413	34.88%	65.12%
Early Votes (in person)	146	195	341	7	348	42.82%	57.18%
Provisional Votes	3	0	3	0	3	100.00%	0.00%
<b>Total Count Centre Votes</b>	<b>868</b>	<b>1,416</b>	<b>2,284</b>	<b>24</b>	<b>2,308</b>	<b>38.00%</b>	<b>62.00%</b>
<b>Total Votes</b>	<b>3,940</b>	<b>8,065</b>	<b>12,005</b>	<b>244</b>	<b>12,249</b>	<b>32.82%</b>	<b>67.18%</b>

## Avon District

**Question 2:** *Do you believe that the Western Australian community would benefit if trading hours in the Perth Metropolitan Area were extended to allow general retail shops to trade for 6 hours on Sunday?*

Polling Places	Yes	No	Total Valid Votes	Informal Votes	Total Votes	% of Yes Votes to Total Valid Votes	% of No Votes to Total Valid Votes
Avonvale Primary School	205	356	561	28	589	36.54%	63.46%
Bakers Hill Primary School	220	398	618	14	632	35.60%	64.40%
Beverley Lesser Hall	221	544	765	27	792	28.89%	71.11%
Boddington District High School	213	404	617	25	642	34.52%	65.48%
Brookton District High School	115	355	470	24	494	24.47%	75.53%
Cuballing Agricultural Hall	66	199	265	5	270	24.91%	75.09%
Dale River Tennis Club	22	99	121	2	123	18.18%	81.82%
Grass Valley Hall	28	121	149	7	156	18.79%	81.21%
Greenhills Hall	25	73	98	4	102	25.51%	74.49%
Northam Memorial Hall	537	1,115	1,652	65	1,717	32.51%	67.49%
Northam Primary School	289	698	987	27	1,014	29.28%	70.72%
Pingelly Town Hall	126	471	597	13	610	21.11%	78.89%
Popanyinning Agricultural Hall	30	88	118	2	120	25.42%	74.58%
Special Institutions, Hospitals & Remotes	12	19	31	0	31	38.71%	61.29%
Tincurrin Primary School	10	44	54	0	54	18.52%	81.48%
Wandering Primary School	44	128	172	5	177	25.58%	74.42%
Wickepin Primary School	52	162	214	14	228	24.30%	75.70%
Wundowie Primary School	233	342	575	10	585	40.52%	59.48%
Yealering Primary School	16	59	75	2	77	21.33%	78.67%
York District High School	451	1,029	1,480	48	1,528	30.47%	69.53%
<b>Total Polling Places Votes</b>	<b>2,915</b>	<b>6,704</b>	<b>9,619</b>	<b>322</b>	<b>9,941</b>	<b>30.30%</b>	<b>69.70%</b>
Absent Votes	471	1,048	1,519	25	1,544	31.01%	68.99%
Early Votes (by post)	142	268	410	3	413	34.63%	65.37%
Early Votes (in person)	134	206	340	8	348	39.41%	60.59%
Provisional Votes	3	0	3	0	3	100.00%	0.00%
<b>Total Count Centre Votes</b>	<b>750</b>	<b>1,522</b>	<b>2,272</b>	<b>36</b>	<b>2,308</b>	<b>33.01%</b>	<b>66.99%</b>
<b>Total Votes</b>	<b>3,665</b>	<b>8,226</b>	<b>11,891</b>	<b>358</b>	<b>12,249</b>	<b>30.82%</b>	<b>69.18%</b>

## Balcatta District

**Question 1:** *Do you believe that the Western Australian community would benefit if trading hours in the Perth Metropolitan Area were extended to allow general retail shops to trade until 9 pm Monday to Friday?*

Polling Places	Yes	No	Total Valid Votes	Informal Votes	Total Votes	% of Yes Votes to Total Valid Votes	% of No Votes to Total Valid Votes
Adam Spagnolo Community Centre	366	412	778	20	798	47.04%	52.96%
Balcatta Gospel Hall	228	272	500	5	505	45.60%	54.40%
Balcatta Primary School	956	1,238	2,194	102	2,296	43.57%	56.43%
Balcatta Senior High School	1,208	1,977	3,185	132	3,317	37.93%	62.07%
East Hamersley Primary School	425	574	999	40	1,039	42.54%	57.46%
Glendale Primary School	715	1,169	1,884	55	1,939	37.95%	62.05%
Nollamara Primary School	186	295	481	16	497	38.67%	61.33%
Osborne Park Hospital (Out Patients Clinic)	340	524	864	17	881	39.35%	60.65%
Osborne Primary School	759	829	1,588	43	1,631	47.80%	52.20%
Special Institutions, Hospitals & Remotes	67	80	147	4	151	45.58%	54.42%
St Denis' Primary School	666	870	1,536	40	1,576	43.36%	56.64%
St Kieran's Parish Centre	270	342	612	20	632	44.12%	55.88%
Takari Primary School	767	1,248	2,015	72	2,087	38.06%	61.94%
Tuart Hill Primary School	875	995	1,870	153	2,023	46.79%	53.21%
Westminster Primary School	463	885	1,348	50	1,398	34.35%	65.65%
<b>Total Polling Places Votes</b>	<b>8,291</b>	<b>11,710</b>	<b>20,001</b>	<b>769</b>	<b>20,770</b>	<b>41.45%</b>	<b>58.55%</b>
Absent Votes	1,457	1,755	3,212	82	3,294	45.36%	54.64%
Early Votes (by post)	415	507	922	6	928	45.01%	54.99%
Early Votes (in person)	265	316	581	12	593	45.61%	54.39%
Provisional Votes	9	8	17	1	18	52.94%	47.06%
<b>Total Count Centre Votes</b>	<b>2,146</b>	<b>2,586</b>	<b>4,732</b>	<b>101</b>	<b>4,833</b>	<b>45.35%</b>	<b>54.65%</b>
<b>Total Votes</b>	<b>10,437</b>	<b>14,296</b>	<b>24,733</b>	<b>870</b>	<b>25,603</b>	<b>42.20%</b>	<b>57.80%</b>



## Balcatta District

**Question 2:** *Do you believe that the Western Australian community would benefit if trading hours in the Perth Metropolitan Area were extended to allow general retail shops to trade for 6 hours on Sunday?*

Polling Places	Yes	No	Total Valid Votes	Informal Votes	Total Votes	% of Yes Votes to Total Valid Votes	% of No Votes to Total Valid Votes
Adam Spagnolo Community Centre	332	431	763	35	798	43.51%	56.49%
Balcatta Gospel Hall	155	343	498	7	505	31.12%	68.88%
Balcatta Primary School	848	1,258	2,106	190	2,296	40.27%	59.73%
Balcatta Senior High School	1,053	2,021	3,074	243	3,317	34.26%	65.74%
East Hamersley Primary School	329	670	999	40	1,039	32.93%	67.07%
Glendale Primary School	613	1,271	1,884	55	1,939	32.54%	67.46%
Nollamara Primary School	159	315	474	23	497	33.54%	66.46%
Osborne Park Hospital (Out Patients Clinic)	283	557	840	41	881	33.69%	66.31%
Osborne Primary School	664	882	1,546	85	1,631	42.95%	57.05%
Special Institutions, Hospitals & Remotes	44	96	140	11	151	31.43%	68.57%
St Denis' Primary School	552	950	1,502	74	1,576	36.75%	63.25%
St Kieran's Parish Centre	216	378	594	38	632	36.36%	63.64%
Takari Primary School	639	1,314	1,953	134	2,087	32.72%	67.28%
Tuart Hill Primary School	811	1,034	1,845	178	2,023	43.96%	56.04%
Westminster Primary School	394	914	1,308	90	1,398	30.12%	69.88%
<b>Total Polling Places Votes</b>	<b>7,092</b>	<b>12,434</b>	<b>19,526</b>	<b>1,244</b>	<b>20,770</b>	<b>36.32%</b>	<b>63.68%</b>
Absent Votes	1,263	1,915	3,178	116	3,294	39.74%	60.26%
Early Votes (by post)	385	538	923	5	928	41.71%	58.29%
Early Votes (in person)	261	327	588	5	593	44.39%	55.61%
Provisional Votes	6	9	15	3	18	40.00%	60.00%
<b>Total Count Centre Votes</b>	<b>1,915</b>	<b>2,789</b>	<b>4,704</b>	<b>129</b>	<b>4,833</b>	<b>40.71%</b>	<b>59.29%</b>
<b>Total Votes</b>	<b>9,007</b>	<b>15,223</b>	<b>24,230</b>	<b>1,373</b>	<b>25,603</b>	<b>37.17%</b>	<b>62.83%</b>

## Ballajura District

**Question 1:** *Do you believe that the Western Australian community would benefit if trading hours in the Perth Metropolitan Area were extended to allow general retail shops to trade until 9 pm Monday to Friday?*

Polling Places	Yes	No	Total Valid Votes	Informal Votes	Total Votes	% of Yes Votes to Total Valid Votes	% of No Votes to Total Valid Votes
Ballajura Community College	1,141	1,274	2,415	50	2,465	47.25%	52.75%
Ballajura Primary School	1,204	1,513	2,717	51	2,768	44.31%	55.69%
Camboon Primary School	996	1,366	2,362	53	2,415	42.17%	57.83%
Hampton Park Primary School	735	1,144	1,879	46	1,925	39.12%	60.88%
Hampton Senior High School	259	306	565	18	583	45.84%	54.16%
Illawarra Primary School	724	1,249	1,973	20	1,993	36.70%	63.30%
John Septimus Roe Anglican Community School	651	753	1,404	32	1,436	46.37%	53.63%
Morley Kindergarten	344	625	969	21	990	35.50%	64.50%
Morley Primary School	332	459	791	23	814	41.97%	58.03%
Noranda Primary School	1,065	1,403	2,468	53	2,521	43.15%	56.85%
North Morley Primary School	509	681	1,190	34	1,224	42.77%	57.23%
South Ballajura Primary School	1,190	1,182	2,372	85	2,457	50.17%	49.83%
Special Institutions, Hospitals & Remotes	2	6	8	0	8	25.00%	75.00%
<b>Total Polling Places Votes</b>	<b>9,152</b>	<b>11,961</b>	<b>21,113</b>	<b>486</b>	<b>21,599</b>	<b>43.35%</b>	<b>56.65%</b>
Absent Votes	932	1,183	2,115	31	2,146	44.07%	55.93%
Early Votes (by post)	378	369	747	3	750	50.60%	49.40%
Early Votes (in person)	235	180	415	3	418	56.63%	43.37%
Provisional Votes	10	6	16	0	16	62.50%	37.50%
<b>Total Count Centre Votes</b>	<b>1,555</b>	<b>1,738</b>	<b>3,293</b>	<b>37</b>	<b>3,330</b>	<b>47.22%</b>	<b>52.78%</b>
<b>Total Votes</b>	<b>10,707</b>	<b>13,699</b>	<b>24,406</b>	<b>523</b>	<b>24,929</b>	<b>43.87%</b>	<b>56.13%</b>

## Ballajura District

**Question 2:** *Do you believe that the Western Australian community would benefit if trading hours in the Perth Metropolitan Area were extended to allow general retail shops to trade for 6 hours on Sunday?*

Polling Places	Yes	No	Total Valid Votes	Informal Votes	Total Votes	% of Yes Votes to Total Valid Votes	% of No Votes to Total Valid Votes
Ballajura Community College	989	1,409	2,398	67	2,465	41.24%	58.76%
Ballajura Primary School	1,082	1,611	2,693	75	2,768	40.18%	59.82%
Camboon Primary School	871	1,458	2,329	86	2,415	37.40%	62.60%
Hampton Park Primary School	665	1,169	1,834	91	1,925	36.26%	63.74%
Hampton Senior High School	249	316	565	18	583	44.07%	55.93%
Illawarra Primary School	686	1,265	1,951	42	1,993	35.16%	64.84%
John Septimus Roe Anglican Community School	563	808	1,371	65	1,436	41.06%	58.94%
Morley Kindergarten	307	643	950	40	990	32.32%	67.68%
Morley Primary School	286	489	775	39	814	36.90%	63.10%
Noranda Primary School	917	1,500	2,417	104	2,521	37.94%	62.06%
North Morley Primary School	461	716	1,177	47	1,224	39.17%	60.83%
South Ballajura Primary School	1,034	1,297	2,331	126	2,457	44.36%	55.64%
Special Institutions, Hospitals & Remotes	2	6	8	0	8	25.00%	75.00%
<b>Total Polling Places Votes</b>	<b>8,112</b>	<b>12,687</b>	<b>20,799</b>	<b>800</b>	<b>21,599</b>	<b>39.00%</b>	<b>61.00%</b>
Absent Votes	874	1,220	2,094	52	2,146	41.74%	58.26%
Early Votes (by post)	356	385	741	9	750	48.04%	51.96%
Early Votes (in person)	207	198	405	13	418	51.11%	48.89%
Provisional Votes	8	8	16	0	16	50.00%	50.00%
<b>Total Count Centre Votes</b>	<b>1,445</b>	<b>1,811</b>	<b>3,256</b>	<b>74</b>	<b>3,330</b>	<b>44.38%</b>	<b>55.62%</b>
<b>Total Votes</b>	<b>9,557</b>	<b>14,498</b>	<b>24,055</b>	<b>874</b>	<b>24,929</b>	<b>39.73%</b>	<b>60.27%</b>

## Bassendean District

**Question 1:** *Do you believe that the Western Australian community would benefit if trading hours in the Perth Metropolitan Area were extended to allow general retail shops to trade until 9 pm Monday to Friday?*

Polling Places	Yes	No	Total Valid Votes	Informal Votes	Total Votes	% of Yes Votes to Total Valid Votes	% of No Votes to Total Valid Votes
Anzac Terrace Primary School	831	1,243	2,074	62	2,136	40.07%	59.93%
Ashfield Primary School	387	662	1,049	8	1,057	36.89%	63.11%
Bassendean Primary School	993	1,438	2,431	84	2,515	40.85%	59.15%
Beechboro Primary School	917	1,160	2,077	54	2,131	44.15%	55.85%
Caversham Hall	453	689	1,142	23	1,165	39.67%	60.33%
East Beechboro Primary School	828	1,260	2,088	54	2,142	39.66%	60.34%
Eden Hill Primary School	1,064	1,634	2,698	60	2,758	39.44%	60.56%
Hampton Senior High School - Eric Strauss Community Centre	920	1,185	2,105	63	2,168	43.71%	56.29%
John Septimus Roe Anglican Community School	404	411	815	18	833	49.57%	50.43%
Lockridge Primary School	758	871	1,629	106	1,735	46.53%	53.47%
Lockridge Senior High School	654	785	1,439	28	1,467	45.45%	54.55%
Special Institutions, Hospitals & Remotes	39	57	96	1	97	40.63%	59.38%
West Swan Hall	160	350	510	7	517	31.37%	68.63%
<b>Total Polling Places Votes</b>	<b>8,408</b>	<b>11,745</b>	<b>20,153</b>	<b>568</b>	<b>20,721</b>	<b>41.72%</b>	<b>58.28%</b>
Absent Votes	1,040	1,273	2,313	32	2,345	44.96%	55.04%
Early Votes (by post)	360	464	824	8	832	43.69%	56.31%
Early Votes (in person)	235	185	420	4	424	55.95%	44.05%
Provisional Votes	6	8	14	0	14	42.86%	57.14%
<b>Total Count Centre Votes</b>	<b>1,641</b>	<b>1,930</b>	<b>3,571</b>	<b>44</b>	<b>3,615</b>	<b>45.95%</b>	<b>54.05%</b>
<b>Total Votes</b>	<b>10,049</b>	<b>13,675</b>	<b>23,724</b>	<b>612</b>	<b>24,336</b>	<b>42.36%</b>	<b>57.64%</b>

## Bassendean District

**Question 2:** *Do you believe that the Western Australian community would benefit if trading hours in the Perth Metropolitan Area were extended to allow general retail shops to trade for 6 hours on Sunday?*

Polling Places	Yes	No	Total Valid Votes	Informal Votes	Total Votes	% of Yes Votes to Total Valid Votes	% of No Votes to Total Valid Votes
Anzac Terrace Primary School	773	1,286	2,059	77	2,136	37.54%	62.46%
Ashfield Primary School	373	676	1,049	8	1,057	35.56%	64.44%
Bassendean Primary School	855	1,576	2,431	84	2,515	35.17%	64.83%
Beechboro Primary School	811	1,229	2,040	91	2,131	39.75%	60.25%
Caversham Hall	393	742	1,135	30	1,165	34.63%	65.37%
East Beechboro Primary School	793	1,278	2,071	71	2,142	38.29%	61.71%
Eden Hill Primary School	1,052	1,611	2,663	95	2,758	39.50%	60.50%
Hampton Senior High School - Eric Strauss Community Centre	834	1,246	2,080	88	2,168	40.10%	59.90%
John Septimus Roe Anglican Community School	332	476	808	25	833	41.09%	58.91%
Lockridge Primary School	668	961	1,629	106	1,735	41.01%	58.99%
Lockridge Senior High School	611	828	1,439	28	1,467	42.46%	57.54%
Special Institutions, Hospitals & Remotes	26	69	95	2	97	27.37%	72.63%
West Swan Hall	146	361	507	10	517	28.80%	71.20%
<b>Total Polling Places Votes</b>	<b>7,667</b>	<b>12,339</b>	<b>20,006</b>	<b>715</b>	<b>20,721</b>	<b>38.32%</b>	<b>61.68%</b>
Absent Votes	932	1,370	2,302	43	2,345	40.49%	59.51%
Early Votes (by post)	357	462	819	13	832	43.59%	56.41%
Early Votes (in person)	193	216	409	15	424	47.19%	52.81%
Provisional Votes	5	9	14	0	14	35.71%	64.29%
<b>Total Count Centre Votes</b>	<b>1,487</b>	<b>2,057</b>	<b>3,544</b>	<b>71</b>	<b>3,615</b>	<b>41.96%</b>	<b>58.04%</b>
<b>Total Votes</b>	<b>9,154</b>	<b>14,396</b>	<b>23,550</b>	<b>786</b>	<b>24,336</b>	<b>38.87%</b>	<b>61.13%</b>

## Belmont District

**Question 1:** *Do you believe that the Western Australian community would benefit if trading hours in the Perth Metropolitan Area were extended to allow general retail shops to trade until 9 pm Monday to Friday?*

Polling Places	Yes	No	Total Valid Votes	Informal Votes	Total Votes	% of Yes Votes to Total Valid Votes	% of No Votes to Total Valid Votes
Belmont City College	883	1,353	2,236	59	2,295	39.49%	60.51%
Belmont Primary School	593	814	1,407	15	1,422	42.15%	57.85%
Carlisle Primary School	755	1,148	1,903	27	1,930	39.67%	60.33%
Cyril Road Hall	959	1,501	2,460	44	2,504	38.98%	61.02%
Forster Park Hall	558	971	1,529	29	1,558	36.49%	63.51%
Hazelmere Community Hall	270	357	627	6	633	43.06%	56.94%
High Wycombe Sport and Recreation Centre	906	1,112	2,018	31	2,049	44.90%	55.10%
Kewdale Primary School	579	1,000	1,579	42	1,621	36.67%	63.33%
Redcliffe Primary School	776	438	1,214	18	1,232	63.92%	36.08%
South East Metro Language Development School	1,079	1,486	2,565	44	2,609	42.07%	57.93%
Special Institutions, Hospitals & Remotes	18	25	43	11	54	41.86%	58.14%
Tranby Primary School	701	933	1,634	38	1,672	42.90%	57.10%
WA Lapidary and Rockhunting Club (Inc)	332	413	745	9	754	44.56%	55.44%
<b>Total Polling Places Votes</b>	<b>8,409</b>	<b>11,551</b>	<b>19,960</b>	<b>373</b>	<b>20,333</b>	<b>42.13%</b>	<b>57.87%</b>
Absent Votes	1,083	1,326	2,409	34	2,443	44.96%	55.04%
Early Votes (by post)	398	572	970	15	985	41.03%	58.97%
Early Votes (in person)	257	239	496	3	499	51.81%	48.19%
Provisional Votes	6	4	10	0	10	60.00%	40.00%
<b>Total Count Centre Votes</b>	<b>1,744</b>	<b>2,141</b>	<b>3,885</b>	<b>52</b>	<b>3,937</b>	<b>44.89%</b>	<b>55.11%</b>
<b>Total Votes</b>	<b>10,153</b>	<b>13,692</b>	<b>23,845</b>	<b>425</b>	<b>24,270</b>	<b>42.58%</b>	<b>57.42%</b>

## Belmont District

**Question 2:** *Do you believe that the Western Australian community would benefit if trading hours in the Perth Metropolitan Area were extended to allow general retail shops to trade for 6 hours on Sunday?*

Polling Places	Yes	No	Total Valid Votes	Informal Votes	Total Votes	% of Yes Votes to Total Valid Votes	% of No Votes to Total Valid Votes
Belmont City College	783	1,424	2,207	88	2,295	35.48%	64.52%
Belmont Primary School	574	821	1,395	27	1,422	41.15%	58.85%
Carlisle Primary School	687	1,198	1,885	45	1,930	36.45%	63.55%
Cyril Road Hall	833	1,599	2,432	72	2,504	34.25%	65.75%
Forster Park Hall	485	1,027	1,512	46	1,558	32.08%	67.92%
Hazelmere Community Hall	245	375	620	13	633	39.52%	60.48%
High Wycombe Sport and Recreation Centre	807	1,194	2,001	48	2,049	40.33%	59.67%
Kewdale Primary School	515	1,036	1,551	70	1,621	33.20%	66.80%
Redcliffe Primary School	415	767	1,182	50	1,232	35.11%	64.89%
South East Metro Language Development School	1,006	1,534	2,540	69	2,609	39.61%	60.39%
Special Institutions, Hospitals & Remotes	14	28	42	12	54	33.33%	66.67%
Tranby Primary School	636	962	1,598	74	1,672	39.80%	60.20%
WA Lapidary and Rockhunting Club (Inc)	287	446	733	21	754	39.15%	60.85%
<b>Total Polling Places Votes</b>	<b>7,287</b>	<b>12,411</b>	<b>19,698</b>	<b>635</b>	<b>20,333</b>	<b>36.99%</b>	<b>63.01%</b>
Absent Votes	965	1,427	2,392	51	2,443	40.34%	59.66%
Early Votes (by post)	392	587	979	6	985	40.04%	59.96%
Early Votes (in person)	235	253	488	11	499	48.16%	51.84%
Provisional Votes	7	3	10	0	10	70.00%	30.00%
<b>Total Count Centre Votes</b>	<b>1,599</b>	<b>2,270</b>	<b>3,869</b>	<b>68</b>	<b>3,937</b>	<b>41.33%</b>	<b>58.67%</b>
<b>Total Votes</b>	<b>8,886</b>	<b>14,681</b>	<b>23,567</b>	<b>703</b>	<b>24,270</b>	<b>37.71%</b>	<b>62.29%</b>



## Bunbury District

**Question 1:** *Do you believe that the Western Australian community would benefit if trading hours in the Perth Metropolitan Area were extended to allow general retail shops to trade until 9 pm Monday to Friday?*

Polling Places	Yes	No	Total Valid Votes	Informal Votes	Total Votes	% of Yes Votes to Total Valid Votes	% of No Votes to Total Valid Votes
Bunbury Catholic College	242	499	741	23	764	32.66%	67.34%
Bunbury Pre-Primary Centre	424	761	1,185	16	1,201	35.78%	64.22%
Bunbury Tower	358	492	850	13	863	42.12%	57.88%
Carey Park Primary School	557	1,031	1,588	55	1,643	35.08%	64.92%
Cooinda Primary School	597	1,221	1,818	59	1,877	32.84%	67.16%
Milligan House	335	587	922	37	959	36.33%	63.67%
Newton Moore Senior High School	686	1,180	1,866	52	1,918	36.76%	63.24%
South Bunbury Pre-Primary Centre	515	915	1,430	41	1,471	36.01%	63.99%
Special Institutions, Hospitals & Remotes	48	164	212	29	241	22.64%	77.36%
<b>Total Polling Places Votes</b>	<b>3,762</b>	<b>6,850</b>	<b>10,612</b>	<b>325</b>	<b>10,937</b>	<b>35.45%</b>	<b>64.55%</b>
Absent Votes	596	721	1,317	33	1,350	45.25%	54.75%
Early Votes (by post)	143	260	403	7	410	35.48%	64.52%
Early Votes (in person)	251	386	637	10	647	39.40%	60.60%
Provisional Votes	5	0	5	0	5	100.00%	0.00%
<b>Total Count Centre Votes</b>	<b>995</b>	<b>1,367</b>	<b>2,362</b>	<b>50</b>	<b>2,412</b>	<b>42.13%</b>	<b>57.87%</b>
<b>Total Votes</b>	<b>4,757</b>	<b>8,217</b>	<b>12,974</b>	<b>375</b>	<b>13,349</b>	<b>36.67%</b>	<b>63.33%</b>

## Bunbury District

**Question 2:** *Do you believe that the Western Australian community would benefit if trading hours in the Perth Metropolitan Area were extended to allow general retail shops to trade for 6 hours on Sunday?*

Polling Places	Yes	No	Total Valid Votes	Informal Votes	Total Votes	% of Yes Votes to Total Valid Votes	% of No Votes to Total Valid Votes
Bunbury Catholic College	211	522	733	31	764	28.79%	71.21%
Bunbury Pre-Primary Centre	385	800	1,185	16	1,201	32.49%	67.51%
Bunbury Tower	322	520	842	21	863	38.24%	61.76%
Carey Park Primary School	527	1,046	1,573	70	1,643	33.50%	66.50%
Cooinda Primary School	559	1,230	1,789	88	1,877	31.25%	68.75%
Milligan House	331	598	929	30	959	35.63%	64.37%
Newton Moore Senior High School	689	1,151	1,840	78	1,918	37.45%	62.55%
South Bunbury Pre-Primary Centre	466	946	1,412	59	1,471	33.00%	67.00%
Special Institutions, Hospitals & Remotes	34	166	200	41	241	17.00%	83.00%
<b>Total Polling Places Votes</b>	<b>3,524</b>	<b>6,979</b>	<b>10,503</b>	<b>434</b>	<b>10,937</b>	<b>33.55%</b>	<b>66.45%</b>
Absent Votes	546	769	1,315	35	1,350	41.52%	58.48%
Early Votes (by post)	148	252	400	10	410	37.00%	63.00%
Early Votes (in person)	238	393	631	16	647	37.72%	62.28%
Provisional Votes	4	1	5	0	5	80.00%	20.00%
<b>Total Count Centre Votes</b>	<b>936</b>	<b>1,415</b>	<b>2,351</b>	<b>61</b>	<b>2,412</b>	<b>39.81%</b>	<b>60.19%</b>
<b>Total Votes</b>	<b>4,460</b>	<b>8,394</b>	<b>12,854</b>	<b>495</b>	<b>13,349</b>	<b>34.70%</b>	<b>65.30%</b>

## Capel District

**Question 1:** *Do you believe that the Western Australian community would benefit if trading hours in the Perth Metropolitan Area were extended to allow general retail shops to trade until 9 pm Monday to Friday?*

Polling Places	Yes	No	Total Valid Votes	Informal Votes	Total Votes	% of Yes Votes to Total Valid Votes	% of No Votes to Total Valid Votes
Acton Park Hall	62	150	212	3	215	29.25%	70.75%
Balingup Primary School	112	239	351	14	365	31.91%	68.09%
Boyanup Primary School	222	461	683	14	697	32.50%	67.50%
Brookhampton Hall	32	105	137	1	138	23.36%	76.64%
Capel Hall	458	894	1,352	37	1,389	33.88%	66.12%
Carbunup Hall	99	198	297	4	301	33.33%	66.67%
Dalyellup Primary School	480	522	1,002	14	1,016	47.90%	52.10%
Donnybrook District High School	414	1,050	1,464	44	1,508	28.28%	71.72%
Elgin Hall	28	128	156	4	160	17.95%	82.05%
Gelorup Community Centre	422	881	1,303	47	1,350	32.39%	67.61%
Kirup Hall	50	134	184	2	186	27.17%	72.83%
Newton Moore Senior High School	249	303	552	19	571	45.11%	54.89%
South West Health Campus	83	105	188	3	191	44.15%	55.85%
Special Institutions, Hospitals & Remotes	11	14	25	0	25	44.00%	56.00%
Vasse Primary School	193	448	641	14	655	30.11%	69.89%
Withers Primary School	826	900	1,726	76	1,802	47.86%	52.14%
Yabberup Hall	50	161	211	4	215	23.70%	76.30%
Yoongarillup Hall	88	172	260	4	264	33.85%	66.15%
<b>Total Polling Places Votes</b>	<b>3,879</b>	<b>6,865</b>	<b>10,744</b>	<b>304</b>	<b>11,048</b>	<b>36.10%</b>	<b>63.90%</b>
Absent Votes	740	1,206	1,946	65	2,011	38.03%	61.97%
Early Votes (by post)	106	177	283	7	290	37.46%	62.54%
Early Votes (in person)	196	281	477	10	487	41.09%	58.91%
Provisional Votes	4	5	9	0	9	44.44%	55.56%
<b>Total Count Centre Votes</b>	<b>1,046</b>	<b>1,669</b>	<b>2,715</b>	<b>82</b>	<b>2,797</b>	<b>38.53%</b>	<b>61.47%</b>
<b>Total Votes</b>	<b>4,925</b>	<b>8,534</b>	<b>13,459</b>	<b>386</b>	<b>13,845</b>	<b>36.59%</b>	<b>63.41%</b>

## Capel District

**Question 2:** *Do you believe that the Western Australian community would benefit if trading hours in the Perth Metropolitan Area were extended to allow general retail shops to trade for 6 hours on Sunday?*

Polling Places	Yes	No	Total Valid Votes	Informal Votes	Total Votes	% of Yes Votes to Total Valid Votes	% of No Votes to Total Valid Votes
Acton Park Hall	59	147	206	9	215	28.64%	71.36%
Balingup Primary School	114	237	351	14	365	32.48%	67.52%
Boyanup Primary School	196	473	669	28	697	29.30%	70.70%
Brookhampton Hall	31	106	137	1	138	22.63%	77.37%
Capel Hall	447	894	1,341	48	1,389	33.33%	66.67%
Carbunup Hall	97	198	295	6	301	32.88%	67.12%
Dalyellup Primary School	471	529	1,000	16	1,016	47.10%	52.90%
Donnybrook District High School	413	1,033	1,446	65	1,511	28.56%	71.44%
Elgin Hall	29	127	156	4	160	18.59%	81.41%
Gelorup Community Centre	406	897	1,303	47	1,350	31.16%	68.84%
Kirup Hall	50	134	184	2	186	27.17%	72.83%
Newton Moore Senior High School	247	301	548	23	571	45.07%	54.93%
South West Health Campus	80	100	180	11	191	44.44%	55.56%
Special Institutions, Hospitals & Remotes	11	11	22	3	25	50.00%	50.00%
Vasse Primary School	200	442	642	13	655	31.15%	68.85%
Withers Primary School	845	878	1,723	79	1,802	49.04%	50.96%
Yabberup Hall	52	158	210	5	215	24.76%	75.24%
Yoongarillup Hall	88	170	258	6	264	34.11%	65.89%
<b>Total Polling Places Votes</b>	<b>3,836</b>	<b>6,835</b>	<b>10,671</b>	<b>380</b>	<b>11,051</b>	<b>35.95%</b>	<b>64.05%</b>
Absent Votes	689	1,243	1,932	79	2,011	35.66%	64.34%
Early Votes (by post)	122	163	285	5	290	42.81%	57.19%
Early Votes (in person)	216	259	475	12	487	45.47%	54.53%
Provisional Votes	3	6	9	0	9	33.33%	66.67%
<b>Total Count Centre Votes</b>	<b>1,030</b>	<b>1,671</b>	<b>2,701</b>	<b>96</b>	<b>2,797</b>	<b>38.13%</b>	<b>61.87%</b>
<b>Total Votes</b>	<b>4,866</b>	<b>8,506</b>	<b>13,372</b>	<b>476</b>	<b>13,848</b>	<b>36.39%</b>	<b>63.61%</b>

## Carine District

**Question 1:** *Do you believe that the Western Australian community would benefit if trading hours in the Perth Metropolitan Area were extended to allow general retail shops to trade until 9 pm Monday to Friday?*

Polling Places	Yes	No	Total Valid Votes	Informal Votes	Total Votes	% of Yes Votes to Total Valid Votes	% of No Votes to Total Valid Votes
Carine Senior High School	1,297	2,000	3,297	45	3,342	39.34%	60.66%
Davallia Primary School	715	1,194	1,909	19	1,928	37.45%	62.55%
Deanmore Primary School	520	704	1,224	15	1,239	42.48%	57.52%
Karrinyup Primary School	896	1,425	2,321	35	2,356	38.60%	61.40%
Karrinyup Sports Centre	711	1,064	1,775	21	1,796	40.06%	59.94%
Lake Gwelup Primary School	941	1,269	2,210	31	2,241	42.58%	57.42%
North Beach Autumn Centre	283	571	854	4	858	33.14%	66.86%
North Beach Primary School	872	1,511	2,383	29	2,412	36.59%	63.41%
Poynter Primary School	609	958	1,567	21	1,588	38.86%	61.14%
Scarborough Uniting Church	350	497	847	3	850	41.32%	58.68%
Special Institutions, Hospitals & Remotes	69	223	292	9	301	23.63%	76.37%
Yuluma Primary School	749	974	1,723	28	1,751	43.47%	56.53%
<b>Total Polling Places Votes</b>	<b>8,012</b>	<b>12,390</b>	<b>20,402</b>	<b>260</b>	<b>20,662</b>	<b>39.27%</b>	<b>60.73%</b>
Absent Votes	1,331	1,571	2,902	24	2,926	45.86%	54.14%
Early Votes (by post)	439	425	864	1	865	50.81%	49.19%
Early Votes (in person)	456	596	1,052	15	1,067	43.35%	56.65%
Provisional Votes	4	5	9	0	9	44.44%	55.56%
<b>Total Count Centre Votes</b>	<b>2,230</b>	<b>2,597</b>	<b>4,827</b>	<b>40</b>	<b>4,867</b>	<b>46.20%</b>	<b>53.80%</b>
<b>Total Votes</b>	<b>10,242</b>	<b>14,987</b>	<b>25,229</b>	<b>300</b>	<b>25,529</b>	<b>40.60%</b>	<b>59.40%</b>

## Carine District

**Question 2:** *Do you believe that the Western Australian community would benefit if trading hours in the Perth Metropolitan Area were extended to allow general retail shops to trade for 6 hours on Sunday?*

Polling Places	Yes	No	Total Valid Votes	Informal Votes	Total Votes	% of Yes Votes to Total Valid Votes	% of No Votes to Total Valid Votes
Carine Senior High School	1,149	2,148	3,297	45	3,342	34.85%	65.15%
Davallia Primary School	634	1,265	1,899	29	1,928	33.39%	66.61%
Deanmore Primary School	458	757	1,215	24	1,239	37.70%	62.30%
Karrinyup Primary School	753	1,556	2,309	47	2,356	32.61%	67.39%
Karrinyup Sports Centre	614	1,138	1,752	23	1,775	35.05%	64.95%
Lake Gwelup Primary School	833	1,359	2,192	49	2,241	38.00%	62.00%
North Beach Autumn Centre	253	595	848	4	852	29.83%	70.17%
North Beach Primary School	734	1,636	2,370	42	2,412	30.97%	69.03%
Poynter Primary School	566	1,001	1,567	21	1,588	36.12%	63.88%
Scarborough Uniting Church	336	499	835	15	850	40.24%	59.76%
Special Institutions, Hospitals & Remotes	52	228	280	21	301	18.57%	81.43%
Yuluma Primary School	662	1,048	1,710	41	1,751	38.71%	61.29%
<b>Total Polling Places Votes</b>	<b>7,044</b>	<b>13,230</b>	<b>20,274</b>	<b>361</b>	<b>20,635</b>	<b>34.74%</b>	<b>65.26%</b>
Absent Votes	1,151	1,714	2,865	61	2,926	40.17%	59.83%
Early Votes (by post)	408	454	862	3	865	47.33%	52.67%
Early Votes (in person)	415	635	1,050	17	1,067	39.52%	60.48%
Provisional Votes	5	4	9	0	9	55.56%	44.44%
<b>Total Count Centre Votes</b>	<b>1,979</b>	<b>2,807</b>	<b>4,786</b>	<b>81</b>	<b>4,867</b>	<b>41.35%</b>	<b>58.65%</b>
<b>Total Votes</b>	<b>9,023</b>	<b>16,037</b>	<b>25,060</b>	<b>442</b>	<b>25,502</b>	<b>36.01%</b>	<b>63.99%</b>

## Central Kimberley-Pilbara District

**Question 1:** *Do you believe that the Western Australian community would benefit if trading hours in the Perth Metropolitan Area were extended to allow general retail shops to trade until 9 pm Monday to Friday?*

Polling Places	Yes	No	Total Valid Votes	Informal Votes	Total Votes	% of Yes Votes to Total Valid Votes	% of No Votes to Total Valid Votes
Baler Primary School	751	587	1,338	44	1,382	56.13%	43.87%
Fitzroy Crossing District High School	193	91	284	11	295	67.96%	32.04%
Halls Creek School	254	112	366	22	388	69.40%	30.60%
Marble Bar Civic Centre	42	39	81	7	88	51.85%	48.15%
Nullagine Telecentre	44	13	57	2	59	77.19%	22.81%
Pannawonica Primary School	129	82	211	11	222	61.14%	38.86%
Paraburdoo Primary School	297	231	528	19	547	56.25%	43.75%
Port Hedland Civic Centre	495	496	991	28	1,019	49.95%	50.05%
Port Hedland Primary School	205	183	388	6	394	52.84%	47.16%
South Hedland Primary School	566	436	1,002	26	1,028	56.49%	43.51%
Special Institutions, Hospitals & Remotes	579	181	760	186	946	76.18%	23.82%
Telfer Messing Facilities	5	1	6	0	6	83.33%	16.67%
Tom Price Primary School	586	423	1,009	31	1,040	58.08%	41.92%
Warmun Community Centre	53	26	79	42	121	67.09%	32.91%
<b>Total Polling Places Votes</b>	<b>4,199</b>	<b>2,901</b>	<b>7,100</b>	<b>435</b>	<b>7,535</b>	<b>59.14%</b>	<b>40.86%</b>
Absent Votes	620	517	1,137	21	1,158	54.53%	45.47%
Early Votes (by post)	123	145	268	4	272	45.90%	54.10%
Early Votes (in person)	55	58	113	3	116	48.67%	51.33%
Provisional Votes	12	3	15	0	15	80.00%	20.00%
<b>Total Count Centre Votes</b>	<b>810</b>	<b>723</b>	<b>1,533</b>	<b>28</b>	<b>1,561</b>	<b>52.84%</b>	<b>47.16%</b>
<b>Total Votes</b>	<b>5,009</b>	<b>3,624</b>	<b>8,633</b>	<b>463</b>	<b>9,096</b>	<b>58.02%</b>	<b>41.98%</b>



## Central Kimberley-Pilbara District

**Question 2:** *Do you believe that the Western Australian community would benefit if trading hours in the Perth Metropolitan Area were extended to allow general retail shops to trade for 6 hours on Sunday?*

Polling Places	Yes	No	Total Valid Votes	Informal Votes	Total Votes	% of Yes Votes to Total Valid Votes	% of No Votes to Total Valid Votes
Baler Primary School	800	519	1,319	63	1,382	60.65%	39.35%
Fitzroy Crossing District High School	178	91	269	26	295	66.17%	33.83%
Halls Creek School	236	115	351	37	388	67.24%	32.76%
Marble Bar Civic Centre	49	32	81	7	88	60.49%	39.51%
Nullagine Telecentre	43	13	56	3	59	76.79%	23.21%
Pannawonica Primary School	130	82	212	10	222	61.32%	38.68%
Paraburdoo Primary School	323	207	530	17	547	60.94%	39.06%
Port Hedland Civic Centre	527	453	980	39	1,019	53.78%	46.22%
Port Hedland Primary School	222	165	387	7	394	57.36%	42.64%
South Hedland Primary School	570	415	985	43	1,028	57.87%	42.13%
Special Institutions, Hospitals & Remotes	493	227	720	226	946	68.47%	31.53%
Telfer Messing Facilities	3	3	6	0	6	50.00%	50.00%
Tom Price Primary School	608	392	1,000	40	1,040	60.80%	39.20%
Warmun Community Centre	55	24	79	42	121	69.62%	30.38%
<b>Total Polling Places Votes</b>	<b>4,237</b>	<b>2,738</b>	<b>6,975</b>	<b>560</b>	<b>7,535</b>	<b>60.75%</b>	<b>39.25%</b>
Absent Votes	630	497	1,127	31	1,158	55.90%	44.10%
Early Votes (by post)	138	129	267	5	272	51.69%	48.31%
Early Votes (in person)	68	46	114	2	116	59.65%	40.35%
Provisional Votes	12	3	15	0	15	80.00%	20.00%
<b>Total Count Centre Votes</b>	<b>848</b>	<b>675</b>	<b>1,523</b>	<b>38</b>	<b>1,561</b>	<b>55.68%</b>	<b>44.32%</b>
<b>Total Votes</b>	<b>5,085</b>	<b>3,413</b>	<b>8,498</b>	<b>598</b>	<b>9,096</b>	<b>59.84%</b>	<b>40.16%</b>

## Churchlands District

**Question 1:** *Do you believe that the Western Australian community would benefit if trading hours in the Perth Metropolitan Area were extended to allow general retail shops to trade until 9 pm Monday to Friday?*

Polling Places	Yes	No	Total Valid Votes	Informal Votes	Total Votes	% of Yes Votes to Total Valid Votes	% of No Votes to Total Valid Votes
Churchlands Primary School	528	579	1,107	6	1,113	47.70%	52.30%
Churchlands Senior High School	229	253	482	0	482	47.51%	52.49%
Doubleview Primary School	1,348	1,678	3,026	13	3,039	44.55%	55.45%
Edith Cowan University - Churchlands Campus Car Park	65	96	161	1	162	40.37%	59.63%
Floreat Park Pre-Primary Centre	347	491	838	5	843	41.41%	58.59%
Floreat Primary School	541	819	1,360	0	1,360	39.78%	60.22%
Holy Spirit School	594	871	1,465	15	1,480	40.55%	59.45%
Kapinara Primary School	230	320	550	3	553	41.82%	58.18%
Lake Monger Primary School	696	731	1,427	37	1,464	48.77%	51.23%
Scarborough Pre-Primary Centre	619	740	1,359	18	1,377	45.55%	54.45%
Scarborough Uniting Church	260	326	586	6	592	44.37%	55.63%
Special Institutions, Hospitals & Remotes	66	148	214	6	220	30.84%	69.16%
Teakwood Community Kindergarten	442	871	1,313	15	1,328	33.66%	66.34%
Wembley Downs Primary School	1,007	1,694	2,701	31	2,732	37.28%	62.72%
Wembley Primary School	306	350	656	1	657	46.65%	53.35%
Woodlands Primary School	674	1,214	1,888	25	1,913	35.70%	64.30%
Yuluma Primary School	412	598	1,010	22	1,032	40.79%	59.21%
<b>Total Polling Places Votes</b>	<b>8,364</b>	<b>11,779</b>	<b>20,143</b>	<b>204</b>	<b>20,347</b>	<b>41.52%</b>	<b>58.48%</b>
Absent Votes	1,376	1,574	2,950	23	2,973	46.64%	53.36%
Early Votes (by post)	386	522	908	4	912	42.51%	57.49%
Early Votes (in person)	425	390	815	5	820	52.15%	47.85%
Provisional Votes	3	0	3	0	3	100.00%	0.00%
<b>Total Count Centre Votes</b>	<b>2,190</b>	<b>2,486</b>	<b>4,676</b>	<b>32</b>	<b>4,708</b>	<b>46.83%</b>	<b>53.17%</b>
<b>Total Votes</b>	<b>10,554</b>	<b>14,265</b>	<b>24,819</b>	<b>236</b>	<b>25,055</b>	<b>42.52%</b>	<b>57.48%</b>

## Churchlands District

**Question 2:** *Do you believe that the Western Australian community would benefit if trading hours in the Perth Metropolitan Area were extended to allow general retail shops to trade for 6 hours on Sunday?*

Polling Places	Yes	No	Total Valid Votes	Informal Votes	Total Votes	% of Yes Votes to Total Valid Votes	% of No Votes to Total Valid Votes
Churchlands Primary School	466	636	1,102	11	1,113	42.29%	57.71%
Churchlands Senior High School	215	266	481	1	482	44.70%	55.30%
Doubleview Primary School	1,219	1,786	3,005	34	3,039	40.57%	59.43%
Edith Cowan University - Churchlands Campus Car Park	68	93	161	1	162	42.24%	57.76%
Floreat Park Pre-Primary Centre	311	520	831	12	843	37.42%	62.58%
Floreat Primary School	478	878	1,356	4	1,360	35.25%	64.75%
Holy Spirit School	553	908	1,461	19	1,480	37.85%	62.15%
Kapinara Primary School	209	339	548	5	553	38.14%	61.86%
Lake Monger Primary School	638	778	1,416	47	1,463	45.06%	54.94%
Scarborough Pre-Primary Centre	527	819	1,346	31	1,377	39.15%	60.85%
Scarborough Uniting Church	235	343	578	14	592	40.66%	59.34%
Special Institutions, Hospitals & Remotes	57	146	203	17	220	28.08%	71.92%
Teakwood Community Kindergarten	400	901	1,301	27	1,328	30.75%	69.25%
Wembley Downs Primary School	915	1,786	2,701	31	2,732	33.88%	66.12%
Wembley Primary School	287	363	650	1	651	44.15%	55.85%
Woodlands Primary School	611	1,264	1,875	38	1,913	32.59%	67.41%
Yuluma Primary School	340	649	989	43	1,032	34.38%	65.62%
<b>Total Polling Places Votes</b>	<b>7,529</b>	<b>12,475</b>	<b>20,004</b>	<b>336</b>	<b>20,340</b>	<b>37.64%</b>	<b>62.36%</b>
Absent Votes	1,240	1,691	2,931	42	2,973	42.31%	57.69%
Early Votes (by post)	399	506	905	7	912	44.09%	55.91%
Early Votes (in person)	386	425	811	9	820	47.60%	52.40%
Provisional Votes	3	0	3	0	3	100.00%	0.00%
<b>Total Count Centre Votes</b>	<b>2,028</b>	<b>2,622</b>	<b>4,650</b>	<b>58</b>	<b>4,708</b>	<b>43.61%</b>	<b>56.39%</b>
<b>Total Votes</b>	<b>9,557</b>	<b>15,097</b>	<b>24,654</b>	<b>394</b>	<b>25,048</b>	<b>38.76%</b>	<b>61.24%</b>

## Cockburn District

**Question 1:** *Do you believe that the Western Australian community would benefit if trading hours in the Perth Metropolitan Area were extended to allow general retail shops to trade until 9 pm Monday to Friday?*

Polling Places	Yes	No	Total Valid Votes	Informal Votes	Total Votes	% of Yes Votes to Total Valid Votes	% of No Votes to Total Valid Votes
Beeliar Primary School	424	468	892	12	904	47.53%	52.47%
Calista Primary School	923	1,132	2,055	56	2,111	44.91%	55.09%
Coogee Primary School	703	1,075	1,778	44	1,822	39.54%	60.46%
Jandakot Primary School	948	1,014	1,962	26	1,988	48.32%	51.68%
Lakeland Senior High School	464	716	1,180	27	1,207	39.32%	60.68%
Mater Christi Catholic Primary School	220	338	558	9	567	39.43%	60.57%
Medina Primary School	885	1,186	2,071	75	2,146	42.73%	57.27%
Newton Primary School	528	820	1,348	41	1,389	39.17%	60.83%
North Parmelia Primary School	1,119	1,101	2,220	48	2,268	50.41%	49.59%
South Coogee Primary School	424	586	1,010	30	1,040	41.98%	58.02%
South Lake Primary School	724	960	1,684	62	1,746	42.99%	57.01%
Special Institutions, Hospitals & Remotes	21	20	41	12	53	51.22%	48.78%
Wattleup Primary School	238	348	586	22	608	40.61%	59.39%
Yangebup Primary School	1,181	1,523	2,704	70	2,774	43.68%	56.32%
<b>Total Polling Places Votes</b>	<b>8,802</b>	<b>11,287</b>	<b>20,089</b>	<b>534</b>	<b>20,623</b>	<b>43.82%</b>	<b>56.18%</b>
Absent Votes	1,322	1,526	2,848	52	2,900	46.42%	53.58%
Early Votes (by post)	296	386	682	10	692	43.40%	56.60%
Early Votes (in person)	43	47	90	3	93	47.78%	52.22%
Provisional Votes	11	9	20	1	21	55.00%	45.00%
<b>Total Count Centre Votes</b>	<b>1,672</b>	<b>1,968</b>	<b>3,640</b>	<b>66</b>	<b>3,706</b>	<b>45.93%</b>	<b>54.07%</b>
<b>Total Votes</b>	<b>10,474</b>	<b>13,255</b>	<b>23,729</b>	<b>600</b>	<b>24,329</b>	<b>44.14%</b>	<b>55.86%</b>

## Cockburn District

**Question 2:** *Do you believe that the Western Australian community would benefit if trading hours in the Perth Metropolitan Area were extended to allow general retail shops to trade for 6 hours on Sunday?*

Polling Places	Yes	No	Total Valid Votes	Informal Votes	Total Votes	% of Yes Votes to Total Valid Votes	% of No Votes to Total Valid Votes
Beeliar Primary School	402	480	882	22	904	45.58%	54.42%
Calista Primary School	900	1,113	2,013	98	2,111	44.71%	55.29%
Coogee Primary School	653	1,101	1,754	68	1,822	37.23%	62.77%
Jandakot Primary School	882	1,057	1,939	49	1,988	45.49%	54.51%
Lakeland Senior High School	504	670	1,174	33	1,207	42.93%	57.07%
Mater Christi Catholic Primary School	199	354	553	14	567	35.99%	64.01%
Medina Primary School	872	1,162	2,034	112	2,146	42.87%	57.13%
Newton Primary School	453	921	1,374	15	1,389	32.97%	67.03%
North Parmelia Primary School	1,007	1,177	2,184	84	2,268	46.11%	53.89%
South Coogee Primary School	370	623	993	47	1,040	37.26%	62.74%
South Lake Primary School	692	977	1,669	77	1,746	41.46%	58.54%
Special Institutions, Hospitals & Remotes	17	24	41	12	53	41.46%	58.54%
Wattleup Primary School	223	349	572	36	608	38.99%	61.01%
Yangebup Primary School	1,138	1,554	2,692	82	2,774	42.27%	57.73%
<b>Total Polling Places Votes</b>	<b>8,312</b>	<b>11,562</b>	<b>19,874</b>	<b>749</b>	<b>20,623</b>	<b>41.82%</b>	<b>58.18%</b>
Absent Votes	1,280	1,531	2,811	89	2,900	45.54%	54.46%
Early Votes (by post)	318	362	680	12	692	46.76%	53.24%
Early Votes (in person)	49	41	90	3	93	54.44%	45.56%
Provisional Votes	10	9	19	2	21	52.63%	47.37%
<b>Total Count Centre Votes</b>	<b>1,657</b>	<b>1,943</b>	<b>3,600</b>	<b>106</b>	<b>3,706</b>	<b>46.03%</b>	<b>53.97%</b>
<b>Total Votes</b>	<b>9,969</b>	<b>13,505</b>	<b>23,474</b>	<b>855</b>	<b>24,329</b>	<b>42.47%</b>	<b>57.53%</b>

## Collie-Wellington District

**Question 1:** *Do you believe that the Western Australian community would benefit if trading hours in the Perth Metropolitan Area were extended to allow general retail shops to trade until 9 pm Monday to Friday?*

Polling Places	Yes	No	Total Valid Votes	Informal Votes	Total Votes	% of Yes Votes to Total Valid Votes	% of No Votes to Total Valid Votes
Allanson Primary School	158	216	374	10	384	42.25%	57.75%
Binningup Community Hall	206	331	537	14	551	38.36%	61.64%
Brunswick Junction Primary School	227	465	692	43	735	32.80%	67.20%
Collie Court House	255	429	684	24	708	37.28%	62.72%
Collie St John's Ambulance Centre	352	492	844	34	878	41.71%	58.29%
Dardanup Hall	259	542	801	16	817	32.33%	67.67%
Ferguson Hall	48	119	167	2	169	28.74%	71.26%
Lake Clifton-Herron Community Centre	78	134	212	3	215	36.79%	63.21%
Margaretta Wilson Centre	608	841	1,449	47	1,496	41.96%	58.04%
North Collie Hall	274	516	790	43	833	34.68%	65.32%
Preston Beach Community Centre	35	92	127	2	129	27.56%	72.44%
River Valley Primary School	101	306	407	5	412	24.82%	75.18%
Special Institutions, Hospitals & Remotes	102	63	165	18	183	61.82%	38.18%
St Anne's Primary School	692	1,373	2,065	87	2,152	33.51%	66.49%
Waroon Elderly Citizens Centre	461	990	1,451	65	1,516	31.77%	68.23%
Wilson Park Primary School	152	220	372	11	383	40.86%	59.14%
Yarloop Community Hall	161	306	467	14	481	34.48%	65.52%
<b>Total Polling Places Votes</b>	<b>4,169</b>	<b>7,435</b>	<b>11,604</b>	<b>438</b>	<b>12,042</b>	<b>35.93%</b>	<b>64.07%</b>
Absent Votes	538	784	1,322	31	1,353	40.70%	59.30%
Early Votes (by post)	151	234	385	4	389	39.22%	60.78%
Early Votes (in person)	209	218	427	16	443	48.95%	51.05%
Provisional Votes	5	7	12	1	13	41.67%	58.33%
<b>Total Count Centre Votes</b>	<b>903</b>	<b>1,243</b>	<b>2,146</b>	<b>52</b>	<b>2,198</b>	<b>42.08%</b>	<b>57.92%</b>
<b>Total Votes</b>	<b>5,072</b>	<b>8,678</b>	<b>13,750</b>	<b>490</b>	<b>14,240</b>	<b>36.89%</b>	<b>63.11%</b>

## Collie-Wellington District

**Question 2:** *Do you believe that the Western Australian community would benefit if trading hours in the Perth Metropolitan Area were extended to allow general retail shops to trade for 6 hours on Sunday?*

Polling Places	Yes	No	Total Valid Votes	Informal Votes	Total Votes	% of Yes Votes to Total Valid Votes	% of No Votes to Total Valid Votes
Allanson Primary School	152	217	369	15	384	41.19%	58.81%
Binningup Community Hall	201	328	529	22	551	38.00%	62.00%
Brunswick Junction Primary School	237	463	700	35	735	33.86%	66.14%
Collie Court House	244	418	662	46	708	36.86%	63.14%
Collie St John's Ambulance Centre	318	503	821	57	878	38.73%	61.27%
Dardanup Hall	230	570	800	17	817	28.75%	71.25%
Ferguson Hall	48	117	165	4	169	29.09%	70.91%
Lake Clifton-Herron Community Centre	75	133	208	7	215	36.06%	63.94%
Margaretta Wilson Centre	560	856	1,416	80	1,496	39.55%	60.45%
North Collie Hall	265	525	790	43	833	33.54%	66.46%
Preston Beach Community Centre	36	87	123	6	129	29.27%	70.73%
River Valley Primary School	100	304	404	8	412	24.75%	75.25%
Special Institutions, Hospitals & Remotes	81	76	157	26	183	51.59%	48.41%
St Anne's Primary School	695	1,315	2,010	142	2,152	34.58%	65.42%
Waroon Elderly Citizens Centre	500	929	1,429	87	1,516	34.99%	65.01%
Wilson Park Primary School	137	217	354	29	383	38.70%	61.30%
Yarloop Community Hall	169	291	460	21	481	36.74%	63.26%
<b>Total Polling Places Votes</b>	<b>4,048</b>	<b>7,349</b>	<b>11,397</b>	<b>645</b>	<b>12,042</b>	<b>35.52%</b>	<b>64.48%</b>
Absent Votes	508	796	1,304	49	1,353	38.96%	61.04%
Early Votes (by post)	174	212	386	3	389	45.08%	54.92%
Early Votes (in person)	203	223	426	17	443	47.65%	52.35%
Provisional Votes	5	7	12	1	13	41.67%	58.33%
<b>Total Count Centre Votes</b>	<b>890</b>	<b>1,238</b>	<b>2,128</b>	<b>70</b>	<b>2,198</b>	<b>41.82%</b>	<b>58.18%</b>
<b>Total Votes</b>	<b>4,938</b>	<b>8,587</b>	<b>13,525</b>	<b>715</b>	<b>14,240</b>	<b>36.51%</b>	<b>63.49%</b>



## Cottesloe District

**Question 1:** *Do you believe that the Western Australian community would benefit if trading hours in the Perth Metropolitan Area were extended to allow general retail shops to trade until 9 pm Monday to Friday?*

Polling Places	Yes	No	Total Valid Votes	Informal Votes	Total Votes	% of Yes Votes to Total Valid Votes	% of No Votes to Total Valid Votes
City Beach Primary School	634	898	1,532	13	1,545	41.38%	58.62%
Claremont Primary School	883	1,329	2,212	22	2,234	39.92%	60.08%
Cottesloe Civic Centre Lesser Hall	1,042	1,387	2,429	24	2,453	42.90%	57.10%
Cottesloe School for Speech and Hearing Impaired Children	506	596	1,102	8	1,110	45.92%	54.08%
Floreat Park Pre-Primary Centre	301	411	712	7	719	42.28%	57.72%
Floreat Primary School	290	396	686	1	687	42.27%	57.73%
Gilbert Fraser Hall	487	686	1,173	20	1,193	41.52%	58.48%
Graylands Primary School	1,152	1,503	2,655	20	2,675	43.39%	56.61%
Mosman Park Memorial Hall	1,098	1,428	2,526	38	2,564	43.47%	56.53%
North Cottesloe Primary School	839	1,092	1,931	11	1,942	43.45%	56.55%
Presbyterian Ladies' College	147	211	358	1	359	41.06%	58.94%
Saint Hilda's Anglican School for Girls - Chidley Point Campus	263	356	619	6	625	42.49%	57.51%
Special Institutions, Hospitals & Remotes	150	295	445	24	469	33.71%	66.29%
Swanbourne Primary School	799	977	1,776	16	1,792	44.99%	55.01%
<b>Total Polling Places Votes</b>	<b>8,591</b>	<b>11,565</b>	<b>20,156</b>	<b>211</b>	<b>20,367</b>	<b>42.62%</b>	<b>57.38%</b>
Absent Votes	1,272	1,481	2,753	31	2,784	46.20%	53.80%
Early Votes (by post)	324	429	753	6	759	43.03%	56.97%
Early Votes (in person)	586	496	1,082	7	1,089	54.16%	45.84%
Provisional Votes	3	3	6	0	6	50.00%	50.00%
<b>Total Count Centre Votes</b>	<b>2,185</b>	<b>2,409</b>	<b>4,594</b>	<b>44</b>	<b>4,638</b>	<b>47.56%</b>	<b>52.44%</b>
<b>Total Votes</b>	<b>10,776</b>	<b>13,974</b>	<b>24,750</b>	<b>255</b>	<b>25,005</b>	<b>43.54%</b>	<b>56.46%</b>

## Cottesloe District

**Question 2:** *Do you believe that the Western Australian community would benefit if trading hours in the Perth Metropolitan Area were extended to allow general retail shops to trade for 6 hours on Sunday?*

Polling Places	Yes	No	Total Valid Votes	Informal Votes	Total Votes	% of Yes Votes to Total Valid Votes	% of No Votes to Total Valid Votes
City Beach Primary School	538	988	1,526	19	1,545	35.26%	64.74%
Claremont Primary School	867	1,344	2,211	23	2,234	39.21%	60.79%
Cottesloe Civic Centre Lesser Hall	918	1,495	2,413	40	2,453	38.04%	61.96%
Cottesloe School for Speech and Hearing Impaired Children	477	619	1,096	14	1,110	43.52%	56.48%
Floreat Park Pre-Primary Centre	259	450	709	10	719	36.53%	63.47%
Floreat Primary School	251	426	677	10	687	37.08%	62.92%
Gilbert Fraser Hall	445	724	1,169	24	1,193	38.07%	61.93%
Graylands Primary School	1,053	1,580	2,633	42	2,675	39.99%	60.01%
Mosman Park Memorial Hall	1,005	1,482	2,487	77	2,564	40.41%	59.59%
North Cottesloe Primary School	781	1,145	1,926	16	1,942	40.55%	59.45%
Presbyterian Ladies' College	145	213	358	1	359	40.50%	59.50%
Saint Hilda's Anglican School for Girls - Chidley Point Campus	232	379	611	14	625	37.97%	62.03%
Special Institutions, Hospitals & Remotes	137	300	437	32	469	31.35%	68.65%
Swanbourne Primary School	702	1,067	1,769	23	1,792	39.68%	60.32%
<b>Total Polling Places Votes</b>	<b>7,810</b>	<b>12,212</b>	<b>20,022</b>	<b>345</b>	<b>20,367</b>	<b>39.01%</b>	<b>60.99%</b>
Absent Votes	1,172	1,568	2,740	44	2,784	42.77%	57.23%
Early Votes (by post)	318	431	749	10	759	42.46%	57.54%
Early Votes (in person)	494	571	1,065	24	1,089	46.38%	53.62%
Provisional Votes	3	3	6	0	6	50.00%	50.00%
<b>Total Count Centre Votes</b>	<b>1,987</b>	<b>2,573</b>	<b>4,560</b>	<b>78</b>	<b>4,638</b>	<b>43.57%</b>	<b>56.43%</b>
<b>Total Votes</b>	<b>9,797</b>	<b>14,785</b>	<b>24,582</b>	<b>423</b>	<b>25,005</b>	<b>39.85%</b>	<b>60.15%</b>

## Darling Range District

**Question 1:** *Do you believe that the Western Australian community would benefit if trading hours in the Perth Metropolitan Area were extended to allow general retail shops to trade until 9 pm Monday to Friday?*

Polling Places	Yes	No	Total Valid Votes	Informal Votes	Total Votes	% of Yes Votes to Total Valid Votes	% of No Votes to Total Valid Votes
Carmel District Hall	104	257	361	1	362	28.81%	71.19%
Falls Road Primary School	431	962	1,393	15	1,408	30.94%	69.06%
Forrestfield Primary School	705	1,510	2,215	36	2,251	31.83%	68.17%
Forrestfield Senior High School	1,183	2,017	3,200	52	3,252	36.97%	63.03%
Gooseberry Hill Community Hall	310	647	957	9	966	32.39%	67.61%
Hartfield Park Recreation Centre	389	754	1,143	12	1,155	34.03%	65.97%
Kalamunda Agricultural Hall	1,032	2,105	3,137	40	3,177	32.90%	67.10%
Kalamunda Primary School	480	1,083	1,563	22	1,585	30.71%	69.29%
Karragullen District Hall	34	140	174	1	175	19.54%	80.46%
Lesmurdie Senior High School	510	1,096	1,606	20	1,626	31.76%	68.24%
Maida Vale Netball Hall	481	812	1,293	23	1,316	37.20%	62.80%
Pickering Brook Primary School	78	259	337	8	345	23.15%	76.85%
Roleystone Hall	749	1,244	1,993	25	2,018	37.58%	62.42%
Special Institutions, Hospitals & Remotes	52	106	158	2	160	32.91%	67.09%
Walliston Primary School	557	1,219	1,776	27	1,803	31.36%	68.64%
Wattle Grove Primary School	359	669	1,028	9	1,037	34.92%	65.08%
<b>Total Polling Places Votes</b>	<b>7,454</b>	<b>14,880</b>	<b>22,334</b>	<b>302</b>	<b>22,636</b>	<b>33.38%</b>	<b>66.62%</b>
Absent Votes	1,240	1,654	2,894	35	2,929	42.85%	57.15%
Early Votes (by post)	383	582	965	4	969	39.69%	60.31%
Early Votes (in person)	297	242	539	7	546	55.10%	44.90%
Provisional Votes	1	4	5	0	5	20.00%	80.00%
<b>Total Count Centre Votes</b>	<b>1,921</b>	<b>2,482</b>	<b>4,403</b>	<b>46</b>	<b>4,449</b>	<b>43.63%</b>	<b>56.37%</b>
<b>Total Votes</b>	<b>9,375</b>	<b>17,362</b>	<b>26,737</b>	<b>348</b>	<b>27,085</b>	<b>35.06%</b>	<b>64.94%</b>

## Darling Range District

**Question 2:** *Do you believe that the Western Australian community would benefit if trading hours in the Perth Metropolitan Area were extended to allow general retail shops to trade for 6 hours on Sunday?*

Polling Places	Yes	No	Total Valid Votes	Informal Votes	Total Votes	% of Yes Votes to Total Valid Votes	% of No Votes to Total Valid Votes
Carmel District Hall	90	270	360	2	362	25.00%	75.00%
Falls Road Primary School	387	1,002	1,389	19	1,408	27.86%	72.14%
Forrestfield Primary School	633	1,558	2,191	60	2,251	28.89%	71.11%
Forrestfield Senior High School	1,056	2,120	3,176	76	3,252	33.25%	66.75%
Gooseberry Hill Community Hall	278	670	948	18	966	29.32%	70.68%
Hartfield Park Recreation Centre	332	798	1,130	25	1,155	29.38%	70.62%
Kalamunda Agricultural Hall	943	2,167	3,110	67	3,177	30.32%	69.68%
Kalamunda Primary School	441	1,120	1,561	24	1,585	28.25%	71.75%
Karragullen District Hall	30	143	173	2	175	17.34%	82.66%
Lesmurdie Senior High School	455	1,140	1,595	31	1,626	28.53%	71.47%
Maida Vale Netball Hall	441	847	1,288	28	1,316	34.24%	65.76%
Pickering Brook Primary School	78	259	337	8	345	23.15%	76.85%
Roleystone Hall	670	1,319	1,989	29	2,018	33.69%	66.31%
Special Institutions, Hospitals & Remotes	48	106	154	6	160	31.17%	68.83%
Walliston Primary School	502	1,262	1,764	39	1,803	28.46%	71.54%
Wattle Grove Primary School	322	700	1,022	15	1,037	31.51%	68.49%
<b>Total Polling Places Votes</b>	<b>6,706</b>	<b>15,481</b>	<b>22,187</b>	<b>449</b>	<b>22,636</b>	<b>30.22%</b>	<b>69.78%</b>
Absent Votes	1,056	1,818	2,874	55	2,929	36.74%	63.26%
Early Votes (by post)	371	592	963	6	969	38.53%	61.47%
Early Votes (in person)	285	252	537	9	546	53.07%	46.93%
Provisional Votes	5	0	5	0	5	100.00%	0.00%
<b>Total Count Centre Votes</b>	<b>1,717</b>	<b>2,662</b>	<b>4,379</b>	<b>70</b>	<b>4,449</b>	<b>39.21%</b>	<b>60.79%</b>
<b>Total Votes</b>	<b>8,423</b>	<b>18,143</b>	<b>26,566</b>	<b>519</b>	<b>27,085</b>	<b>31.71%</b>	<b>68.29%</b>

## Dawesville District

**Question 1:** *Do you believe that the Western Australian community would benefit if trading hours in the Perth Metropolitan Area were extended to allow general retail shops to trade until 9 pm Monday to Friday?*

Polling Places	Yes	No	Total Valid Votes	Informal Votes	Total Votes	% of Yes Votes to Total Valid Votes	% of No Votes to Total Valid Votes
Christian Outreach Centre Hall	669	1,198	1,867	22	1,889	35.83%	64.17%
Falcon Football Pavilion	802	1,505	2,307	40	2,347	34.76%	65.24%
Falcon Primary School	190	439	629	5	634	30.21%	69.79%
Glencoe Primary School	1,027	1,921	2,948	63	3,011	34.84%	65.16%
Halls Head Primary School	731	1,240	1,971	19	1,990	37.09%	62.91%
Southern Estuary Progress Association Hall	516	1,100	1,616	20	1,636	31.93%	68.07%
<b>Total Polling Places Votes</b>	<b>3,935</b>	<b>7,403</b>	<b>11,338</b>	<b>169</b>	<b>11,507</b>	<b>34.71%</b>	<b>65.29%</b>
Absent Votes	568	817	1,385	22	1,407	41.01%	58.99%
Early Votes (by post)	171	209	380	4	384	45.00%	55.00%
Early Votes (in person)	239	295	534	0	534	44.76%	55.24%
Provisional Votes	12	8	20	1	21	60.00%	40.00%
<b>Total Count Centre Votes</b>	<b>990</b>	<b>1,329</b>	<b>2,319</b>	<b>27</b>	<b>2,346</b>	<b>42.69%</b>	<b>57.31%</b>
<b>Total Votes</b>	<b>4,925</b>	<b>8,732</b>	<b>13,657</b>	<b>196</b>	<b>13,853</b>	<b>36.06%</b>	<b>63.94%</b>

## Dawesville District

**Question 2:** *Do you believe that the Western Australian community would benefit if trading hours in the Perth Metropolitan Area were extended to allow general retail shops to trade for 6 hours on Sunday?*

Polling Places	Yes	No	Total Valid Votes	Informal Votes	Total Votes	% of Yes Votes to Total Valid Votes	% of No Votes to Total Valid Votes
Christian Outreach Centre Hall	695	1,154	1,849	40	1,889	37.59%	62.41%
Falcon Football Pavilion	807	1,462	2,269	78	2,347	35.57%	64.43%
Falcon Primary School	207	419	626	8	634	33.07%	66.93%
Glencoe Primary School	1,111	1,802	2,913	98	3,011	38.14%	61.86%
Halls Head Primary School	780	1,173	1,953	19	1,972	39.94%	60.06%
Southern Estuary Progress Association Hall	497	1,098	1,595	41	1,636	31.16%	68.84%
<b>Total Polling Places Votes</b>	<b>4,097</b>	<b>7,108</b>	<b>11,205</b>	<b>284</b>	<b>11,489</b>	<b>36.56%</b>	<b>63.44%</b>
Absent Votes	536	839	1,375	32	1,407	38.98%	61.02%
Early Votes (by post)	200	182	382	2	384	52.36%	47.64%
Early Votes (in person)	240	282	522	12	534	45.98%	54.02%
Provisional Votes	9	12	21	0	21	42.86%	57.14%
<b>Total Count Centre Votes</b>	<b>985</b>	<b>1,315</b>	<b>2,300</b>	<b>46</b>	<b>2,346</b>	<b>42.83%</b>	<b>57.17%</b>
<b>Total Votes</b>	<b>5,082</b>	<b>8,423</b>	<b>13,505</b>	<b>330</b>	<b>13,835</b>	<b>37.63%</b>	<b>62.37%</b>

## Fremantle District

**Question 1:** *Do you believe that the Western Australian community would benefit if trading hours in the Perth Metropolitan Area were extended to allow general retail shops to trade until 9 pm Monday to Friday?*

Polling Places	Yes	No	Total Valid Votes	Informal Votes	Total Votes	% of Yes Votes to Total Valid Votes	% of No Votes to Total Valid Votes
Anglican Church Hall	253	384	637	14	651	39.72%	60.28%
Beaconsfield Primary School	756	1,223	1,979	97	2,076	38.20%	61.80%
Bicton Primary School	496	833	1,329	22	1,351	37.32%	62.68%
Coogee Primary School	303	522	825	27	852	36.73%	63.27%
East Fremantle Primary School	948	1,333	2,281	72	2,353	41.56%	58.44%
Fremantle Primary School (formerly South Terrace PS)	749	1,027	1,776	41	1,817	42.17%	57.83%
Phoenix Primary School	836	1,443	2,279	155	2,434	36.68%	63.32%
Richmond Primary School	911	1,481	2,392	35	2,427	38.09%	61.91%
Rottne Island Primary School	62	63	125	2	127	49.60%	50.40%
Special Institutions, Hospitals & Remotes	65	71	136	11	147	47.79%	52.21%
Victoria Hall	474	588	1,062	28	1,090	44.63%	55.37%
White Gum Valley Primary School	633	924	1,557	64	1,621	40.66%	59.34%
Winterfold Primary School	421	1,100	1,521	406	1,927	27.68%	72.32%
<b>Total Polling Places Votes</b>	<b>6,907</b>	<b>10,992</b>	<b>17,899</b>	<b>974</b>	<b>18,873</b>	<b>38.59%</b>	<b>61.41%</b>
Absent Votes	1,429	1,884	3,313	70	3,383	43.13%	56.87%
Early Votes (by post)	330	400	730	7	737	45.21%	54.79%
Early Votes (in person)	336	363	699	4	703	48.07%	51.93%
Provisional Votes	2	1	3	2	5	66.67%	33.33%
<b>Total Count Centre Votes</b>	<b>2,097</b>	<b>2,648</b>	<b>4,745</b>	<b>83</b>	<b>4,828</b>	<b>44.19%</b>	<b>55.81%</b>
<b>Total Votes</b>	<b>9,004</b>	<b>13,640</b>	<b>22,644</b>	<b>1,057</b>	<b>23,701</b>	<b>39.76%</b>	<b>60.24%</b>



## Fremantle District

**Question 2:** *Do you believe that the Western Australian community would benefit if trading hours in the Perth Metropolitan Area were extended to allow general retail shops to trade for 6 hours on Sunday?*

Polling Places	Yes	No	Total Valid Votes	Informal Votes	Total Votes	% of Yes Votes to Total Valid Votes	% of No Votes to Total Valid Votes
Anglican Church Hall	220	415	635	16	651	34.65%	65.35%
Beaconsfield Primary School	597	1,382	1,979	97	2,076	30.17%	69.83%
Bicton Primary School	485	841	1,326	25	1,351	36.58%	63.42%
Coogee Primary School	302	516	818	34	852	36.92%	63.08%
East Fremantle Primary School	889	1,371	2,260	93	2,353	39.34%	60.66%
Fremantle Primary School (formerly South Terrace PS)	675	1,087	1,762	55	1,817	38.31%	61.69%
Phoenix Primary School	792	1,433	2,225	209	2,434	35.60%	64.40%
Richmond Primary School	843	1,531	2,374	53	2,427	35.51%	64.49%
Rottnest Island Primary School	56	67	123	4	127	45.53%	54.47%
Special Institutions, Hospitals & Remotes	53	84	137	10	147	38.69%	61.31%
Victoria Hall	450	606	1,056	34	1,090	42.61%	57.39%
White Gum Valley Primary School	575	951	1,526	95	1,621	37.68%	62.32%
Winterfold Primary School	421	1,100	1,521	406	1,927	27.68%	72.32%
<b>Total Polling Places Votes</b>	<b>6,358</b>	<b>11,384</b>	<b>17,742</b>	<b>1,131</b>	<b>18,873</b>	<b>35.84%</b>	<b>64.16%</b>
Absent Votes	1,308	1,974	3,282	101	3,383	39.85%	60.15%
Early Votes (by post)	320	405	725	12	737	44.14%	55.86%
Early Votes (in person)	330	365	695	8	703	47.48%	52.52%
Provisional Votes	2	2	4	1	5	50.00%	50.00%
<b>Total Count Centre Votes</b>	<b>1,960</b>	<b>2,746</b>	<b>4,706</b>	<b>122</b>	<b>4,828</b>	<b>41.65%</b>	<b>58.35%</b>
<b>Total Votes</b>	<b>8,318</b>	<b>14,130</b>	<b>22,448</b>	<b>1,253</b>	<b>23,701</b>	<b>37.05%</b>	<b>62.95%</b>

## Geraldton District

**Question 1:** *Do you believe that the Western Australian community would benefit if trading hours in the Perth Metropolitan Area were extended to allow general retail shops to trade until 9 pm Monday to Friday?*

Polling Places	Yes	No	Total Valid Votes	Informal Votes	Total Votes	% of Yes Votes to Total Valid Votes	% of No Votes to Total Valid Votes
Allendale Primary School	314	1,059	1,373	31	1,404	22.87%	77.13%
Beachlands Primary School	191	477	668	14	682	28.59%	71.41%
Bluff Point Primary School	443	1,276	1,719	31	1,750	25.77%	74.23%
Geraldton Civic Centre	379	1,000	1,379	36	1,415	27.48%	72.52%
Geraldton Primary School	237	643	880	20	900	26.93%	73.07%
Geraldton St John of God Hospital	70	277	347	7	354	20.17%	79.83%
Mt Tarcoola Community Hall	433	1,038	1,471	44	1,515	29.44%	70.56%
Rangeway Primary School	484	993	1,477	56	1,533	32.77%	67.23%
Spalding Family Centre	222	546	768	44	812	28.91%	71.09%
Special Institutions, Hospitals & Remotes	35	57	92	6	98	38.04%	61.96%
<b>Total Polling Places Votes</b>	<b>2,808</b>	<b>7,366</b>	<b>10,174</b>	<b>289</b>	<b>10,463</b>	<b>27.60%</b>	<b>72.40%</b>
Absent Votes	458	723	1,181	16	1,197	38.78%	61.22%
Early Votes (by post)	72	207	279	5	284	25.81%	74.19%
Early Votes (in person)	160	333	493	8	501	32.45%	67.55%
Provisional Votes	5	2	7	0	7	71.43%	28.57%
<b>Total Count Centre Votes</b>	<b>695</b>	<b>1,265</b>	<b>1,960</b>	<b>29</b>	<b>1,989</b>	<b>35.46%</b>	<b>64.54%</b>
<b>Total Votes</b>	<b>3,503</b>	<b>8,631</b>	<b>12,134</b>	<b>318</b>	<b>12,452</b>	<b>28.87%</b>	<b>71.13%</b>

## Geraldton District

**Question 2:** *Do you believe that the Western Australian community would benefit if trading hours in the Perth Metropolitan Area were extended to allow general retail shops to trade for 6 hours on Sunday?*

Polling Places	Yes	No	Total Valid Votes	Informal Votes	Total Votes	% of Yes Votes to Total Valid Votes	% of No Votes to Total Valid Votes
Allendale Primary School	290	1,053	1,343	61	1,404	21.59%	78.41%
Beachlands Primary School	166	488	654	28	682	25.38%	74.62%
Bluff Point Primary School	423	1,276	1,699	51	1,750	24.90%	75.10%
Geraldton Civic Centre	358	1,014	1,372	43	1,415	26.09%	73.91%
Geraldton Primary School	227	645	872	28	900	26.03%	73.97%
Geraldton St John of God Hospital	58	285	343	11	354	16.91%	83.09%
Mt Tarcoola Community Hall	407	1,042	1,449	66	1,515	28.09%	71.91%
Rangeway Primary School	459	997	1,456	77	1,533	31.52%	68.48%
Spalding Family Centre	216	547	763	46	809	28.31%	71.69%
Special Institutions, Hospitals & Remotes	25	68	93	5	98	26.88%	73.12%
<b>Total Polling Places Votes</b>	<b>2,629</b>	<b>7,415</b>	<b>10,044</b>	<b>416</b>	<b>10,460</b>	<b>26.17%</b>	<b>73.83%</b>
Absent Votes	429	742	1,171	26	1,197	36.64%	63.36%
Early Votes (by post)	70	211	281	3	284	24.91%	75.09%
Early Votes (in person)	148	337	485	16	501	30.52%	69.48%
Provisional Votes	4	3	7	0	7	57.14%	42.86%
<b>Total Count Centre Votes</b>	<b>651</b>	<b>1,293</b>	<b>1,944</b>	<b>45</b>	<b>1,989</b>	<b>33.49%</b>	<b>66.51%</b>
<b>Total Votes</b>	<b>3,280</b>	<b>8,708</b>	<b>11,988</b>	<b>461</b>	<b>12,449</b>	<b>27.36%</b>	<b>72.64%</b>

## Girrawheen District

**Question 1:** *Do you believe that the Western Australian community would benefit if trading hours in the Perth Metropolitan Area were extended to allow general retail shops to trade until 9 pm Monday to Friday?*

Polling Places	Yes	No	Total Valid Votes	Informal Votes	Total Votes	% of Yes Votes to Total Valid Votes	% of No Votes to Total Valid Votes
Alexander Heights Community Hall	788	969	1,757	48	1,805	44.85%	55.15%
Alinjarra Primary School	1,048	1,387	2,435	46	2,481	43.04%	56.96%
Blackmore Primary School	909	1,031	1,940	84	2,024	46.86%	53.14%
Boyare Primary School	299	537	836	124	960	35.77%	64.23%
Dryandra Primary School	693	822	1,515	80	1,595	45.74%	54.26%
Hainsworth Primary School	635	778	1,413	64	1,477	44.94%	55.06%
Koondoola Primary School	822	1,019	1,841	64	1,905	44.65%	55.35%
Marangaroo Family Centre	1,195	1,462	2,657	212	2,869	44.98%	55.02%
Marangaroo Primary School	947	1,162	2,109	62	2,171	44.90%	55.10%
Montrose Primary School	284	347	631	15	646	45.01%	54.99%
North Balga Primary School	524	775	1,299	84	1,383	40.34%	59.66%
Special Institutions, Hospitals & Remotes	10	7	17	0	17	58.82%	41.18%
<b>Total Polling Places Votes</b>	<b>8,154</b>	<b>10,296</b>	<b>18,450</b>	<b>883</b>	<b>19,333</b>	<b>44.20%</b>	<b>55.80%</b>
Absent Votes	1,237	1,515	2,752	50	2,802	44.95%	55.05%
Early Votes (by post)	343	333	676	5	681	50.74%	49.26%
Early Votes (in person)	160	197	357	4	361	44.82%	55.18%
Provisional Votes	5	7	12	1	13	41.67%	58.33%
<b>Total Count Centre Votes</b>	<b>1,745</b>	<b>2,052</b>	<b>3,797</b>	<b>60</b>	<b>3,857</b>	<b>45.96%</b>	<b>54.04%</b>
<b>Total Votes</b>	<b>9,899</b>	<b>12,348</b>	<b>22,247</b>	<b>943</b>	<b>23,190</b>	<b>44.50%</b>	<b>55.50%</b>

## Girrawheen District

**Question 2:** *Do you believe that the Western Australian community would benefit if trading hours in the Perth Metropolitan Area were extended to allow general retail shops to trade for 6 hours on Sunday?*

Polling Places	Yes	No	Total Valid Votes	Informal Votes	Total Votes	% of Yes Votes to Total Valid Votes	% of No Votes to Total Valid Votes
Alexander Heights Community Hall	717	1,022	1,739	66	1,805	41.23%	58.77%
Alinjarra Primary School	881	1,545	2,426	55	2,481	36.31%	63.69%
Blackmore Primary School	812	1,099	1,911	113	2,024	42.49%	57.51%
Boyare Primary School	257	591	848	112	960	30.31%	69.69%
Dryandra Primary School	640	865	1,505	90	1,595	42.52%	57.48%
Hainsworth Primary School	576	810	1,386	91	1,477	41.56%	58.44%
Koondoola Primary School	728	1,071	1,799	106	1,905	40.47%	59.53%
Marangaroo Family Centre	1,027	1,608	2,635	234	2,869	38.98%	61.02%
Marangaroo Primary School	833	1,240	2,073	98	2,171	40.18%	59.82%
Montrose Primary School	271	354	625	21	646	43.36%	56.64%
North Balga Primary School	443	908	1,351	32	1,383	32.79%	67.21%
Special Institutions, Hospitals & Remotes	9	7	16	1	17	56.25%	43.75%
<b>Total Polling Places Votes</b>	<b>7,194</b>	<b>11,120</b>	<b>18,314</b>	<b>1,019</b>	<b>19,333</b>	<b>39.28%</b>	<b>60.72%</b>
Absent Votes	1,088	1,610	2,698	104	2,802	40.33%	59.67%
Early Votes (by post)	338	340	678	3	681	49.85%	50.15%
Early Votes (in person)	158	196	354	7	361	44.63%	55.37%
Provisional Votes	6	6	12	1	13	50.00%	50.00%
<b>Total Count Centre Votes</b>	<b>1,590</b>	<b>2,152</b>	<b>3,742</b>	<b>115</b>	<b>3,857</b>	<b>42.49%</b>	<b>57.51%</b>
<b>Total Votes</b>	<b>8,784</b>	<b>13,272</b>	<b>22,056</b>	<b>1,134</b>	<b>23,190</b>	<b>39.83%</b>	<b>60.17%</b>

## Greenough District

**Question 1:** *Do you believe that the Western Australian community would benefit if trading hours in the Perth Metropolitan Area were extended to allow general retail shops to trade until 9 pm Monday to Friday?*

Polling Places	Yes	No	Total Valid Votes	Informal Votes	Total Votes	% of Yes Votes to Total Valid Votes	% of No Votes to Total Valid Votes
Ajana Hall	11	56	67	0	67	16.42%	83.58%
Dongara Hall - Shire of Irwin	415	1,192	1,607	39	1,646	25.82%	74.18%
Geraldton Civic Centre	137	296	433	10	443	31.64%	68.36%
Greenough River Mouth Caravan Park	69	173	242	2	244	28.51%	71.49%
Horrocks Tennis Pavilion	28	92	120	2	122	23.33%	76.67%
Kalbarri Community Centre	248	433	681	21	702	36.42%	63.58%
Mingenew Primary School	92	186	278	4	282	33.09%	66.91%
Moonyoonooka Polocrosse Club	49	206	255	2	257	19.22%	80.78%
Morawa Shire Council Chambers	84	238	322	7	329	26.09%	73.91%
Mt Tarcoola Community Hall	81	656	737	19	756	10.99%	89.01%
Mullewa District High School	87	185	272	12	284	31.99%	68.01%
Nabawa Community Hall	39	138	177	2	179	22.03%	77.97%
Northampton RSL Hall	157	539	696	19	715	22.56%	77.44%
Rangeway Primary School	155	446	601	10	611	25.79%	74.21%
Three Springs Primary School	88	195	283	9	292	31.10%	68.90%
Waggrakine Primary School	498	1,242	1,740	36	1,776	28.62%	71.38%
Walkaway Primary School	72	224	296	8	304	24.32%	75.68%
Yuna Primary School	20	39	59	1	60	33.90%	66.10%
<b>Total Polling Places Votes</b>	<b>2,330</b>	<b>6,536</b>	<b>8,866</b>	<b>203</b>	<b>9,069</b>	<b>26.28%</b>	<b>73.72%</b>
Absent Votes	616	1,318	1,934	33	1,967	31.85%	68.15%
Early Votes (by post)	115	266	381	6	387	30.18%	69.82%
Early Votes (in person)	99	225	324	2	326	30.56%	69.44%
Provisional Votes	0	2	2	0	2	0.00%	100.00%
<b>Total Count Centre Votes</b>	<b>830</b>	<b>1,811</b>	<b>2,641</b>	<b>41</b>	<b>2,682</b>	<b>31.43%</b>	<b>68.57%</b>
<b>Total Votes</b>	<b>3,160</b>	<b>8,347</b>	<b>11,507</b>	<b>244</b>	<b>11,751</b>	<b>27.46%</b>	<b>72.54%</b>

## Greenough District

**Question 2:** *Do you believe that the Western Australian community would benefit if trading hours in the Perth Metropolitan Area were extended to allow general retail shops to trade for 6 hours on Sunday?*

Polling Places	Yes	No	Total Valid Votes	Informal Votes	Total Votes	% of Yes Votes to Total Valid Votes	% of No Votes to Total Valid Votes
Ajana Hall	14	51	65	2	67	21.54%	78.46%
Dongara Hall - Shire of Irwin	399	1,185	1,584	62	1,646	25.19%	74.81%
Geraldton Civic Centre	136	300	436	7	443	31.19%	68.81%
Greenough River Mouth Caravan Park	67	172	239	5	244	28.03%	71.97%
Horrocks Tennis Pavilion	22	91	113	9	122	19.47%	80.53%
Kalbarri Community Centre	242	437	679	23	702	35.64%	64.36%
Mingenew Primary School	82	195	277	5	282	29.60%	70.40%
Moonyoonooka Polocrosse Club	47	208	255	2	257	18.43%	81.57%
Morawa Shire Council Chambers	87	238	325	4	329	26.77%	73.23%
Mt Tarcoola Community Hall	81	657	738	18	756	10.98%	89.02%
Mullewa District High School	88	184	272	12	284	32.35%	67.65%
Nabawa Community Hall	34	139	173	6	179	19.65%	80.35%
Northampton RSL Hall	144	542	686	29	715	20.99%	79.01%
Rangeway Primary School	143	454	597	14	611	23.95%	76.05%
Three Springs Primary School	79	198	277	15	292	28.52%	71.48%
Waggrakine Primary School	464	1,261	1,725	51	1,776	26.90%	73.10%
Walkaway Primary School	60	226	286	18	304	20.98%	79.02%
Yuna Primary School	19	40	59	1	60	32.20%	67.80%
<b>Total Polling Places Votes</b>	<b>2,208</b>	<b>6,578</b>	<b>8,786</b>	<b>283</b>	<b>9,069</b>	<b>25.13%</b>	<b>74.87%</b>
Absent Votes	566	1,362	1,928	39	1,967	29.36%	70.64%
Early Votes (by post)	114	269	383	4	387	29.77%	70.23%
Early Votes (in person)	99	220	319	7	326	31.03%	68.97%
Provisional Votes	0	2	2	0	2	0.00%	100.00%
<b>Total Count Centre Votes</b>	<b>779</b>	<b>1,853</b>	<b>2,632</b>	<b>50</b>	<b>2,682</b>	<b>29.60%</b>	<b>70.40%</b>
<b>Total Votes</b>	<b>2,987</b>	<b>8,431</b>	<b>11,418</b>	<b>333</b>	<b>11,751</b>	<b>26.16%</b>	<b>73.84%</b>



## Hillarys District

**Question 1:** *Do you believe that the Western Australian community would benefit if trading hours in the Perth Metropolitan Area were extended to allow general retail shops to trade until 9 pm Monday to Friday?*

Polling Places	Yes	No	Total Valid Votes	Informal Votes	Total Votes	% of Yes Votes to Total Valid Votes	% of No Votes to Total Valid Votes
Duncraig Primary School	1,055	1,601	2,656	58	2,714	39.72%	60.28%
Glengarry Primary School	963	1,422	2,385	20	2,405	40.38%	59.62%
Hillarys Primary School	1,367	1,790	3,157	81	3,238	43.30%	56.70%
Marmion Primary School	593	1,024	1,617	14	1,631	36.67%	63.33%
Padbury Primary School	824	1,325	2,149	25	2,174	38.34%	61.66%
Poynter Primary School	185	308	493	3	496	37.53%	62.47%
Sacred Heart College	939	1,385	2,324	20	2,344	40.40%	59.60%
Sorrento Primary School	643	866	1,509	16	1,525	42.61%	57.39%
South Padbury Primary School	1,125	1,580	2,705	1	2,706	41.59%	58.41%
Special Institutions, Hospitals & Remotes	21	102	123	2	125	17.07%	82.93%
Springfield Primary School	379	492	871	9	880	43.51%	56.49%
St Marks Anglican Community School	760	876	1,636	10	1,646	46.45%	53.55%
<b>Total Polling Places Votes</b>	<b>8,854</b>	<b>12,771</b>	<b>21,625</b>	<b>259</b>	<b>21,884</b>	<b>40.94%</b>	<b>59.06%</b>
Absent Votes	1,081	1,391	2,472	23	2,495	43.73%	56.27%
Early Votes (by post)	343	427	770	6	776	44.55%	55.45%
Early Votes (in person)	392	427	819	8	827	47.86%	52.14%
Provisional Votes	6	6	12	1	13	50.00%	50.00%
<b>Total Count Centre Votes</b>	<b>1,822</b>	<b>2,251</b>	<b>4,073</b>	<b>38</b>	<b>4,111</b>	<b>44.73%</b>	<b>55.27%</b>
<b>Total Votes</b>	<b>10,676</b>	<b>15,022</b>	<b>25,698</b>	<b>297</b>	<b>25,995</b>	<b>41.54%</b>	<b>58.46%</b>

## Hillarys District

**Question 2:** *Do you believe that the Western Australian community would benefit if trading hours in the Perth Metropolitan Area were extended to allow general retail shops to trade for 6 hours on Sunday?*

Polling Places	Yes	No	Total Valid Votes	Informal Votes	Total Votes	% of Yes Votes to Total Valid Votes	% of No Votes to Total Valid Votes
Duncraig Primary School	947	1,709	2,656	58	2,714	35.66%	64.34%
Glengarry Primary School	840	1,530	2,370	32	2,402	35.44%	64.56%
Hillarys Primary School	1,129	2,028	3,157	81	3,238	35.76%	64.24%
Marmion Primary School	539	1,066	1,605	26	1,631	33.58%	66.42%
Padbury Primary School	729	1,413	2,142	32	2,174	34.03%	65.97%
Poynter Primary School	180	313	493	3	496	36.51%	63.49%
Sacred Heart College	834	1,476	2,310	34	2,344	36.10%	63.90%
Sorrento Primary School	557	945	1,502	23	1,525	37.08%	62.92%
South Padbury Primary School	1,004	1,679	2,683	23	2,706	37.42%	62.58%
Special Institutions, Hospitals & Remotes	14	108	122	3	125	11.48%	88.52%
Springfield Primary School	325	541	866	14	880	37.53%	62.47%
St Marks Anglican Community School	668	954	1,622	24	1,646	41.18%	58.82%
<b>Total Polling Places Votes</b>	<b>7,766</b>	<b>13,762</b>	<b>21,528</b>	<b>353</b>	<b>21,881</b>	<b>36.07%</b>	<b>63.93%</b>
Absent Votes	971	1,492	2,463	32	2,495	39.42%	60.58%
Early Votes (by post)	352	414	766	10	776	45.95%	54.05%
Early Votes (in person)	392	423	815	12	827	48.10%	51.90%
Provisional Votes	6	6	12	1	13	50.00%	50.00%
<b>Total Count Centre Votes</b>	<b>1,721</b>	<b>2,335</b>	<b>4,056</b>	<b>55</b>	<b>4,111</b>	<b>42.43%</b>	<b>57.57%</b>
<b>Total Votes</b>	<b>9,487</b>	<b>16,097</b>	<b>25,584</b>	<b>408</b>	<b>25,992</b>	<b>37.08%</b>	<b>62.92%</b>

## Joondalup District

**Question 1:** *Do you believe that the Western Australian community would benefit if trading hours in the Perth Metropolitan Area were extended to allow general retail shops to trade until 9 pm Monday to Friday?*

Polling Places	Yes	No	Total Valid Votes	Informal Votes	Total Votes	% of Yes Votes to Total Valid Votes	% of No Votes to Total Valid Votes
Beldon Primary School	918	1,346	2,264	35	2,299	40.55%	59.45%
Connolly Primary School	700	1,164	1,864	18	1,882	37.55%	62.45%
Craigie Primary School	956	1,415	2,371	46	2,417	40.32%	59.68%
Eddystone Primary School	582	1,034	1,616	27	1,643	36.01%	63.99%
Edgewater Primary School	608	943	1,551	20	1,571	39.20%	60.80%
Edith Cowan University - Joondalup Campus Car Park	45	35	80	0	80	56.25%	43.75%
Joondalup Central Library	258	256	514	3	517	50.19%	49.81%
Joondalup Primary School	1,198	1,462	2,660	39	2,699	45.04%	54.96%
Mullaloo Heights Primary School	875	1,405	2,280	27	2,307	38.38%	61.62%
Poseidon Primary School	837	1,358	2,195	44	2,239	38.13%	61.87%
Special Institutions, Hospitals & Remotes	55	107	162	5	167	33.95%	66.05%
Springfield Primary School	763	1,116	1,879	24	1,903	40.61%	59.39%
<b>Total Polling Places Votes</b>	<b>7,795</b>	<b>11,641</b>	<b>19,436</b>	<b>288</b>	<b>19,724</b>	<b>40.11%</b>	<b>59.89%</b>
Absent Votes	1,107	1,279	2,386	28	2,414	46.40%	53.60%
Early Votes (by post)	347	414	761	4	765	45.60%	54.40%
Early Votes (in person)	374	432	806	7	813	46.40%	53.60%
Provisional Votes	3	4	7	0	7	42.86%	57.14%
<b>Total Count Centre Votes</b>	<b>1,831</b>	<b>2,129</b>	<b>3,960</b>	<b>39</b>	<b>3,999</b>	<b>46.24%</b>	<b>53.76%</b>
<b>Total Votes</b>	<b>9,626</b>	<b>13,770</b>	<b>23,396</b>	<b>327</b>	<b>23,723</b>	<b>41.14%</b>	<b>58.86%</b>

## Joondalup District

**Question 2:** *Do you believe that the Western Australian community would benefit if trading hours in the Perth Metropolitan Area were extended to allow general retail shops to trade for 6 hours on Sunday?*

Polling Places	Yes	No	Total Valid Votes	Informal Votes	Total Votes	% of Yes Votes to Total Valid Votes	% of No Votes to Total Valid Votes
Beldon Primary School	856	1,384	2,240	59	2,299	38.21%	61.79%
Connolly Primary School	673	1,184	1,857	25	1,882	36.24%	63.76%
Craigie Primary School	879	1,475	2,354	63	2,417	37.34%	62.66%
Eddystone Primary School	572	1,031	1,603	40	1,643	35.68%	64.32%
Edgewater Primary School	581	967	1,548	23	1,571	37.53%	62.47%
Edith Cowan University - Joondalup Campus Car Park	36	42	78	2	80	46.15%	53.85%
Joondalup Central Library	228	282	510	7	517	44.71%	55.29%
Joondalup Primary School	1,077	1,565	2,642	57	2,699	40.76%	59.24%
Mullaloo Heights Primary School	772	1,494	2,266	41	2,307	34.07%	65.93%
Poseidon Primary School	803	1,374	2,177	62	2,239	36.89%	63.11%
Special Institutions, Hospitals & Remotes	50	108	158	9	167	31.65%	68.35%
Springfield Primary School	690	1,167	1,857	46	1,903	37.16%	62.84%
<b>Total Polling Places Votes</b>	<b>7,217</b>	<b>12,073</b>	<b>19,290</b>	<b>434</b>	<b>19,724</b>	<b>37.41%</b>	<b>62.59%</b>
Absent Votes	973	1,407	2,380	34	2,414	40.88%	59.12%
Early Votes (by post)	347	416	763	2	765	45.48%	54.52%
Early Votes (in person)	323	470	793	20	813	40.73%	59.27%
Provisional Votes	3	4	7	0	7	42.86%	57.14%
<b>Total Count Centre Votes</b>	<b>1,646</b>	<b>2,297</b>	<b>3,943</b>	<b>56</b>	<b>3,999</b>	<b>41.74%</b>	<b>58.26%</b>
<b>Total Votes</b>	<b>8,863</b>	<b>14,370</b>	<b>23,233</b>	<b>490</b>	<b>23,723</b>	<b>38.15%</b>	<b>61.85%</b>

## Kalgoorlie District

**Question 1:** *Do you believe that the Western Australian community would benefit if trading hours in the Perth Metropolitan Area were extended to allow general retail shops to trade until 9 pm Monday to Friday?*

Polling Places	Yes	No	Total Valid Votes	Informal Votes	Total Votes	% of Yes Votes to Total Valid Votes	% of No Votes to Total Valid Votes
Boulder Primary School	349	382	731	28	759	47.74%	52.26%
Hannans Primary School	370	418	788	5	793	46.95%	53.05%
John Paul College	647	772	1,419	68	1,487	45.60%	54.40%
Kalgoorlie District Education Office	282	346	628	12	640	44.90%	55.10%
Kalgoorlie Graduates Hall	392	683	1,075	21	1,096	36.47%	63.53%
Kalgoorlie Regional Hospital	350	411	761	33	794	45.99%	54.01%
North Kalgoorlie Primary School	752	1,176	1,928	44	1,972	39.00%	61.00%
O'Connor Primary School	449	526	975	10	985	46.05%	53.95%
Special Institutions, Hospitals & Remotes	31	36	67	0	67	46.27%	53.73%
<b>Total Polling Places Votes</b>	<b>3,622</b>	<b>4,750</b>	<b>8,372</b>	<b>221</b>	<b>8,593</b>	<b>43.26%</b>	<b>56.74%</b>
Absent Votes	554	596	1,150	13	1,163	48.17%	51.83%
Early Votes (by post)	149	159	308	11	319	48.38%	51.62%
Early Votes (in person)	390	461	851	14	865	45.83%	54.17%
Provisional Votes	2	3	5	0	5	40.00%	60.00%
<b>Total Count Centre Votes</b>	<b>1,095</b>	<b>1,219</b>	<b>2,314</b>	<b>38</b>	<b>2,352</b>	<b>47.32%</b>	<b>52.68%</b>
<b>Total Votes</b>	<b>4,717</b>	<b>5,969</b>	<b>10,686</b>	<b>259</b>	<b>10,945</b>	<b>44.14%</b>	<b>55.86%</b>

## Kalgoorlie District

**Question 2:** *Do you believe that the Western Australian community would benefit if trading hours in the Perth Metropolitan Area were extended to allow general retail shops to trade for 6 hours on Sunday?*

Polling Places	Yes	No	Total Valid Votes	Informal Votes	Total Votes	% of Yes Votes to Total Valid Votes	% of No Votes to Total Valid Votes
Boulder Primary School	329	393	722	37	759	45.57%	54.43%
Hannans Primary School	379	409	788	5	793	48.10%	51.90%
John Paul College	652	752	1,404	83	1,487	46.44%	53.56%
Kalgoorlie District Education Office	278	346	624	16	640	44.55%	55.45%
Kalgoorlie Graduates Hall	422	653	1,075	21	1,096	39.26%	60.74%
Kalgoorlie Regional Hospital	352	405	757	37	794	46.50%	53.50%
North Kalgoorlie Primary School	772	1,153	1,925	47	1,972	40.10%	59.90%
O'Connor Primary School	466	506	972	13	985	47.94%	52.06%
Special Institutions, Hospitals & Remotes	29	38	67	0	67	43.28%	56.72%
<b>Total Polling Places Votes</b>	<b>3,679</b>	<b>4,655</b>	<b>8,334</b>	<b>259</b>	<b>8,593</b>	<b>44.14%</b>	<b>55.86%</b>
Absent Votes	526	620	1,146	17	1,163	45.90%	54.10%
Early Votes (by post)	156	152	308	11	319	50.65%	49.35%
Early Votes (in person)	401	449	850	15	865	47.18%	52.82%
Provisional Votes	1	4	5	0	5	20.00%	80.00%
<b>Total Count Centre Votes</b>	<b>1,084</b>	<b>1,225</b>	<b>2,309</b>	<b>43</b>	<b>2,352</b>	<b>46.95%</b>	<b>53.05%</b>
<b>Total Votes</b>	<b>4,763</b>	<b>5,880</b>	<b>10,643</b>	<b>302</b>	<b>10,945</b>	<b>44.75%</b>	<b>55.25%</b>

## Kenwick District

**Question 1:** *Do you believe that the Western Australian community would benefit if trading hours in the Perth Metropolitan Area were extended to allow general retail shops to trade until 9 pm Monday to Friday?*

Polling Places	Yes	No	Total Valid Votes	Informal Votes	Total Votes	% of Yes Votes to Total Valid Votes	% of No Votes to Total Valid Votes
Beckenham Primary School	1,022	1,559	2,581	37	2,618	39.60%	60.40%
Bramfield Park Primary School	244	372	616	19	635	39.61%	60.39%
Brookman Primary School	665	654	1,319	48	1,367	50.42%	49.58%
East Maddington Primary School	957	1,489	2,446	93	2,539	39.13%	60.87%
Gibbs Street Primary School	658	868	1,526	24	1,550	43.12%	56.88%
Gosnells Addie Mills Centre	316	632	948	25	973	33.33%	66.67%
Gosnells Primary School	627	1,137	1,764	49	1,813	35.54%	64.46%
Kenwick East Primary School	989	1,398	2,387	66	2,453	41.43%	58.57%
Special Institutions, Hospitals & Remotes	67	118	185	12	197	36.22%	63.78%
Swan TAFE - Thornlie Campus Car Park	64	109	173	4	177	36.99%	63.01%
Thornlie Primary School	850	1,555	2,405	50	2,455	35.34%	64.66%
Wattle Grove Primary School	62	87	149	0	149	41.61%	58.39%
Wirrabirra Primary School	801	1,287	2,088	48	2,136	38.36%	61.64%
Yule Brook College	476	539	1,015	38	1,053	46.90%	53.10%
<b>Total Polling Places Votes</b>	<b>7,798</b>	<b>11,804</b>	<b>19,602</b>	<b>513</b>	<b>20,115</b>	<b>39.78%</b>	<b>60.22%</b>
Absent Votes	1,198	1,482	2,680	29	2,709	44.70%	55.30%
Early Votes (by post)	392	490	882	3	885	44.44%	55.56%
Early Votes (in person)	263	305	568	5	573	46.30%	53.70%
Provisional Votes	11	5	16	1	17	68.75%	31.25%
<b>Total Count Centre Votes</b>	<b>1,864</b>	<b>2,282</b>	<b>4,146</b>	<b>38</b>	<b>4,184</b>	<b>44.96%</b>	<b>55.04%</b>
<b>Total Votes</b>	<b>9,662</b>	<b>14,086</b>	<b>23,748</b>	<b>551</b>	<b>24,299</b>	<b>40.69%</b>	<b>59.31%</b>

## Kenwick District

**Question 2:** *Do you believe that the Western Australian community would benefit if trading hours in the Perth Metropolitan Area were extended to allow general retail shops to trade for 6 hours on Sunday?*

Polling Places	Yes	No	Total Valid Votes	Informal Votes	Total Votes	% of Yes Votes to Total Valid Votes	% of No Votes to Total Valid Votes
Beckenham Primary School	880	1,683	2,563	55	2,618	34.33%	65.67%
Bramfield Park Primary School	208	393	601	34	635	34.61%	65.39%
Brookman Primary School	603	693	1,296	71	1,367	46.53%	53.47%
East Maddington Primary School	872	1,535	2,407	132	2,539	36.23%	63.77%
Gibbs Street Primary School	648	874	1,522	28	1,550	42.58%	57.42%
Gosnells Addie Mills Centre	284	641	925	48	973	30.70%	69.30%
Gosnells Primary School	578	1,164	1,742	71	1,813	33.18%	66.82%
Kenwick East Primary School	876	1,492	2,368	85	2,453	36.99%	63.01%
Special Institutions, Hospitals & Remotes	50	130	180	17	197	27.78%	72.22%
Swan TAFE - Thornlie Campus Car Park	59	113	172	5	177	34.30%	65.70%
Thornlie Primary School	778	1,590	2,368	87	2,455	32.85%	67.15%
Wattle Grove Primary School	54	95	149	0	149	36.24%	63.76%
Wirrabirra Primary School	749	1,303	2,052	84	2,136	36.50%	63.50%
Yule Brook College	434	583	1,017	36	1,053	42.67%	57.33%
<b>Total Polling Places Votes</b>	<b>7,073</b>	<b>12,289</b>	<b>19,362</b>	<b>753</b>	<b>20,115</b>	<b>36.53%</b>	<b>63.47%</b>
Absent Votes	1,046	1,604	2,650	59	2,709	39.47%	60.53%
Early Votes (by post)	383	494	877	8	885	43.67%	56.33%
Early Votes (in person)	243	319	562	11	573	43.24%	56.76%
Provisional Votes	9	7	16	1	17	56.25%	43.75%
<b>Total Count Centre Votes</b>	<b>1,681</b>	<b>2,424</b>	<b>4,105</b>	<b>79</b>	<b>4,184</b>	<b>40.95%</b>	<b>59.05%</b>
<b>Total Votes</b>	<b>8,754</b>	<b>14,713</b>	<b>23,467</b>	<b>832</b>	<b>24,299</b>	<b>37.30%</b>	<b>62.70%</b>



## Kimberley District

**Question 1:** *Do you believe that the Western Australian community would benefit if trading hours in the Perth Metropolitan Area were extended to allow general retail shops to trade until 9 pm Monday to Friday?*

Polling Places	Yes	No	Total Valid Votes	Informal Votes	Total Votes	% of Yes Votes to Total Valid Votes	% of No Votes to Total Valid Votes
Argyle Village Dry Mess	48	34	82	2	84	58.54%	41.46%
Broome Civic Centre	1,233	1,312	2,545	105	2,650	48.45%	51.55%
Cable Beach Primary School	507	555	1,062	33	1,095	47.74%	52.26%
Derby District High School	470	467	937	66	1,003	50.16%	49.84%
Kununurra District High School	698	643	1,341	84	1,425	52.05%	47.95%
Special Institutions, Hospitals & Remotes	669	164	833	205	1,038	80.31%	19.69%
Wyndham District High School	186	109	295	20	315	63.05%	36.95%
<b>Total Polling Places Votes</b>	<b>3,811</b>	<b>3,284</b>	<b>7,095</b>	<b>515</b>	<b>7,610</b>	<b>53.71%</b>	<b>46.29%</b>
Absent Votes	441	443	884	22	906	49.89%	50.11%
Early Votes (by post)	135	137	272	2	274	49.63%	50.37%
Early Votes (in person)	173	130	303	8	311	57.10%	42.90%
Provisional Votes	4	3	7	1	8	57.14%	42.86%
<b>Total Count Centre Votes</b>	<b>753</b>	<b>713</b>	<b>1,466</b>	<b>33</b>	<b>1,499</b>	<b>51.36%</b>	<b>48.64%</b>
<b>Total Votes</b>	<b>4,564</b>	<b>3,997</b>	<b>8,561</b>	<b>548</b>	<b>9,109</b>	<b>53.31%</b>	<b>46.69%</b>

## Kimberley District

**Question 2:** *Do you believe that the Western Australian community would benefit if trading hours in the Perth Metropolitan Area were extended to allow general retail shops to trade for 6 hours on Sunday?*

Polling Places	Yes	No	Total Valid Votes	Informal Votes	Total Votes	% of Yes Votes to Total Valid Votes	% of No Votes to Total Valid Votes
Argyle Village Dry Mess	52	30	82	2	84	63.41%	36.59%
Broome Civic Centre	1,226	1,282	2,508	142	2,650	48.88%	51.12%
Cable Beach Primary School	477	573	1,050	45	1,095	45.43%	54.57%
Derby District High School	460	447	907	96	1,003	50.72%	49.28%
Kununurra District High School	713	613	1,326	99	1,425	53.77%	46.23%
Special Institutions, Hospitals & Remotes	564	235	799	239	1,038	70.59%	29.41%
Wyndham District High School	169	117	286	29	315	59.09%	40.91%
<b>Total Polling Places Votes</b>	<b>3,661</b>	<b>3,297</b>	<b>6,958</b>	<b>652</b>	<b>7,610</b>	<b>52.62%</b>	<b>47.38%</b>
Absent Votes	417	464	881	25	906	47.33%	52.67%
Early Votes (by post)	140	130	270	4	274	51.85%	48.15%
Early Votes (in person)	150	143	293	18	311	51.19%	48.81%
Provisional Votes	5	2	7	1	8	71.43%	28.57%
<b>Total Count Centre Votes</b>	<b>712</b>	<b>739</b>	<b>1,451</b>	<b>48</b>	<b>1,499</b>	<b>49.07%</b>	<b>50.93%</b>
<b>Total Votes</b>	<b>4,373</b>	<b>4,036</b>	<b>8,409</b>	<b>700</b>	<b>9,109</b>	<b>52.00%</b>	<b>48.00%</b>

## Kingsley District

**Question 1:** *Do you believe that the Western Australian community would benefit if trading hours in the Perth Metropolitan Area were extended to allow general retail shops to trade until 9 pm Monday to Friday?*

Polling Places	Yes	No	Total Valid Votes	Informal Votes	Total Votes	% of Yes Votes to Total Valid Votes	% of No Votes to Total Valid Votes
Allenswood Primary School	632	1,168	1,800	16	1,816	35.11%	64.89%
Church of Christ Warwick	472	726	1,198	12	1,210	39.40%	60.60%
Creaney Primary School	1,364	2,269	3,633	45	3,678	37.54%	62.46%
East Greenwood Primary School	357	514	871	19	890	40.99%	59.01%
Edgewater Primary School	384	558	942	13	955	40.76%	59.24%
Goollelal Primary School	921	1,448	2,369	28	2,397	38.88%	61.12%
Greenwood Senior High School	1,248	1,987	3,235	45	3,280	38.58%	61.42%
Halidon Primary School	611	1,045	1,656	11	1,667	36.90%	63.10%
Hawker Park Primary School	379	637	1,016	13	1,029	37.30%	62.70%
North Woodvale Primary School	1,377	2,035	3,412	39	3,451	40.36%	59.64%
Special Institutions, Hospitals & Remotes	34	112	146	5	151	23.29%	76.71%
Woodvale Senior High School	757	1,109	1,866	28	1,894	40.57%	59.43%
<b>Total Polling Places Votes</b>	<b>8,536</b>	<b>13,608</b>	<b>22,144</b>	<b>274</b>	<b>22,418</b>	<b>38.55%</b>	<b>61.45%</b>
Absent Votes	825	1,026	1,851	14	1,865	44.57%	55.43%
Early Votes (by post)	316	466	782	2	784	40.41%	59.59%
Early Votes (in person)	441	577	1,018	5	1,023	43.32%	56.68%
Provisional Votes	5	4	9	0	9	55.56%	44.44%
<b>Total Count Centre Votes</b>	<b>1,587</b>	<b>2,073</b>	<b>3,660</b>	<b>21</b>	<b>3,681</b>	<b>43.36%</b>	<b>56.64%</b>
<b>Total Votes</b>	<b>10,123</b>	<b>15,681</b>	<b>25,804</b>	<b>295</b>	<b>26,099</b>	<b>39.23%</b>	<b>60.77%</b>

## Kingsley District

**Question 2:** *Do you believe that the Western Australian community would benefit if trading hours in the Perth Metropolitan Area were extended to allow general retail shops to trade for 6 hours on Sunday?*

Polling Places	Yes	No	Total Valid Votes	Informal Votes	Total Votes	% of Yes Votes to Total Valid Votes	% of No Votes to Total Valid Votes
Allenswood Primary School	583	1,208	1,791	25	1,816	32.55%	67.45%
Church of Christ Warwick	394	789	1,183	27	1,210	33.31%	66.69%
Creaney Primary School	1,269	2,347	3,616	62	3,678	35.09%	64.91%
East Greenwood Primary School	291	569	860	30	890	33.84%	66.16%
Edgewater Primary School	349	588	937	18	955	37.25%	62.75%
Goollelal Primary School	779	1,585	2,364	33	2,397	32.95%	67.05%
Greenwood Senior High School	1,059	2,153	3,212	68	3,280	32.97%	67.03%
Halidon Primary School	583	1,072	1,655	12	1,667	35.23%	64.77%
Hawker Park Primary School	336	671	1,007	22	1,029	33.37%	66.63%
North Woodvale Primary School	1,259	2,135	3,394	57	3,451	37.09%	62.91%
Special Institutions, Hospitals & Remotes	26	114	140	11	151	18.57%	81.43%
Woodvale Senior High School	681	1,165	1,846	48	1,894	36.89%	63.11%
<b>Total Polling Places Votes</b>	<b>7,609</b>	<b>14,396</b>	<b>22,005</b>	<b>413</b>	<b>22,418</b>	<b>34.58%</b>	<b>65.42%</b>
Absent Votes	722	1,122	1,844	21	1,865	39.15%	60.85%
Early Votes (by post)	327	454	781	3	784	41.87%	58.13%
Early Votes (in person)	402	607	1,009	14	1,023	39.84%	60.16%
Provisional Votes	8	1	9	0	9	88.89%	11.11%
<b>Total Count Centre Votes</b>	<b>1,459</b>	<b>2,184</b>	<b>3,643</b>	<b>38</b>	<b>3,681</b>	<b>40.05%</b>	<b>59.95%</b>
<b>Total Votes</b>	<b>9,068</b>	<b>16,580</b>	<b>25,648</b>	<b>451</b>	<b>26,099</b>	<b>35.36%</b>	<b>64.64%</b>

## Leschenault District

**Question 1:** *Do you believe that the Western Australian community would benefit if trading hours in the Perth Metropolitan Area were extended to allow general retail shops to trade until 9 pm Monday to Friday?*

Polling Places	Yes	No	Total Valid Votes	Informal Votes	Total Votes	% of Yes Votes to Total Valid Votes	% of No Votes to Total Valid Votes
Australind Community Hall	1,033	1,666	2,699	72	2,771	38.27%	61.73%
Clifton Park Primary School	214	406	620	14	634	34.52%	65.48%
Eaton Community Hall	1,019	1,772	2,791	53	2,844	36.51%	63.49%
Glen Huon Primary School	439	612	1,051	15	1,066	41.77%	58.23%
Parkfield Primary School	246	359	605	10	615	40.66%	59.34%
Picton Primary School	330	514	844	25	869	39.10%	60.90%
Riverlinks Community Centre	162	232	394	8	402	41.12%	58.88%
Settlers Hall	355	493	848	20	868	41.86%	58.14%
Special Institutions, Hospitals & Remotes	15	23	38	1	39	39.47%	60.53%
<b>Total Polling Places Votes</b>	<b>3,813</b>	<b>6,077</b>	<b>9,890</b>	<b>218</b>	<b>10,108</b>	<b>38.55%</b>	<b>61.45%</b>
Absent Votes	577	858	1,435	26	1,461	40.21%	59.79%
Early Votes (by post)	111	120	231	5	236	48.05%	51.95%
Early Votes (in person)	278	342	620	10	630	44.84%	55.16%
Provisional Votes	1	0	1	0	1	100.00%	0.00%
<b>Total Count Centre Votes</b>	<b>967</b>	<b>1,320</b>	<b>2,287</b>	<b>41</b>	<b>2,328</b>	<b>42.28%</b>	<b>57.72%</b>
<b>Total Votes</b>	<b>4,780</b>	<b>7,397</b>	<b>12,177</b>	<b>259</b>	<b>12,436</b>	<b>39.25%</b>	<b>60.75%</b>

## Leschenault District

**Question 2:** *Do you believe that the Western Australian community would benefit if trading hours in the Perth Metropolitan Area were extended to allow general retail shops to trade for 6 hours on Sunday?*

Polling Places	Yes	No	Total Valid Votes	Informal Votes	Total Votes	% of Yes Votes to Total Valid Votes	% of No Votes to Total Valid Votes
Australind Community Hall	1,066	1,626	2,692	79	2,771	39.60%	60.40%
Clifton Park Primary School	209	403	612	22	634	34.15%	65.85%
Eaton Community Hall	1,015	1,781	2,796	48	2,844	36.30%	63.70%
Glen Huon Primary School	445	596	1,041	25	1,066	42.75%	57.25%
Parkfield Primary School	239	365	604	11	615	39.57%	60.43%
Picton Primary School	346	491	837	32	869	41.34%	58.66%
Riverlinks Community Centre	154	238	392	10	402	39.29%	60.71%
Settlers Hall	332	513	845	23	868	39.29%	60.71%
Special Institutions, Hospitals & Remotes	12	23	35	4	39	34.29%	65.71%
<b>Total Polling Places Votes</b>	<b>3,818</b>	<b>6,036</b>	<b>9,854</b>	<b>254</b>	<b>10,108</b>	<b>38.75%</b>	<b>61.25%</b>
Absent Votes	550	885	1,435	26	1,461	38.33%	61.67%
Early Votes (by post)	124	107	231	5	236	53.68%	46.32%
Early Votes (in person)	261	355	616	14	630	42.37%	57.63%
Provisional Votes	1	0	1	0	1	100.00%	0.00%
<b>Total Count Centre Votes</b>	<b>936</b>	<b>1,347</b>	<b>2,283</b>	<b>45</b>	<b>2,328</b>	<b>41.00%</b>	<b>59.00%</b>
<b>Total Votes</b>	<b>4,754</b>	<b>7,383</b>	<b>12,137</b>	<b>299</b>	<b>12,436</b>	<b>39.17%</b>	<b>60.83%</b>

## Mandurah District

**Question 1:** *Do you believe that the Western Australian community would benefit if trading hours in the Perth Metropolitan Area were extended to allow general retail shops to trade until 9 pm Monday to Friday?*

Polling Places	Yes	No	Total Valid Votes	Informal Votes	Total Votes	% of Yes Votes to Total Valid Votes	% of No Votes to Total Valid Votes
Baden-Powell Hall	530	921	1,451	27	1,478	36.53%	63.47%
Billy Dower Youth Centre	406	640	1,046	34	1,080	38.81%	61.19%
Bortolo Pavilion	853	1,313	2,166	51	2,217	39.38%	60.62%
Coodanup Community College	779	1,098	1,877	36	1,913	41.50%	58.50%
Dudley Park Primary School	751	1,271	2,022	50	2,072	37.14%	62.86%
Mandurah Primary School	529	663	1,192	50	1,242	44.38%	55.62%
Riverside Primary School	287	443	730	23	753	39.32%	60.68%
Special Institutions, Hospitals & Remotes	55	84	139	33	172	39.57%	60.43%
<b>Total Polling Places Votes</b>	<b>4,190</b>	<b>6,433</b>	<b>10,623</b>	<b>304</b>	<b>10,927</b>	<b>39.44%</b>	<b>60.56%</b>
Absent Votes	526	614	1,140	18	1,158	46.14%	53.86%
Early Votes (by post)	256	285	541	8	549	47.32%	52.68%
Early Votes (in person)	240	284	524	4	528	45.80%	54.20%
Provisional Votes	1	0	1	0	1	100.00%	0.00%
<b>Total Count Centre Votes</b>	<b>1,023</b>	<b>1,183</b>	<b>2,206</b>	<b>30</b>	<b>2,236</b>	<b>46.37%</b>	<b>53.63%</b>
<b>Total Votes</b>	<b>5,213</b>	<b>7,616</b>	<b>12,829</b>	<b>334</b>	<b>13,163</b>	<b>40.63%</b>	<b>59.37%</b>

## Mandurah District

**Question 2:** *Do you believe that the Western Australian community would benefit if trading hours in the Perth Metropolitan Area were extended to allow general retail shops to trade for 6 hours on Sunday?*

Polling Places	Yes	No	Total Valid Votes	Informal Votes	Total Votes	% of Yes Votes to Total Valid Votes	% of No Votes to Total Valid Votes
Baden-Powell Hall	547	882	1,429	49	1,478	38.28%	61.72%
Billy Dower Youth Centre	402	616	1,018	62	1,080	39.49%	60.51%
Bortolo Pavilion	880	1,267	2,147	70	2,217	40.99%	59.01%
Coodanup Community College	811	1,027	1,838	75	1,913	44.12%	55.88%
Dudley Park Primary School	754	1,226	1,980	92	2,072	38.08%	61.92%
Mandurah Primary School	515	646	1,161	81	1,242	44.36%	55.64%
Riverside Primary School	297	419	716	37	753	41.48%	58.52%
Special Institutions, Hospitals & Remotes	59	78	137	35	172	43.07%	56.93%
<b>Total Polling Places Votes</b>	<b>4,265</b>	<b>6,161</b>	<b>10,426</b>	<b>501</b>	<b>10,927</b>	<b>40.91%</b>	<b>59.09%</b>
Absent Votes	512	623	1,135	23	1,158	45.11%	54.89%
Early Votes (by post)	278	257	535	14	549	51.96%	48.04%
Early Votes (in person)	243	266	509	19	528	47.74%	52.26%
Provisional Votes	1	0	1	0	1	100.00%	0.00%
<b>Total Count Centre Votes</b>	<b>1,034</b>	<b>1,146</b>	<b>2,180</b>	<b>56</b>	<b>2,236</b>	<b>47.43%</b>	<b>52.57%</b>
<b>Total Votes</b>	<b>5,299</b>	<b>7,307</b>	<b>12,606</b>	<b>557</b>	<b>13,163</b>	<b>42.04%</b>	<b>57.96%</b>



## Maylands District

**Question 1:** *Do you believe that the Western Australian community would benefit if trading hours in the Perth Metropolitan Area were extended to allow general retail shops to trade until 9 pm Monday to Friday?*

Polling Places	Yes	No	Total Valid Votes	Informal Votes	Total Votes	% of Yes Votes to Total Valid Votes	% of No Votes to Total Valid Votes
Alma Venville Recreation Centre	1,370	1,357	2,727	80	2,807	50.24%	49.76%
Bayswater Senior Citizens Centre	1,264	1,459	2,723	49	2,772	46.42%	53.58%
Bedford Scout Hall	424	650	1,074	25	1,099	39.48%	60.52%
Dianella Community Centre	259	429	688	25	713	37.65%	62.35%
Embleton Primary School	553	848	1,401	34	1,435	39.47%	60.53%
Hillcrest Primary School	884	1,198	2,082	40	2,122	42.46%	57.54%
Inglewood Masonic Hall	519	715	1,234	24	1,258	42.06%	57.94%
Inglewood Primary School	1,000	1,206	2,206	40	2,246	45.33%	54.67%
Maylands Peninsula Primary School	887	938	1,825	34	1,859	48.60%	51.40%
Mercy Hospital	70	100	170	3	173	41.18%	58.82%
Morley Primary School	571	829	1,400	37	1,437	40.79%	59.21%
RSL Memorial Hall Bedford	495	683	1,178	27	1,205	42.02%	57.98%
Special Institutions, Hospitals & Remotes	80	160	240	19	259	33.33%	66.67%
West Morley Primary School	397	643	1,040	22	1,062	38.17%	61.83%
<b>Total Polling Places Votes</b>	<b>8,773</b>	<b>11,215</b>	<b>19,988</b>	<b>459</b>	<b>20,447</b>	<b>43.89%</b>	<b>56.11%</b>
Absent Votes	1,466	1,520	2,986	53	3,039	49.10%	50.90%
Early Votes (by post)	498	519	1,017	7	1,024	48.97%	51.03%
Early Votes (in person)	270	181	451	7	458	59.87%	40.13%
Provisional Votes	5	5	10	0	10	50.00%	50.00%
<b>Total Count Centre Votes</b>	<b>2,239</b>	<b>2,225</b>	<b>4,464</b>	<b>67</b>	<b>4,531</b>	<b>50.16%</b>	<b>49.84%</b>
<b>Total Votes</b>	<b>11,012</b>	<b>13,440</b>	<b>24,452</b>	<b>526</b>	<b>24,978</b>	<b>45.04%</b>	<b>54.96%</b>

## Maylands District

**Question 2:** *Do you believe that the Western Australian community would benefit if trading hours in the Perth Metropolitan Area were extended to allow general retail shops to trade for 6 hours on Sunday?*

Polling Places	Yes	No	Total Valid Votes	Informal Votes	Total Votes	% of Yes Votes to Total Valid Votes	% of No Votes to Total Valid Votes
Alma Venville Recreation Centre	1,263	1,428	2,691	116	2,807	46.93%	53.07%
Bayswater Senior Citizens Centre	1,102	1,588	2,690	82	2,772	40.97%	59.03%
Bedford Scout Hall	388	678	1,066	33	1,099	36.40%	63.60%
Dianella Community Centre	236	442	678	35	713	34.81%	65.19%
Embleton Primary School	463	910	1,373	62	1,435	33.72%	66.28%
Hillcrest Primary School	753	1,306	2,059	63	2,122	36.57%	63.43%
Inglewood Masonic Hall	476	741	1,217	41	1,258	39.11%	60.89%
Inglewood Primary School	876	1,301	2,177	69	2,246	40.24%	59.76%
Maylands Peninsula Primary School	811	984	1,795	64	1,859	45.18%	54.82%
Mercy Hospital	66	102	168	5	173	39.29%	60.71%
Morley Primary School	490	891	1,381	56	1,437	35.48%	64.52%
RSL Memorial Hall Bedford	436	726	1,162	43	1,205	37.52%	62.48%
Special Institutions, Hospitals & Remotes	67	163	230	29	259	29.13%	70.87%
West Morley Primary School	340	690	1,030	32	1,062	33.01%	66.99%
<b>Total Polling Places Votes</b>	<b>7,767</b>	<b>11,950</b>	<b>19,717</b>	<b>730</b>	<b>20,447</b>	<b>39.39%</b>	<b>60.61%</b>
Absent Votes	1,432	1,529	2,961	78	3,039	48.36%	51.64%
Early Votes (by post)	471	544	1,015	9	1,024	46.40%	53.60%
Early Votes (in person)	256	194	450	8	458	56.89%	43.11%
Provisional Votes	3	7	10	0	10	30.00%	70.00%
<b>Total Count Centre Votes</b>	<b>2,162</b>	<b>2,274</b>	<b>4,436</b>	<b>95</b>	<b>4,531</b>	<b>48.74%</b>	<b>51.26%</b>
<b>Total Votes</b>	<b>9,929</b>	<b>14,224</b>	<b>24,153</b>	<b>825</b>	<b>24,978</b>	<b>41.11%</b>	<b>58.89%</b>

## Merredin District

**Question 1:** *Do you believe that the Western Australian community would benefit if trading hours in the Perth Metropolitan Area were extended to allow general retail shops to trade until 9 pm Monday to Friday?*

Polling Places	Yes	No	Total Valid Votes	Informal Votes	Total Votes	% of Yes Votes to Total Valid Votes	% of No Votes to Total Valid Votes
Ardath Amenities Centre	7	44	51	0	51	13.73%	86.27%
Ballidu Primary School	24	94	118	1	119	20.34%	79.66%
Beacon CWA Hall	30	101	131	1	132	22.90%	77.10%
Bruce Rock Emergency Services Centre	117	263	380	11	391	30.79%	69.21%
Bullaring Community Centre	12	44	56	2	58	21.43%	78.57%
Bulyee Community Centre	10	26	36	0	36	27.78%	72.22%
Buntine Primary School	9	26	35	1	36	25.71%	74.29%
Burracoppin Sports Pavilion	15	42	57	0	57	26.32%	73.68%
Cadoux Primary School	15	72	87	1	88	17.24%	82.76%
Corrigin District High School	127	406	533	9	542	23.83%	76.17%
Cunderdin District High School	112	343	455	18	473	24.62%	75.38%
Dalwallinu District High School	82	225	307	8	315	26.71%	73.29%
Doodlakine Primary School	26	56	82	0	82	31.71%	68.29%
Dowerin Lesser Shire Hall	92	291	383	14	397	24.02%	75.98%
Goomalling Sports Pavilion	121	254	375	27	402	32.27%	67.73%
Hyden CWA Rooms	51	114	165	3	168	30.91%	69.09%
Jennacubbine Hall	24	49	73	2	75	32.88%	67.12%
Kalannie Primary School	28	64	92	2	94	30.43%	69.57%
Karlgarin Primary School	13	59	72	2	74	18.06%	81.94%
Kellerberrin Shire Hall	177	368	545	15	560	32.48%	67.52%
Kondinin Primary School	54	141	195	3	198	27.69%	72.31%
Koorda Primary School	68	178	246	1	247	27.64%	72.36%
Kununoppin Community Centre	15	37	52	4	56	28.85%	71.15%
Latham Primary School	10	39	49	2	51	20.41%	79.59%
Meckering Primary School	39	96	135	4	139	28.89%	71.11%

### Merredin District (cont.)

Polling Places	Yes	No	Total Valid Votes	Informal Votes	Total Votes	% of Yes Votes to Total Valid Votes	% of No Votes to Total Valid Votes
Merredin Court House	180	532	712	34	746	25.28%	74.72%
Merredin District Hospital	70	209	279	12	291	25.09%	74.91%
Merredin Senior High School	122	375	497	12	509	24.55%	75.45%
Mt Marshall Shire Office	60	83	143	3	146	41.96%	58.04%
Mt Walker Primary School	15	41	56	0	56	26.79%	73.21%
Mukinbudin Shire Chambers	85	242	327	8	335	25.99%	74.01%
Muntadgin Primary School	15	66	81	0	81	18.52%	81.48%
Narembene District High School	99	263	362	9	371	27.35%	72.65%
Nungarin Primary School	26	74	100	3	103	26.00%	74.00%
Perenjori Primary School	24	113	137	2	139	17.52%	82.48%
Pithara Hall	14	47	61	1	62	22.95%	77.05%
Quairading District High School	136	423	559	9	568	24.33%	75.67%
Shackleton Hall	18	48	66	1	67	27.27%	72.73%
Tammin Primary School	51	104	155	3	158	32.90%	67.10%
Trayning Community Centre	46	113	159	0	159	28.93%	71.07%
Westonia Shire Office	17	65	82	4	86	20.73%	79.27%
Wongan Hills District High School	189	380	569	22	591	33.22%	66.78%
Wubin Primary School	22	65	87	1	88	25.29%	74.71%
Wyalkatchem District High School	70	215	285	6	291	24.56%	75.44%
Yorkrakine Hall	4	38	42	2	44	9.52%	90.48%
<b>Total Polling Places Votes</b>	<b>2,541</b>	<b>6,928</b>	<b>9,469</b>	<b>263</b>	<b>9,732</b>	<b>26.83%</b>	<b>73.17%</b>
Absent Votes	672	1,457	2,129	23	2,152	31.56%	68.44%
Early Votes (by post)	150	350	500	4	504	30.00%	70.00%
Early Votes (in person)	60	99	159	0	159	37.74%	62.26%
Provisional Votes	2	0	2	0	2	100.00%	0.00%
<b>Total Count Centre Votes</b>	<b>884</b>	<b>1,906</b>	<b>2,790</b>	<b>27</b>	<b>2,817</b>	<b>31.68%</b>	<b>68.32%</b>
<b>Total Votes</b>	<b>3,425</b>	<b>8,834</b>	<b>12,259</b>	<b>290</b>	<b>12,549</b>	<b>27.94%</b>	<b>72.06%</b>

## Merredin District

**Question 2:** *Do you believe that the Western Australian community would benefit if trading hours in the Perth Metropolitan Area were extended to allow general retail shops to trade for 6 hours on Sunday?*

Polling Places	Yes	No	Total Valid Votes	Informal Votes	Total Votes	% of Yes Votes to Total Valid Votes	% of No Votes to Total Valid Votes
Ardath Amenities Centre	5	44	49	2	51	10.20%	89.80%
Ballidu Primary School	19	98	117	2	119	16.24%	83.76%
Beacon CWA Hall	33	97	130	2	132	25.38%	74.62%
Bruce Rock Emergency Services Centre	28	352	380	11	391	7.37%	92.63%
Bullaring Community Centre	12	44	56	2	58	21.43%	78.57%
Bulyee Community Centre	6	29	35	1	36	17.14%	82.86%
Buntine Primary School	10	25	35	1	36	28.57%	71.43%
Burracoppin Sports Pavilion	12	42	54	3	57	22.22%	77.78%
Cadoux Primary School	15	71	86	2	88	17.44%	82.56%
Corrigin District High School	132	400	532	10	542	24.81%	75.19%
Cunderdin District High School	118	337	455	18	473	25.93%	74.07%
Dalwallinu District High School	83	217	300	15	315	27.67%	72.33%
Doodlakine Primary School	22	59	81	3	84	27.16%	72.84%
Dowerin Lesser Shire Hall	99	278	377	20	397	26.26%	73.74%
Goomalling Sports Pavilion	118	257	375	27	402	31.47%	68.53%
Hyden CWA Rooms	50	112	162	6	168	30.86%	69.14%
Jennacubbine Hall	24	50	74	1	75	32.43%	67.57%
Kalannie Primary School	31	63	94	0	94	32.98%	67.02%
Karlgarin Primary School	9	63	72	2	74	12.50%	87.50%
Kellerberrin Shire Hall	148	382	530	30	560	27.92%	72.08%
Kondinin Primary School	49	143	192	6	198	25.52%	74.48%
Koorda Primary School	66	177	243	4	247	27.16%	72.84%
Kununoppin Community Centre	16	36	52	4	56	30.77%	69.23%
Latham Primary School	10	40	50	1	51	20.00%	80.00%
Meckering Primary School	36	98	134	5	139	26.87%	73.13%

### Merredin District (cont.)

Polling Places	Yes	No	Total Valid Votes	Informal Votes	Total Votes	% of Yes Votes to Total Valid Votes	% of No Votes to Total Valid Votes
Merredin Court House	178	535	713	34	747	24.96%	75.04%
Merredin District Hospital	63	211	274	17	291	22.99%	77.01%
Merredin Senior High School	114	374	488	21	509	23.36%	76.64%
Mt Marshall Shire Office	58	82	140	6	146	41.43%	58.57%
Mt Walker Primary School	19	35	54	2	56	35.19%	64.81%
Mukinbudin Shire Chambers	67	254	321	14	335	20.87%	79.13%
Muntadgin Primary School	20	58	78	3	81	25.64%	74.36%
Narembeen District High School	96	262	358	13	371	26.82%	73.18%
Nungarin Primary School	30	71	101	2	103	29.70%	70.30%
Perenjori Primary School	26	111	137	2	139	18.98%	81.02%
Pithara Hall	14	48	62	0	62	22.58%	77.42%
Quairading District High School	131	421	552	16	568	23.73%	76.27%
Shackleton Hall	22	44	66	1	67	33.33%	66.67%
Tammin Primary School	48	105	153	5	158	31.37%	68.63%
Trayning Community Centre	40	116	156	3	159	25.64%	74.36%
Westonia Shire Office	23	59	82	4	86	28.05%	71.95%
Wongan Hills District High School	181	382	563	28	591	32.15%	67.85%
Wubin Primary School	17	70	87	1	88	19.54%	80.46%
Wyalkatchem District High School	77	203	280	11	291	27.50%	72.50%
Yorkrakine Hall	5	37	42	2	44	11.90%	88.10%
<b>Total Polling Places Votes</b>	<b>2,380</b>	<b>6,992</b>	<b>9,372</b>	<b>363</b>	<b>9,735</b>	<b>25.39%</b>	<b>74.61%</b>
Absent Votes	656	1,460	2,116	36	2,152	31.00%	69.00%
Early Votes (by post)	160	342	502	2	504	31.87%	68.13%
Early Votes (in person)	54	102	156	3	159	34.62%	65.38%
Provisional Votes	2	0	2	0	2	100.00%	0.00%
<b>Total Count Centre Votes</b>	<b>872</b>	<b>1,904</b>	<b>2,776</b>	<b>41</b>	<b>2,817</b>	<b>31.41%</b>	<b>68.59%</b>
<b>Total Votes</b>	<b>3,252</b>	<b>8,896</b>	<b>12,148</b>	<b>404</b>	<b>12,552</b>	<b>26.77%</b>	<b>73.23%</b>

## Midland District

**Question 1:** *Do you believe that the Western Australian community would benefit if trading hours in the Perth Metropolitan Area were extended to allow general retail shops to trade until 9 pm Monday to Friday?*

Polling Places	Yes	No	Total Valid Votes	Informal Votes	Total Votes	% of Yes Votes to Total Valid Votes	% of No Votes to Total Valid Votes
Bellevue Hall	323	522	845	25	870	38.22%	61.78%
Darlington Primary School	415	629	1,044	10	1,054	39.75%	60.25%
Gooseberry Hill Community Hall	141	317	458	1	459	30.79%	69.21%
Greenmount Primary School	591	1,162	1,753	30	1,783	33.71%	66.29%
Guildford Town Hall	448	569	1,017	14	1,031	44.05%	55.95%
Hazelmere Community Hall	262	429	691	16	707	37.92%	62.08%
Helena Valley Meeting Room	196	363	559	0	559	35.06%	64.94%
Helena Valley Recreation Hall	456	789	1,245	22	1,267	36.63%	63.37%
Koongamia Kindergarten & Infant Health Centre	175	287	462	8	470	37.88%	62.12%
Maida Vale Netball Hall	424	646	1,070	16	1,086	39.63%	60.37%
Midland Town Hall	685	1,171	1,856	75	1,931	36.91%	63.09%
Special Institutions, Hospitals & Remotes	31	23	54	1	55	57.41%	42.59%
Stratton Community Hall	916	1,348	2,264	33	2,297	40.46%	59.54%
Swan TAFE	713	1,180	1,893	50	1,943	37.67%	62.33%
Swan TAFE - Car Park	27	99	126	0	126	21.43%	78.57%
Swan View Senior High School	1,614	2,673	4,287	102	4,389	37.65%	62.35%
<b>Total Polling Places Votes</b>	<b>7,417</b>	<b>12,207</b>	<b>19,624</b>	<b>403</b>	<b>20,027</b>	<b>37.80%</b>	<b>62.20%</b>
Absent Votes	969	1,138	2,107	27	2,134	45.99%	54.01%
Early Votes (by post)	325	424	749	12	761	43.39%	56.61%
Early Votes (in person)	412	466	878	18	896	46.92%	53.08%
Provisional Votes	3	9	12	0	12	25.00%	75.00%
<b>Total Count Centre Votes</b>	<b>1,709</b>	<b>2,037</b>	<b>3,746</b>	<b>57</b>	<b>3,803</b>	<b>45.62%</b>	<b>54.38%</b>
<b>Total Votes</b>	<b>9,126</b>	<b>14,244</b>	<b>23,370</b>	<b>460</b>	<b>23,830</b>	<b>39.05%</b>	<b>60.95%</b>

## Midland District

**Question 2:** *Do you believe that the Western Australian community would benefit if trading hours in the Perth Metropolitan Area were extended to allow general retail shops to trade for 6 hours on Sunday?*

Polling Places	Yes	No	Total Valid Votes	Informal Votes	Total Votes	% of Yes Votes to Total Valid Votes	% of No Votes to Total Valid Votes
Bellevue Hall	244	589	833	37	870	29.29%	70.71%
Darlington Primary School	342	699	1,041	13	1,054	32.85%	67.15%
Gooseberry Hill Community Hall	125	331	456	3	459	27.41%	72.59%
Greenmount Primary School	457	1,278	1,735	48	1,783	26.34%	73.66%
Guildford Town Hall	359	645	1,004	27	1,031	35.76%	64.24%
Hazelmere Community Hall	214	487	701	6	707	30.53%	69.47%
Helena Valley Meeting Room	181	368	549	10	559	32.97%	67.03%
Helena Valley Recreation Hall	413	832	1,245	22	1,267	33.17%	66.83%
Koongamia Kindergarten & Infant Health Centre	152	307	459	11	470	33.12%	66.88%
Maida Vale Netball Hall	375	686	1,061	25	1,086	35.34%	64.66%
Midland Town Hall	606	1,234	1,840	91	1,931	32.93%	67.07%
Special Institutions, Hospitals & Remotes	31	24	55	0	55	56.36%	43.64%
Stratton Community Hall	854	1,389	2,243	54	2,297	38.07%	61.93%
Swan TAFE	623	1,238	1,861	82	1,943	33.48%	66.52%
Swan TAFE - Car Park	31	94	125	1	126	24.80%	75.20%
Swan View Senior High School	1,398	2,854	4,252	137	4,389	32.88%	67.12%
<b>Total Polling Places Votes</b>	<b>6,405</b>	<b>13,055</b>	<b>19,460</b>	<b>567</b>	<b>20,027</b>	<b>32.91%</b>	<b>67.09%</b>
Absent Votes	828	1,275	2,103	31	2,134	39.37%	60.63%
Early Votes (by post)	322	427	749	12	761	42.99%	57.01%
Early Votes (in person)	369	503	872	24	896	42.32%	57.68%
Provisional Votes	3	9	12	0	12	25.00%	75.00%
<b>Total Count Centre Votes</b>	<b>1,522</b>	<b>2,214</b>	<b>3,736</b>	<b>67</b>	<b>3,803</b>	<b>40.74%</b>	<b>59.26%</b>
<b>Total Votes</b>	<b>7,927</b>	<b>15,269</b>	<b>23,196</b>	<b>634</b>	<b>23,830</b>	<b>34.17%</b>	<b>65.83%</b>



## Mindarie District

**Question 1:** *Do you believe that the Western Australian community would benefit if trading hours in the Perth Metropolitan Area were extended to allow general retail shops to trade until 9 pm Monday to Friday?*

Polling Places	Yes	No	Total Valid Votes	Informal Votes	Total Votes	% of Yes Votes to Total Valid Votes	% of No Votes to Total Valid Votes
Beaumaris Primary School	1,181	1,358	2,539	39	2,578	46.51%	53.49%
Clarkson Community High School	946	992	1,938	32	1,970	48.81%	51.19%
Currambine Primary School	1,310	1,421	2,731	33	2,764	47.97%	52.03%
Gumblossom Community Centre	732	1,133	1,865	30	1,895	39.25%	60.75%
Jack Kikeros Hall	138	195	333	1	334	41.44%	58.56%
Kinross Primary School	1,434	1,380	2,814	45	2,859	50.96%	49.04%
Mindarie Primary School	1,216	1,393	2,609	33	2,642	46.61%	53.39%
Mullaloo Heights Primary School	184	251	435	8	443	42.30%	57.70%
Ocean Reef Senior High School	1,242	1,551	2,793	50	2,843	44.47%	55.53%
<b>Total Polling Places Votes</b>	<b>8,383</b>	<b>9,674</b>	<b>18,057</b>	<b>271</b>	<b>18,328</b>	<b>46.43%</b>	<b>53.57%</b>
Absent Votes	1,243	1,319	2,562	34	2,596	48.52%	51.48%
Early Votes (by post)	342	330	672	7	679	50.89%	49.11%
Early Votes (in person)	404	353	757	8	765	53.37%	46.63%
Provisional Votes	6	3	9	0	9	66.67%	33.33%
<b>Total Count Centre Votes</b>	<b>1,995</b>	<b>2,005</b>	<b>4,000</b>	<b>49</b>	<b>4,049</b>	<b>49.88%</b>	<b>50.13%</b>
<b>Total Votes</b>	<b>10,378</b>	<b>11,679</b>	<b>22,057</b>	<b>320</b>	<b>22,377</b>	<b>47.05%</b>	<b>52.95%</b>

## Mindarie District

**Question 2:** *Do you believe that the Western Australian community would benefit if trading hours in the Perth Metropolitan Area were extended to allow general retail shops to trade for 6 hours on Sunday?*

Polling Places	Yes	No	Total Valid Votes	Informal Votes	Total Votes	% of Yes Votes to Total Valid Votes	% of No Votes to Total Valid Votes
Beaumaris Primary School	1,110	1,423	2,533	45	2,578	43.82%	56.18%
Clarkson Community High School	890	1,031	1,921	49	1,970	46.33%	53.67%
Currambine Primary School	1,242	1,487	2,729	35	2,764	45.51%	54.49%
Gumblossom Community Centre	667	1,182	1,849	46	1,895	36.07%	63.93%
Jack Kikeros Hall	117	211	328	6	334	35.67%	64.33%
Kinross Primary School	1,299	1,505	2,804	55	2,859	46.33%	53.67%
Mindarie Primary School	1,118	1,486	2,604	38	2,642	42.93%	57.07%
Mullaloo Heights Primary School	182	255	437	6	443	41.65%	58.35%
Ocean Reef Senior High School	1,139	1,616	2,755	88	2,843	41.34%	58.66%
<b>Total Polling Places Votes</b>	<b>7,764</b>	<b>10,196</b>	<b>17,960</b>	<b>368</b>	<b>18,328</b>	<b>43.23%</b>	<b>56.77%</b>
Absent Votes	1,235	1,301	2,536	60	2,596	48.70%	51.30%
Early Votes (by post)	354	322	676	3	679	52.37%	47.63%
Early Votes (in person)	399	357	756	9	765	52.78%	47.22%
Provisional Votes	6	3	9	0	9	66.67%	33.33%
<b>Total Count Centre Votes</b>	<b>1,994</b>	<b>1,983</b>	<b>3,977</b>	<b>72</b>	<b>4,049</b>	<b>50.14%</b>	<b>49.86%</b>
<b>Total Votes</b>	<b>9,758</b>	<b>12,179</b>	<b>21,937</b>	<b>440</b>	<b>22,377</b>	<b>44.48%</b>	<b>55.52%</b>

## Moore District

**Question 1:** *Do you believe that the Western Australian community would benefit if trading hours in the Perth Metropolitan Area were extended to allow general retail shops to trade until 9 pm Monday to Friday?*

Polling Places	Yes	No	Total Valid Votes	Informal Votes	Total Votes	% of Yes Votes to Total Valid Votes	% of No Votes to Total Valid Votes
Badgingarra Community Centre	38	134	172	2	174	22.09%	77.91%
Benedictine Monastery New Norcia	33	76	109	0	109	30.28%	69.72%
Bindoon St John Ambulance Hall	240	582	822	7	829	29.20%	70.80%
Bolgart Primary School	34	96	130	2	132	26.15%	73.85%
Calingiri Primary School	44	83	127	6	133	34.65%	65.35%
Carnamah District High School	61	165	226	2	228	26.99%	73.01%
Cervantes Recreation Centre	123	187	310	3	313	39.68%	60.32%
Coorow Primary School	53	121	174	2	176	30.46%	69.54%
Dandaragan Primary School	77	167	244	6	250	31.56%	68.44%
Eneabba Primary School	45	54	99	4	103	45.45%	54.55%
Granville Civic Centre	206	463	669	11	680	30.79%	69.21%
Green Head Community Centre	51	74	125	3	128	40.80%	59.20%
Guilderton Hall	110	153	263	7	270	41.83%	58.17%
Jurien District High School	223	471	694	18	712	32.13%	67.87%
Lancelin Ambulance Hall	204	292	496	13	509	41.13%	58.87%
Ledge Point Ambulance and Fire Substation	46	93	139	2	141	33.09%	66.91%
Leeman Primary School	80	125	205	4	209	39.02%	60.98%

### Moore District (cont.)

Polling Places	Yes	No	Total Valid Votes	Informal Votes	Total Votes	% of Yes Votes to Total Valid Votes	% of No Votes to Total Valid Votes
Lower Chittering Progress Association Hall	120	167	287	4	291	41.81%	58.19%
Miling Primary School	28	78	106	0	106	26.42%	73.58%
Mogumber Library	24	58	82	2	84	29.27%	70.73%
Moora Recreation Centre	270	618	888	21	909	30.41%	69.59%
Muchea Community Hall	147	270	417	9	426	35.25%	64.75%
Ocean Farm Estate Community Hall	39	34	73	1	74	53.42%	46.58%
Seabird Community Hall	34	58	92	1	93	36.96%	63.04%
Toodyay Show Grounds Pavilion	534	1,085	1,619	33	1,652	32.98%	67.02%
Watheroo Primary School	33	94	127	3	130	25.98%	74.02%
Woodridge Community Centre	149	262	411	6	417	36.25%	63.75%
Yerecoin Primary School	27	60	87	0	87	31.03%	68.97%
<b>Total Polling Places Votes</b>	<b>3,073</b>	<b>6,120</b>	<b>9,193</b>	<b>172</b>	<b>9,365</b>	<b>33.43%</b>	<b>66.57%</b>
Absent Votes	792	1,284	2,076	34	2,110	38.15%	61.85%
Early Votes (by post)	184	304	488	5	493	37.70%	62.30%
Early Votes (in person)	61	100	161	4	165	37.89%	62.11%
Provisional Votes	5	3	8	0	8	62.50%	37.50%
<b>Total Count Centre Votes</b>	<b>1,042</b>	<b>1,691</b>	<b>2,733</b>	<b>43</b>	<b>2,776</b>	<b>38.13%</b>	<b>61.87%</b>
<b>Total Votes</b>	<b>4,115</b>	<b>7,811</b>	<b>11,926</b>	<b>215</b>	<b>12,141</b>	<b>34.50%</b>	<b>65.50%</b>

## Moore District

**Question 2:** *Do you believe that the Western Australian community would benefit if trading hours in the Perth Metropolitan Area were extended to allow general retail shops to trade for 6 hours on Sunday?*

Polling Places	Yes	No	Total Valid Votes	Informal Votes	Total Votes	% of Yes Votes to Total Valid Votes	% of No Votes to Total Valid Votes
Badgingarra Community Centre	41	131	172	2	174	23.84%	76.16%
Benedictine Monastery New Norcia	33	76	109	0	109	30.28%	69.72%
Bindoon St John Ambulance Hall	242	572	814	15	829	29.73%	70.27%
Bolgart Primary School	30	97	127	5	132	23.62%	76.38%
Calingiri Primary School	44	88	132	1	133	33.33%	66.67%
Carnamah District High School	55	167	222	6	228	24.77%	75.23%
Cervantes Recreation Centre	117	184	301	12	313	38.87%	61.13%
Coorow Primary School	50	123	173	3	176	28.90%	71.10%
Dandaragan Primary School	74	165	239	11	250	30.96%	69.04%
Eneabba Primary School	42	56	98	5	103	42.86%	57.14%
Granville Civic Centre	204	459	663	17	680	30.77%	69.23%
Green Head Community Centre	49	75	124	4	128	39.52%	60.48%
Guilderton Hall	93	160	253	17	270	36.76%	63.24%
Jurien District High School	223	452	675	37	712	33.04%	66.96%
Lancelin Ambulance Hall	190	297	487	22	509	39.01%	60.99%
Ledge Point Ambulance and Fire Substation	50	87	137	4	141	36.50%	63.50%
Leeman Primary School	75	126	201	8	209	37.31%	62.69%

### Moore District (cont.)

Polling Places	Yes	No	Total Valid Votes	Informal Votes	Total Votes	% of Yes Votes to Total Valid Votes	% of No Votes to Total Valid Votes
Lower Chittering Progress Association Hall	108	179	287	4	291	37.63%	62.37%
Miling Primary School	34	72	106	0	106	32.08%	67.92%
Mogumber Library	26	53	79	5	84	32.91%	67.09%
Moora Recreation Centre	243	639	882	27	909	27.55%	72.45%
Muchea Community Hall	120	295	415	11	426	28.92%	71.08%
Ocean Farm Estate Community Hall	38	35	73	1	74	52.05%	47.95%
Seabird Community Hall	30	58	88	5	93	34.09%	65.91%
Toodyay Show Grounds Pavilion	560	1,042	1,602	50	1,652	34.96%	65.04%
Watheroo Primary School	28	101	129	1	130	21.71%	78.29%
Woodridge Community Centre	142	262	404	13	417	35.15%	64.85%
Yerecoin Primary School	21	63	84	3	87	25.00%	75.00%
<b>Total Polling Places Votes</b>	<b>2,962</b>	<b>6,114</b>	<b>9,076</b>	<b>289</b>	<b>9,365</b>	<b>32.64%</b>	<b>67.36%</b>
Absent Votes	727	1,340	2,067	43	2,110	35.17%	64.83%
Early Votes (by post)	180	308	488	5	493	36.89%	63.11%
Early Votes (in person)	62	101	163	2	165	38.04%	61.96%
Provisional Votes	4	4	8	0	8	50.00%	50.00%
<b>Total Count Centre Votes</b>	<b>973</b>	<b>1,753</b>	<b>2,726</b>	<b>50</b>	<b>2,776</b>	<b>35.69%</b>	<b>64.31%</b>
<b>Total Votes</b>	<b>3,935</b>	<b>7,867</b>	<b>11,802</b>	<b>339</b>	<b>12,141</b>	<b>33.34%</b>	<b>66.66%</b>

## Murchison-Eyre District

**Question 1:** *Do you believe that the Western Australian community would benefit if trading hours in the Perth Metropolitan Area were extended to allow general retail shops to trade until 9 pm Monday to Friday?*

Polling Places	Yes	No	Total Valid Votes	Informal Votes	Total Votes	% of Yes Votes to Total Valid Votes	% of No Votes to Total Valid Votes
Bodallin Community Hall	6	23	29	0	29	20.69%	79.31%
Boulder Primary School	594	777	1,371	44	1,415	43.33%	56.67%
Bullfinch CWA Hall	8	26	34	0	34	23.53%	76.47%
Coolgardie Community Recreation Centre	161	187	348	18	366	46.26%	53.74%
Cue Primary School	51	71	122	2	124	41.80%	58.20%
East Kalgoorlie Primary School	40	41	81	2	83	49.38%	50.62%
Gascoyne Junction Shire Office	9	20	29	0	29	31.03%	68.97%
Kalgoorlie Graduates Hall	47	66	113	3	116	41.59%	58.41%
Kambalda Primary School	153	146	299	17	316	51.17%	48.83%
Kambalda West District High School	379	316	695	19	714	54.53%	45.47%
Laverton Lesser Hall	129	63	192	0	192	67.19%	32.81%
Leinster Community Hall	129	88	217	7	224	59.45%	40.55%
Leonora District High School	129	118	247	12	259	52.23%	47.77%
Marvel Loch Primary School	33	23	56	1	57	58.93%	41.07%
Meekatharra Shire Hall	120	112	232	11	243	51.72%	48.28%
Menzies Town Hall	21	20	41	0	41	51.22%	48.78%

### Murchison-Eyre District (cont.)

Polling Places	Yes	No	Total Valid Votes	Informal Votes	Total Votes	% of Yes Votes to Total Valid Votes	% of No Votes to Total Valid Votes
Moorine Rock Primary School	21	50	71	1	72	29.58%	70.42%
Mt Magnet Court House	110	128	238	5	243	46.22%	53.78%
Newman Primary School	374	274	648	16	664	57.72%	42.28%
Newman Senior High School	392	292	684	12	696	57.31%	42.69%
Norseman Town Hall	143	206	349	15	364	40.97%	59.03%
Sandstone Shire Council	9	22	31	2	33	29.03%	70.97%
Southern Cross Community Centre	154	214	368	7	375	41.85%	58.15%
Special Institutions, Hospitals & Remotes	428	96	524	169	693	81.68%	18.32%
St Joseph's Catholic School Boulder	171	189	360	10	370	47.50%	52.50%
Wiluna Remote Community School	61	42	103	8	111	59.22%	40.78%
Yalgoo Primary School	30	19	49	2	51	61.22%	38.78%
<b>Total Polling Places Votes</b>	<b>3,902</b>	<b>3,629</b>	<b>7,531</b>	<b>383</b>	<b>7,914</b>	<b>51.81%</b>	<b>48.19%</b>
Absent Votes	788	818	1,606	27	1,633	49.07%	50.93%
Early Votes (by post)	236	311	547	3	550	43.14%	56.86%
Early Votes (in person)	199	182	381	6	387	52.23%	47.77%
Provisional Votes	5	4	9	0	9	55.56%	44.44%
<b>Total Count Centre Votes</b>	<b>1,228</b>	<b>1,315</b>	<b>2,543</b>	<b>36</b>	<b>2,579</b>	<b>48.29%</b>	<b>51.71%</b>
<b>Total Votes</b>	<b>5,130</b>	<b>4,944</b>	<b>10,074</b>	<b>419</b>	<b>10,493</b>	<b>50.92%</b>	<b>49.08%</b>



## Murchison-Eyre District

**Question 2:** *Do you believe that the Western Australian community would benefit if trading hours in the Perth Metropolitan Area were extended to allow general retail shops to trade for 6 hours on Sunday?*

Polling Places	Yes	No	Total Valid Votes	Informal Votes	Total Votes	% of Yes Votes to Total Valid Votes	% of No Votes to Total Valid Votes
Bodallin Community Hall	7	22	29	0	29	24.14%	75.86%
Boulder Primary School	585	763	1,348	67	1,415	43.40%	56.60%
Bullfinch CWA Hall	4	26	30	4	34	13.33%	86.67%
Coolgardie Community Recreation Centre	161	187	348	18	366	46.26%	53.74%
Cue Primary School	50	65	115	9	124	43.48%	56.52%
East Kalgoorlie Primary School	34	38	72	11	83	47.22%	52.78%
Gascoyne Junction Shire Office	13	16	29	0	29	44.83%	55.17%
Kalgoorlie Graduates Hall	49	64	113	3	116	43.36%	56.64%
Kambalda Primary School	162	134	296	20	316	54.73%	45.27%
Kambalda West District High School	373	314	687	27	714	54.29%	45.71%
Laverton Lesser Hall	129	63	192	0	192	67.19%	32.81%
Leinster Community Hall	136	81	217	7	224	62.67%	37.33%
Leonora District High School	123	135	258	1	259	47.67%	52.33%
Marvel Loch Primary School	23	33	56	1	57	41.07%	58.93%
Meekatharra Shire Hall	106	122	228	15	243	46.49%	53.51%
Menzies Town Hall	20	19	39	2	41	51.28%	48.72%

### Murchison-Eyre District (cont.)

Polling Places	Yes	No	Total Valid Votes	Informal Votes	Total Votes	% of Yes Votes to Total Valid Votes	% of No Votes to Total Valid Votes
Moorine Rock Primary School	18	53	71	1	72	25.35%	74.65%
Mt Magnet Court House	113	124	237	6	243	47.68%	52.32%
Newman Primary School	369	276	645	19	664	57.21%	42.79%
Newman Senior High School	370	303	673	23	696	54.98%	45.02%
Norseman Town Hall	140	209	349	15	364	40.11%	59.89%
Sandstone Shire Council	9	23	32	1	33	28.13%	71.88%
Southern Cross Community Centre	127	228	355	20	375	35.77%	64.23%
Special Institutions, Hospitals & Remotes	352	160	512	181	693	68.75%	31.25%
St Joseph's Catholic School Boulder	169	188	357	13	370	47.34%	52.66%
Wiluna Remote Community School	63	41	104	7	111	60.58%	39.42%
Yalgoo Primary School	31	18	49	2	51	63.27%	36.73%
<b>Total Polling Places Votes</b>	<b>3,736</b>	<b>3,705</b>	<b>7,441</b>	<b>473</b>	<b>7,914</b>	<b>50.21%</b>	<b>49.79%</b>
Absent Votes	749	842	1,591	42	1,633	47.08%	52.92%
Early Votes (by post)	229	316	545	5	550	42.02%	57.98%
Early Votes (in person)	202	172	374	13	387	54.01%	45.99%
Provisional Votes	5	4	9	0	9	55.56%	44.44%
<b>Total Count Centre Votes</b>	<b>1,185</b>	<b>1,334</b>	<b>2,519</b>	<b>60</b>	<b>2,579</b>	<b>47.04%</b>	<b>52.96%</b>
<b>Total Votes</b>	<b>4,921</b>	<b>5,039</b>	<b>9,960</b>	<b>533</b>	<b>10,493</b>	<b>49.41%</b>	<b>50.59%</b>

## Murdoch District

**Question 1:** *Do you believe that the Western Australian community would benefit if trading hours in the Perth Metropolitan Area were extended to allow general retail shops to trade until 9 pm Monday to Friday?*

Polling Places	Yes	No	Total Valid Votes	Informal Votes	Total Votes	% of Yes Votes to Total Valid Votes	% of No Votes to Total Valid Votes
Airforce Association	426	771	1,197	17	1,214	35.59%	64.41%
Bateman Primary School	823	1,157	1,980	18	1,998	41.57%	58.43%
Brentwood Primary School	917	1,304	2,221	37	2,258	41.29%	58.71%
Bull Creek Primary School	714	1,077	1,791	9	1,800	39.87%	60.13%
Kardinya Primary School	825	1,458	2,283	37	2,320	36.14%	63.86%
Leeming Primary School	925	1,349	2,274	10	2,284	40.68%	59.32%
Murdoch University - Murdoch Campus Car Park	137	180	317	2	319	43.22%	56.78%
North Lake Senior Campus	192	312	504	8	512	38.10%	61.90%
Oberthur Primary School	625	783	1,408	16	1,424	44.39%	55.61%
Rossmoyne Primary School	510	1,039	1,549	11	1,560	32.92%	67.08%
Special Institutions, Hospitals & Remotes	41	80	121	10	131	33.88%	66.12%
West Leeming Primary School	897	1,240	2,137	21	2,158	41.97%	58.03%
Winthrop Primary School	2,054	1,882	3,936	31	3,967	52.18%	47.82%
<b>Total Polling Places Votes</b>	<b>9,086</b>	<b>12,632</b>	<b>21,718</b>	<b>227</b>	<b>21,945</b>	<b>41.84%</b>	<b>58.16%</b>
Absent Votes	1,099	1,282	2,381	27	2,408	46.16%	53.84%
Early Votes (by post)	394	446	840	8	848	46.90%	53.10%
Early Votes (in person)	429	388	817	9	826	52.51%	47.49%
Provisional Votes	0	1	1	0	1	0.00%	100.00%
<b>Total Count Centre Votes</b>	<b>1,922</b>	<b>2,117</b>	<b>4,039</b>	<b>44</b>	<b>4,083</b>	<b>47.59%</b>	<b>52.41%</b>
<b>Total Votes</b>	<b>11,008</b>	<b>14,749</b>	<b>25,757</b>	<b>271</b>	<b>26,028</b>	<b>42.74%</b>	<b>57.26%</b>

## Murdoch District

**Question 2:** *Do you believe that the Western Australian community would benefit if trading hours in the Perth Metropolitan Area were extended to allow general retail shops to trade for 6 hours on Sunday?*

Polling Places	Yes	No	Total Valid Votes	Informal Votes	Total Votes	% of Yes Votes to Total Valid Votes	% of No Votes to Total Valid Votes
Airforce Association	420	768	1,188	26	1,214	35.35%	64.65%
Bateman Primary School	728	1,242	1,970	28	1,998	36.95%	63.05%
Brentwood Primary School	812	1,397	2,209	49	2,258	36.76%	63.24%
Bull Creek Primary School	605	1,173	1,778	22	1,800	34.03%	65.97%
Kardinya Primary School	740	1,536	2,276	44	2,320	32.51%	67.49%
Leeming Primary School	798	1,446	2,244	40	2,284	35.56%	64.44%
Murdoch University - Murdoch Campus Car Park	120	196	316	3	319	37.97%	62.03%
North Lake Senior Campus	160	338	498	14	512	32.13%	67.87%
Oberthur Primary School	580	822	1,402	22	1,424	41.37%	58.63%
Rossmoyne Primary School	488	1,045	1,533	27	1,560	31.83%	68.17%
Special Institutions, Hospitals & Remotes	37	83	120	11	131	30.83%	69.17%
West Leeming Primary School	808	1,314	2,122	36	2,158	38.08%	61.92%
Winthrop Primary School	1,820	2,074	3,894	73	3,967	46.74%	53.26%
<b>Total Polling Places Votes</b>	<b>8,116</b>	<b>13,434</b>	<b>21,550</b>	<b>395</b>	<b>21,945</b>	<b>37.66%</b>	<b>62.34%</b>
Absent Votes	941	1,425	2,366	42	2,408	39.77%	60.23%
Early Votes (by post)	373	469	842	6	848	44.30%	55.70%
Early Votes (in person)	404	413	817	9	826	49.45%	50.55%
Provisional Votes	1	0	1	0	1	100.00%	0.00%
<b>Total Count Centre Votes</b>	<b>1,719</b>	<b>2,307</b>	<b>4,026</b>	<b>57</b>	<b>4,083</b>	<b>42.70%</b>	<b>57.30%</b>
<b>Total Votes</b>	<b>9,835</b>	<b>15,741</b>	<b>25,576</b>	<b>452</b>	<b>26,028</b>	<b>38.45%</b>	<b>61.55%</b>

## Murray District

**Question 1:** *Do you believe that the Western Australian community would benefit if trading hours in the Perth Metropolitan Area were extended to allow general retail shops to trade until 9 pm Monday to Friday?*

Polling Places	Yes	No	Total Valid Votes	Informal Votes	Total Votes	% of Yes Votes to Total Valid Votes	% of No Votes to Total Valid Votes
Bortolo Pavilion	302	435	737	24	761	40.98%	59.02%
Carcoola Primary School	197	249	446	16	462	44.17%	55.83%
Coolup CWA Hall	88	185	273	6	279	32.23%	67.77%
Dwellingup Primary School	126	243	369	4	373	34.15%	65.85%
Frederick Irwin Anglican School	768	1,066	1,834	28	1,862	41.88%	58.12%
North Dandalup Community Hall	100	252	352	6	358	28.41%	71.59%
North Yunderup CWA Centre	148	260	408	12	420	36.27%	63.73%
Pinjarra Senior Citizens Centre	595	970	1,565	30	1,595	38.02%	61.98%
Riverside Primary School	352	542	894	27	921	39.37%	60.63%
Ron Christian Memorial Hall	150	322	472	9	481	31.78%	68.22%
Royal Australian Air Force Association Estate	333	624	957	21	978	34.80%	65.20%
South Yunderup-Ravenswood Bush Fire Brigade Hall	325	657	982	25	1,007	33.10%	66.90%
Special Institutions, Hospitals & Remotes	114	163	277	9	286	41.16%	58.84%
West Murray Community Hall	525	896	1,421	38	1,459	36.95%	63.05%
<b>Total Polling Places Votes</b>	<b>4,123</b>	<b>6,864</b>	<b>10,987</b>	<b>255</b>	<b>11,242</b>	<b>37.53%</b>	<b>62.47%</b>
Absent Votes	544	716	1,260	23	1,283	43.17%	56.83%
Early Votes (by post)	161	211	372	5	377	43.28%	56.72%
Early Votes (in person)	150	190	340	6	346	44.12%	55.88%
Provisional Votes	0	3	3	0	3	0.00%	100.00%
<b>Total Count Centre Votes</b>	<b>855</b>	<b>1,120</b>	<b>1,975</b>	<b>34</b>	<b>2,009</b>	<b>43.29%</b>	<b>56.71%</b>
<b>Total Votes</b>	<b>4,978</b>	<b>7,984</b>	<b>12,962</b>	<b>289</b>	<b>13,251</b>	<b>38.40%</b>	<b>61.60%</b>

## Murray District

**Question 2:** *Do you believe that the Western Australian community would benefit if trading hours in the Perth Metropolitan Area were extended to allow general retail shops to trade for 6 hours on Sunday?*

Polling Places	Yes	No	Total Valid Votes	Informal Votes	Total Votes	% of Yes Votes to Total Valid Votes	% of No Votes to Total Valid Votes
Bortolo Pavilion	309	422	731	30	761	42.27%	57.73%
Carcoola Primary School	170	268	438	24	462	38.81%	61.19%
Coolup CWA Hall	95	173	268	11	279	35.45%	64.55%
Dwellingup Primary School	120	248	368	5	373	32.61%	67.39%
Frederick Irwin Anglican School	813	1,004	1,817	45	1,862	44.74%	55.26%
North Dandalup Community Hall	94	257	351	7	358	26.78%	73.22%
North Yunderup CWA Centre	153	253	406	14	420	37.68%	62.32%
Pinjarra Senior Citizens Centre	545	977	1,522	73	1,595	35.81%	64.19%
Riverside Primary School	350	521	871	50	921	40.18%	59.82%
Ron Christian Memorial Hall	153	315	468	13	481	32.69%	67.31%
Royal Australian Air Force Association Estate	804	136	940	38	978	85.53%	14.47%
South Yunderup-Ravenswood Bush Fire Brigade Hall	334	633	967	40	1,007	34.54%	65.46%
Special Institutions, Hospitals & Remotes	104	173	277	10	287	37.55%	62.45%
West Murray Community Hall	552	837	1,389	43	1,432	39.74%	60.26%
<b>Total Polling Places Votes</b>	<b>4,596</b>	<b>6,217</b>	<b>10,813</b>	<b>403</b>	<b>11,216</b>	<b>42.50%</b>	<b>57.50%</b>
Absent Votes	549	697	1,246	37	1,283	44.06%	55.94%
Early Votes (by post)	184	192	376	1	377	48.94%	51.06%
Early Votes (in person)	147	193	340	6	346	43.24%	56.76%
Provisional Votes	0	3	3	0	3	0.00%	100.00%
<b>Total Count Centre Votes</b>	<b>880</b>	<b>1,085</b>	<b>1,965</b>	<b>44</b>	<b>2,009</b>	<b>44.78%</b>	<b>55.22%</b>
<b>Total Votes</b>	<b>5,476</b>	<b>7,302</b>	<b>12,778</b>	<b>447</b>	<b>13,225</b>	<b>42.85%</b>	<b>57.15%</b>

## Nedlands District

**Question 1:** *Do you believe that the Western Australian community would benefit if trading hours in the Perth Metropolitan Area were extended to allow general retail shops to trade until 9 pm Monday to Friday?*

Polling Places	Yes	No	Total Valid Votes	Informal Votes	Total Votes	% of Yes Votes to Total Valid Votes	% of No Votes to Total Valid Votes
Central Metropolitan College TAFE - Subiaco Campus	431	484	915	7	922	47.10%	52.90%
Claremont Primary School	238	279	517	4	521	46.03%	53.97%
Constitutional Centre	261	189	450	14	464	58.00%	42.00%
Dalkeith Primary School	1,014	1,203	2,217	14	2,231	45.74%	54.26%
Hollywood Primary School	510	810	1,320	8	1,328	38.64%	61.36%
Jolimont Primary School	505	636	1,141	13	1,154	44.26%	55.74%
Nedlands Primary School	810	1,044	1,854	11	1,865	43.69%	56.31%
Perth Modern School	244	200	444	10	454	54.95%	45.05%
Shenton Park Child Centre	673	879	1,552	12	1,564	43.36%	56.64%
Sir Charles Gairdner Hospital	72	61	133	1	134	54.14%	45.86%
Special Institutions, Hospitals & Remotes	132	257	389	14	403	33.93%	66.07%
St Aloysius Catholic Church	360	443	803	14	817	44.83%	55.17%
St Andrew's Church Hall	259	463	722	8	730	35.87%	64.13%
Subiaco Community Centre	1,331	1,313	2,644	67	2,711	50.34%	49.66%
Tresillian Community Centre	327	569	896	3	899	36.50%	63.50%
University of Western Australia - Car Park	83	77	160	1	161	51.88%	48.13%
University of Western Australia - Nedlands Campus	204	265	469	1	470	43.50%	56.50%
Wembley Church of Christ Hall	269	399	668	13	681	40.27%	59.73%
Wembley Primary School	775	857	1,632	11	1,643	47.49%	52.51%
West Leederville Primary School	924	998	1,922	24	1,946	48.07%	51.93%
<b>Total Polling Places Votes</b>	<b>9,422</b>	<b>11,426</b>	<b>20,848</b>	<b>250</b>	<b>21,098</b>	<b>45.19%</b>	<b>54.81%</b>
Absent Votes	1,243	1,278	2,521	19	2,540	49.31%	50.69%
Early Votes (by post)	591	607	1,198	7	1,205	49.33%	50.67%
Early Votes (in person)	490	363	853	3	856	57.44%	42.56%
Provisional Votes	2	3	5	0	5	40.00%	60.00%
<b>Total Count Centre Votes</b>	<b>2,326</b>	<b>2,251</b>	<b>4,577</b>	<b>29</b>	<b>4,606</b>	<b>50.82%</b>	<b>49.18%</b>
<b>Total Votes</b>	<b>11,748</b>	<b>13,677</b>	<b>25,425</b>	<b>279</b>	<b>25,704</b>	<b>46.21%</b>	<b>53.79%</b>

## Nedlands District

**Question 2:** *Do you believe that the Western Australian community would benefit if trading hours in the Perth Metropolitan Area were extended to allow general retail shops to trade for 6 hours on Sunday?*

Polling Places	Yes	No	Total Valid Votes	Informal Votes	Total Votes	% of Yes Votes to Total Valid Votes	% of No Votes to Total Valid Votes
Central Metropolitan College TAFE - Subiaco Campus	391	515	906	15	921	43.16%	56.84%
Claremont Primary School	226	292	518	3	521	43.63%	56.37%
Constitutional Centre	237	213	450	14	464	52.67%	47.33%
Dalkeith Primary School	945	1,261	2,206	27	2,233	42.84%	57.16%
Hollywood Primary School	475	841	1,316	12	1,328	36.09%	63.91%
Jolimont Primary School	453	681	1,134	20	1,154	39.95%	60.05%
Nedlands Primary School	762	1,085	1,847	0	1,847	41.26%	58.74%
Perth Modern School	230	211	441	13	454	52.15%	47.85%
Shenton Park Child Centre	612	932	1,544	20	1,564	39.64%	60.36%
Sir Charles Gairdner Hospital	80	52	132	1	133	60.61%	39.39%
Special Institutions, Hospitals & Remotes	93	296	389	29	418	23.91%	76.09%
St Aloysius Catholic Church	322	477	799	18	817	40.30%	59.70%
St Andrew's Church Hall	241	478	719	11	730	33.52%	66.48%
Subiaco Community Centre	1,419	1,225	2,644	67	2,711	53.67%	46.33%
Tresillian Community Centre	303	581	884	14	898	34.28%	65.72%
University of Western Australia - Car Park	70	88	158	3	161	44.30%	55.70%
University of Western Australia - Nedlands Campus	184	282	466	4	470	39.48%	60.52%
Wembley Church of Christ Hall	251	417	668	0	668	37.57%	62.43%
Wembley Primary School	681	940	1,621	11	1,632	42.01%	57.99%
West Leederville Primary School	845	1,061	1,906	40	1,946	44.33%	55.67%
<b>Total Polling Places Votes</b>	<b>8,820</b>	<b>11,928</b>	<b>20,748</b>	<b>322</b>	<b>21,070</b>	<b>42.51%</b>	<b>57.49%</b>
Absent Votes	1,123	1,383	2,506	34	2,540	44.81%	55.19%
Early Votes (by post)	568	626	1,194	11	1,205	47.57%	52.43%
Early Votes (in person)	437	408	845	11	856	51.72%	48.28%
Provisional Votes	0	5	5	0	5	0.00%	100.00%
<b>Total Count Centre Votes</b>	<b>2,128</b>	<b>2,422</b>	<b>4,550</b>	<b>56</b>	<b>4,606</b>	<b>46.77%</b>	<b>53.23%</b>
<b>Total Votes</b>	<b>10,948</b>	<b>14,350</b>	<b>25,298</b>	<b>378</b>	<b>25,676</b>	<b>43.28%</b>	<b>56.72%</b>



## North-West Coastal District

**Question 1:** *Do you believe that the Western Australian community would benefit if trading hours in the Perth Metropolitan Area were extended to allow general retail shops to trade until 9 pm Monday to Friday?*

Polling Places	Yes	No	Total Valid Votes	Informal Votes	Total Votes	% of Yes Votes to Total Valid Votes	% of No Votes to Total Valid Votes
Carnarvon Senior High School	585	682	1,267	47	1,314	46.17%	53.83%
Coral Bay Reef Cafe	27	25	52	0	52	51.92%	48.08%
Dampier Primary School	284	350	634	5	639	44.79%	55.21%
East Carnarvon Primary School	313	574	887	40	927	35.29%	64.71%
Exmouth Shire Hall	353	502	855	36	891	41.29%	58.71%
Karratha College	934	920	1,854	58	1,912	50.38%	49.62%
Karratha Senior High School	586	666	1,252	37	1,289	46.81%	53.19%
Mungullah Village Community Health	28	26	54	0	54	51.85%	48.15%
Onslow Shire Hall	145	91	236	1	237	61.44%	38.56%
Roebourne Community Centre	180	97	277	0	277	64.98%	35.02%
Shark Bay Primary School	131	195	326	7	333	40.18%	59.82%
Special Institutions, Hospitals & Remotes	12	10	22	1	23	54.55%	45.45%
Tambrey Primary School	364	374	738	10	748	49.32%	50.68%
Useless Loop Primary School	16	27	43	0	43	37.21%	62.79%
Wickham Community Hall	320	346	666	16	682	48.05%	51.95%
<b>Total Polling Places Votes</b>	<b>4,278</b>	<b>4,885</b>	<b>9,163</b>	<b>258</b>	<b>9,421</b>	<b>46.69%</b>	<b>53.31%</b>
Absent Votes	616	690	1,306	29	1,335	47.17%	52.83%
Early Votes (by post)	157	182	339	7	346	46.31%	53.69%
Early Votes (in person)	231	237	468	10	478	49.36%	50.64%
Provisional Votes	9	4	13	1	14	69.23%	30.77%
<b>Total Count Centre Votes</b>	<b>1,013</b>	<b>1,113</b>	<b>2,126</b>	<b>47</b>	<b>2,173</b>	<b>47.65%</b>	<b>52.35%</b>
<b>Total Votes</b>	<b>5,291</b>	<b>5,998</b>	<b>11,289</b>	<b>305</b>	<b>11,594</b>	<b>46.87%</b>	<b>53.13%</b>

## North-West Coastal District

**Question 2:** *Do you believe that the Western Australian community would benefit if trading hours in the Perth Metropolitan Area were extended to allow general retail shops to trade for 6 hours on Sunday?*

Polling Places	Yes	No	Total Valid Votes	Informal Votes	Total Votes	% of Yes Votes to Total Valid Votes	% of No Votes to Total Valid Votes
Carnarvon Senior High School	562	693	1,255	59	1,314	44.78%	55.22%
Coral Bay Reef Cafe	27	25	52	0	52	51.92%	48.08%
Dampier Primary School	315	317	632	7	639	49.84%	50.16%
East Carnarvon Primary School	328	554	882	45	927	37.19%	62.81%
Exmouth Shire Hall	345	501	846	45	891	40.78%	59.22%
Karratha College	973	856	1,829	83	1,912	53.20%	46.80%
Karratha Senior High School	622	612	1,234	55	1,289	50.41%	49.59%
Mungullah Village Community Health	24	28	52	2	54	46.15%	53.85%
Onslow Shire Hall	144	91	235	2	237	61.28%	38.72%
Roebourne Community Centre	181	90	271	6	277	66.79%	33.21%
Shark Bay Primary School	133	182	315	18	333	42.22%	57.78%
Special Institutions, Hospitals & Remotes	11	10	21	2	23	52.38%	47.62%
Tambrey Primary School	395	335	730	18	748	54.11%	45.89%
Useless Loop Primary School	19	24	43	0	43	44.19%	55.81%
Wickham Community Hall	334	334	668	14	682	50.00%	50.00%
<b>Total Polling Places Votes</b>	<b>4,413</b>	<b>4,652</b>	<b>9,065</b>	<b>356</b>	<b>9,421</b>	<b>48.68%</b>	<b>51.32%</b>
Absent Votes	724	572	1,296	39	1,335	55.86%	44.14%
Early Votes (by post)	179	158	337	9	346	53.12%	46.88%
Early Votes (in person)	226	241	467	11	478	48.39%	51.61%
Provisional Votes	7	5	12	2	14	58.33%	41.67%
<b>Total Count Centre Votes</b>	<b>1,136</b>	<b>976</b>	<b>2,112</b>	<b>61</b>	<b>2,173</b>	<b>53.79%</b>	<b>46.21%</b>
<b>Total Votes</b>	<b>5,549</b>	<b>5,628</b>	<b>11,177</b>	<b>417</b>	<b>11,594</b>	<b>49.65%</b>	<b>50.35%</b>

## Peel District

**Question 1:** *Do you believe that the Western Australian community would benefit if trading hours in the Perth Metropolitan Area were extended to allow general retail shops to trade until 9 pm Monday to Friday?*

Polling Places	Yes	No	Total Valid Votes	Informal Votes	Total Votes	% of Yes Votes to Total Valid Votes	% of No Votes to Total Valid Votes
Calista Primary School	201	241	442	9	451	45.48%	54.52%
Charthouse Primary School	397	464	861	15	876	46.11%	53.89%
Coastal Community Centre	346	533	879	19	898	39.36%	60.64%
Cooloongup Primary School	445	463	908	15	923	49.01%	50.99%
Hillman Primary School	528	712	1,240	22	1,262	42.58%	57.42%
Koorana Primary School	1,247	1,023	2,270	36	2,306	54.93%	45.07%
Leda Primary School	670	729	1,399	31	1,430	47.89%	52.11%
Port Kennedy Primary School	1,472	1,214	2,686	40	2,726	54.80%	45.20%
Rockingham Baptist Church	294	245	539	4	543	54.55%	45.45%
Rockingham Lakes Primary School	578	337	915	15	930	63.17%	36.83%
Safety Bay Senior High School	127	127	254	8	262	50.00%	50.00%
Secret Harbour Primary School	947	764	1,711	8	1,719	55.35%	44.65%
Singleton Community Hall	457	590	1,047	14	1,061	43.65%	56.35%
Special Institutions, Hospitals & Remotes	41	41	82	1	83	50.00%	50.00%
Tranby College	771	902	1,673	28	1,701	46.08%	53.92%
Warnbro Community High School	1,248	1,352	2,600	33	2,633	48.00%	52.00%
<b>Total Polling Places Votes</b>	<b>9,769</b>	<b>9,737</b>	<b>19,506</b>	<b>298</b>	<b>19,804</b>	<b>50.08%</b>	<b>49.92%</b>
Absent Votes	1,293	1,134	2,427	37	2,464	53.28%	46.72%
Early Votes (by post)	67	52	119	0	119	56.30%	43.70%
Early Votes (in person)	633	548	1,181	4	1,185	53.60%	46.40%
Provisional Votes	13	10	23	1	24	56.52%	43.48%
<b>Total Count Centre Votes</b>	<b>2,006</b>	<b>1,744</b>	<b>3,750</b>	<b>42</b>	<b>3,792</b>	<b>53.49%</b>	<b>46.51%</b>
<b>Total Votes</b>	<b>11,775</b>	<b>11,481</b>	<b>23,256</b>	<b>340</b>	<b>23,596</b>	<b>50.63%</b>	<b>49.37%</b>

## Peel District

**Question 2:** *Do you believe that the Western Australian community would benefit if trading hours in the Perth Metropolitan Area were extended to allow general retail shops to trade for 6 hours on Sunday?*

Polling Places	Yes	No	Total Valid Votes	Informal Votes	Total Votes	% of Yes Votes to Total Valid Votes	% of No Votes to Total Valid Votes
Calista Primary School	198	240	438	13	451	45.21%	54.79%
Charthouse Primary School	389	452	841	35	876	46.25%	53.75%
Coastal Community Centre	337	542	879	19	898	38.34%	61.66%
Cooloongup Primary School	451	443	894	29	923	50.45%	49.55%
Hillman Primary School	507	711	1,218	44	1,262	41.63%	58.37%
Koorana Primary School	1,231	1,016	2,247	59	2,306	54.78%	45.22%
Leda Primary School	677	719	1,396	34	1,430	48.50%	51.50%
Port Kennedy Primary School	1,491	1,174	2,665	61	2,726	55.95%	44.05%
Rockingham Baptist Church	277	253	530	13	543	52.26%	47.74%
Rockingham Lakes Primary School	560	354	914	16	930	61.27%	38.73%
Safety Bay Senior High School	131	121	252	10	262	51.98%	48.02%
Secret Harbour Primary School	915	792	1,707	12	1,719	53.60%	46.40%
Singleton Community Hall	460	584	1,044	17	1,061	44.06%	55.94%
Special Institutions, Hospitals & Remotes	44	35	79	4	83	55.70%	44.30%
Tranby College	798	862	1,660	41	1,701	48.07%	51.93%
Warnbro Community High School	1,270	1,304	2,574	59	2,633	49.34%	50.66%
<b>Total Polling Places Votes</b>	<b>9,736</b>	<b>9,602</b>	<b>19,338</b>	<b>466</b>	<b>19,804</b>	<b>50.35%</b>	<b>49.65%</b>
Absent Votes	1,118	1,286	2,404	60	2,464	46.51%	53.49%
Early Votes (by post)	67	52	119	0	119	56.30%	43.70%
Early Votes (in person)	639	523	1,162	23	1,185	54.99%	45.01%
Provisional Votes	11	12	23	1	24	47.83%	52.17%
<b>Total Count Centre Votes</b>	<b>1,835</b>	<b>1,873</b>	<b>3,708</b>	<b>84</b>	<b>3,792</b>	<b>49.49%</b>	<b>50.51%</b>
<b>Total Votes</b>	<b>11,571</b>	<b>11,475</b>	<b>23,046</b>	<b>550</b>	<b>23,596</b>	<b>50.21%</b>	<b>49.79%</b>

## Perth District

**Question 1:** *Do you believe that the Western Australian community would benefit if trading hours in the Perth Metropolitan Area were extended to allow general retail shops to trade until 9 pm Monday to Friday?*

Polling Places	Yes	No	Total Valid Votes	Informal Votes	Total Votes	% of Yes Votes to Total Valid Votes	% of No Votes to Total Valid Votes
Aranmore Catholic College Hall	545	633	1,178	39	1,217	46.26%	53.74%
Central Metropolitan College of TAFE - Leederville Campus	617	464	1,081	29	1,110	57.08%	42.92%
Central Metropolitan College of TAFE - Mt Lawley Campus	378	326	704	12	716	53.69%	46.31%
Citiplace Community Centre	145	113	258	5	263	56.20%	43.80%
Coolbinia Pre-School Centre	318	582	900	13	913	35.33%	64.67%
Department of Housing and Works	778	532	1,310	24	1,334	59.39%	40.61%
Edith Cowan University - Mt Lawley Campus Car Park	122	98	220	2	222	55.45%	44.55%
Highgate Primary School	1,207	908	2,115	74	2,189	57.07%	42.93%
Kyilla Primary School	292	339	631	18	649	46.28%	53.72%
Mt Hawthorn Baptist Church Hall	481	688	1,169	45	1,214	41.15%	58.85%
Mt Hawthorn Primary School	725	780	1,505	43	1,548	48.17%	51.83%
Mt Hawthorn Scout Hall	360	464	824	18	842	43.69%	56.31%
Mt Lawley Masonic Hall	276	284	560	24	584	49.29%	50.71%
Mt Lawley Pre-School Centre	298	360	658	5	663	45.29%	54.71%
Mt Lawley Primary School	1,154	1,245	2,399	33	2,432	48.10%	51.90%
North Perth Primary School	1,013	1,038	2,051	89	2,140	49.39%	50.61%
Royal Perth Hospital	48	71	119	1	120	40.34%	59.66%
Special Institutions, Hospitals & Remotes	141	151	292	4	296	48.29%	51.71%
Trinity Arcade - Shop 109 & 119	251	162	413	5	418	60.77%	39.23%
West Perth Greek Orthodox Church Hall	439	382	821	23	844	53.47%	46.53%
<b>Total Polling Places Votes</b>	<b>9,588</b>	<b>9,620</b>	<b>19,208</b>	<b>506</b>	<b>19,714</b>	<b>49.92%</b>	<b>50.08%</b>
Absent Votes	1,461	1,390	2,851	23	2,874	51.25%	48.75%
Early Votes (by post)	568	416	984	7	991	57.72%	42.28%
Early Votes (in person)	439	225	664	6	670	66.11%	33.89%
Provisional Votes	20	8	28	3	31	71.43%	28.57%
<b>Total Count Centre Votes</b>	<b>2,488</b>	<b>2,039</b>	<b>4,527</b>	<b>39</b>	<b>4,566</b>	<b>54.96%</b>	<b>45.04%</b>
<b>Total Votes</b>	<b>12,076</b>	<b>11,659</b>	<b>23,735</b>	<b>545</b>	<b>24,280</b>	<b>50.88%</b>	<b>49.12%</b>

## Perth District

**Question 2:** *Do you believe that the Western Australian community would benefit if trading hours in the Perth Metropolitan Area were extended to allow general retail shops to trade for 6 hours on Sunday?*

Polling Places	Yes	No	Total Valid Votes	Informal Votes	Total Votes	% of Yes Votes to Total Valid Votes	% of No Votes to Total Valid Votes
Aranmore Catholic College Hall	476	691	1,167	50	1,217	40.79%	59.21%
Central Metropolitan College of TAFE - Leederville Campus	563	508	1,071	39	1,110	52.57%	47.43%
Central Metropolitan College of TAFE - Mt Lawley Campus	359	337	696	20	716	51.58%	48.42%
Citiplace Community Centre	135	115	250	13	263	54.00%	46.00%
Coolbinia Pre-School Centre	271	618	889	24	913	30.48%	69.52%
Department of Housing and Works	730	562	1,292	42	1,334	56.50%	43.50%
Edith Cowan University - Mt Lawley Campus Car Park	105	110	215	7	222	48.84%	51.16%
Highgate Primary School	1,128	956	2,084	105	2,189	54.13%	45.87%
Kyilla Primary School	270	344	614	35	649	43.97%	56.03%
Mt Hawthorn Baptist Church Hall	442	710	1,152	62	1,214	38.37%	61.63%
Mt Hawthorn Primary School	624	864	1,488	60	1,548	41.94%	58.06%
Mt Hawthorn Scout Hall	296	520	816	26	842	36.27%	63.73%
Mt Lawley Masonic Hall	238	297	535	49	584	44.49%	55.51%
Mt Lawley Pre-School Centre	282	368	650	13	663	43.38%	56.62%
Mt Lawley Primary School	991	1,392	2,383	49	2,432	41.59%	58.41%
North Perth Primary School	915	1,092	2,007	133	2,140	45.59%	54.41%
Royal Perth Hospital	43	75	118	2	120	36.44%	63.56%
Special Institutions, Hospitals & Remotes	131	154	285	8	293	45.96%	54.04%
Trinity Arcade - Shop 109 & 119	224	187	411	7	418	54.50%	45.50%
West Perth Greek Orthodox Church Hall	387	425	812	32	844	47.66%	52.34%
<b>Total Polling Places Votes</b>	<b>8,610</b>	<b>10,325</b>	<b>18,935</b>	<b>776</b>	<b>19,711</b>	<b>45.47%</b>	<b>54.53%</b>
Absent Votes	1,278	1,548	2,826	48	2,874	45.22%	54.78%
Early Votes (by post)	550	431	981	10	991	56.07%	43.93%
Early Votes (in person)	397	262	659	11	670	60.24%	39.76%
Provisional Votes	16	13	29	2	31	55.17%	44.83%
<b>Total Count Centre Votes</b>	<b>2,241</b>	<b>2,254</b>	<b>4,495</b>	<b>71</b>	<b>4,566</b>	<b>49.86%</b>	<b>50.14%</b>
<b>Total Votes</b>	<b>10,851</b>	<b>12,579</b>	<b>23,430</b>	<b>847</b>	<b>24,277</b>	<b>46.31%</b>	<b>53.69%</b>

## Riverton District

**Question 1:** *Do you believe that the Western Australian community would benefit if trading hours in the Perth Metropolitan Area were extended to allow general retail shops to trade until 9 pm Monday to Friday?*

Polling Places	Yes	No	Total Valid Votes	Informal Votes	Total Votes	% of Yes Votes to Total Valid Votes	% of No Votes to Total Valid Votes
Banksia Park Primary School	758	1,010	1,768	26	1,794	42.87%	57.13%
Ferndale Primary School	403	522	925	11	936	43.57%	56.43%
Herald Avenue Senior Citizens Centre	532	875	1,407	22	1,429	37.81%	62.19%
Kinlock Primary School	553	790	1,343	20	1,363	41.18%	58.82%
Lynwood Senior High School	1,537	1,683	3,220	82	3,302	47.73%	52.27%
Riverton Primary School	880	1,379	2,259	33	2,292	38.96%	61.04%
Rossmoyne Primary School	212	332	544	4	548	38.97%	61.03%
Rostrata Primary School	1,449	1,821	3,270	75	3,345	44.31%	55.69%
Shelley Primary School	593	1,019	1,612	17	1,629	36.79%	63.21%
Special Institutions, Hospitals & Remotes	27	78	105	10	115	25.71%	74.29%
Willetton Primary School	1,032	1,665	2,697	33	2,730	38.26%	61.74%
Willetton Senior High School	1,240	1,799	3,039	24	3,063	40.80%	59.20%
<b>Total Polling Places Votes</b>	<b>9,216</b>	<b>12,973</b>	<b>22,189</b>	<b>357</b>	<b>22,546</b>	<b>41.53%</b>	<b>58.47%</b>
Absent Votes	895	1,120	2,015	18	2,033	44.42%	55.58%
Early Votes (by post)	370	436	806	6	812	45.91%	54.09%
Early Votes (in person)	340	268	608	1	609	55.92%	44.08%
Provisional Votes	7	3	10	0	10	70.00%	30.00%
<b>Total Count Centre Votes</b>	<b>1,612</b>	<b>1,827</b>	<b>3,439</b>	<b>25</b>	<b>3,464</b>	<b>46.87%</b>	<b>53.13%</b>
<b>Total Votes</b>	<b>10,828</b>	<b>14,800</b>	<b>25,628</b>	<b>382</b>	<b>26,010</b>	<b>42.25%</b>	<b>57.75%</b>

## Riverton District

**Question 2:** *Do you believe that the Western Australian community would benefit if trading hours in the Perth Metropolitan Area were extended to allow general retail shops to trade for 6 hours on Sunday?*

Polling Places	Yes	No	Total Valid Votes	Informal Votes	Total Votes	% of Yes Votes to Total Valid Votes	% of No Votes to Total Valid Votes
Banksia Park Primary School	672	1,082	1,754	40	1,794	38.31%	61.69%
Ferndale Primary School	351	565	916	20	936	38.32%	61.68%
Herald Avenue Senior Citizens Centre	469	923	1,392	37	1,429	33.69%	66.31%
Kinlock Primary School	453	865	1,318	45	1,363	34.37%	65.63%
Lynwood Senior High School	1,372	1,824	3,196	106	3,302	42.93%	57.07%
Riverton Primary School	762	1,481	2,243	49	2,292	33.97%	66.03%
Rossmoyne Primary School	184	346	530	18	548	34.72%	65.28%
Rostrata Primary School	1,298	1,954	3,252	93	3,345	39.91%	60.09%
Shelley Primary School	534	1,065	1,599	30	1,629	33.40%	66.60%
Special Institutions, Hospitals & Remotes	21	82	103	12	115	20.39%	79.61%
Willetton Primary School	898	1,795	2,693	37	2,730	33.35%	66.65%
Willetton Senior High School	1,073	1,953	3,026	37	3,063	35.46%	64.54%
<b>Total Polling Places Votes</b>	<b>8,087</b>	<b>13,935</b>	<b>22,022</b>	<b>524</b>	<b>22,546</b>	<b>36.72%</b>	<b>63.28%</b>
Absent Votes	787	1,219	2,006	27	2,033	39.23%	60.77%
Early Votes (by post)	361	446	807	5	812	44.73%	55.27%
Early Votes (in person)	320	278	598	11	609	53.51%	46.49%
Provisional Votes	5	5	10	0	10	50.00%	50.00%
<b>Total Count Centre Votes</b>	<b>1,473</b>	<b>1,948</b>	<b>3,421</b>	<b>43</b>	<b>3,464</b>	<b>43.06%</b>	<b>56.94%</b>
<b>Total Votes</b>	<b>9,560</b>	<b>15,883</b>	<b>25,443</b>	<b>567</b>	<b>26,010</b>	<b>37.57%</b>	<b>62.43%</b>



## Rockingham District

**Question 1:** *Do you believe that the Western Australian community would benefit if trading hours in the Perth Metropolitan Area were extended to allow general retail shops to trade until 9 pm Monday to Friday?*

Polling Places	Yes	No	Total Valid Votes	Informal Votes	Total Votes	% of Yes Votes to Total Valid Votes	% of No Votes to Total Valid Votes
Bungaree Primary School	584	458	1,042	17	1,059	56.05%	43.95%
Charthouse Primary School	1,088	1,590	2,678	40	2,718	40.63%	59.37%
Cooloongup Primary School	1,163	1,341	2,504	77	2,581	46.45%	53.55%
Hillman Primary School	209	327	536	16	552	38.99%	61.01%
Murdoch University - Rockingham Campus Car Park	146	230	376	10	386	38.83%	61.17%
Rockingham Baptist Church	475	482	957	19	976	49.63%	50.37%
Rockingham Beach Primary School	922	1,238	2,160	35	2,195	42.69%	57.31%
Rockingham Senior High School	1,215	1,485	2,700	91	2,791	45.00%	55.00%
Safety Bay Primary School	1,205	2,070	3,275	59	3,334	36.79%	63.21%
Safety Bay Senior High School	1,039	1,518	2,557	60	2,617	40.63%	59.37%
Special Institutions, Hospitals & Remotes	52	70	122	6	128	42.62%	57.38%
<b>Total Polling Places Votes</b>	<b>8,098</b>	<b>10,809</b>	<b>18,907</b>	<b>430</b>	<b>19,337</b>	<b>42.83%</b>	<b>57.17%</b>
Absent Votes	764	874	1,638	35	1,673	46.64%	53.36%
Early Votes (by post)	387	468	855	9	864	45.26%	54.74%
Early Votes (in person)	798	953	1,751	25	1,776	45.57%	54.43%
Provisional Votes	5	4	9	0	9	55.56%	44.44%
<b>Total Count Centre Votes</b>	<b>1,954</b>	<b>2,299</b>	<b>4,253</b>	<b>69</b>	<b>4,322</b>	<b>45.94%</b>	<b>54.06%</b>
<b>Total Votes</b>	<b>10,052</b>	<b>13,108</b>	<b>23,160</b>	<b>499</b>	<b>23,659</b>	<b>43.40%</b>	<b>56.60%</b>

## Rockingham District

**Question 2:** *Do you believe that the Western Australian community would benefit if trading hours in the Perth Metropolitan Area were extended to allow general retail shops to trade for 6 hours on Sunday?*

Polling Places	Yes	No	Total Valid Votes	Informal Votes	Total Votes	% of Yes Votes to Total Valid Votes	% of No Votes to Total Valid Votes
Bungaree Primary School	555	470	1,025	34	1,059	54.15%	45.85%
Charthouse Primary School	1,088	1,570	2,658	60	2,718	40.93%	59.07%
Cooloongup Primary School	1,159	1,303	2,462	119	2,581	47.08%	52.92%
Hillman Primary School	215	308	523	29	552	41.11%	58.89%
Murdoch University - Rockingham Campus Car Park	155	216	371	15	386	41.78%	58.22%
Rockingham Baptist Church	479	468	947	29	976	50.58%	49.42%
Rockingham Beach Primary School	918	1,209	2,127	68	2,195	43.16%	56.84%
Rockingham Senior High School	1,236	1,402	2,638	153	2,791	46.85%	53.15%
Safety Bay Primary School	1,161	2,078	3,239	95	3,334	35.84%	64.16%
Safety Bay Senior High School	1,021	1,478	2,499	118	2,617	40.86%	59.14%
Special Institutions, Hospitals & Remotes	45	77	122	6	128	36.89%	63.11%
<b>Total Polling Places Votes</b>	<b>8,032</b>	<b>10,579</b>	<b>18,611</b>	<b>726</b>	<b>19,337</b>	<b>43.16%</b>	<b>56.84%</b>
Absent Votes	759	866	1,625	48	1,673	46.71%	53.29%
Early Votes (by post)	423	430	853	11	864	49.59%	50.41%
Early Votes (in person)	790	927	1,717	59	1,776	46.01%	53.99%
Provisional Votes	5	4	9	0	9	55.56%	44.44%
<b>Total Count Centre Votes</b>	<b>1,977</b>	<b>2,227</b>	<b>4,204</b>	<b>118</b>	<b>4,322</b>	<b>47.03%</b>	<b>52.97%</b>
<b>Total Votes</b>	<b>10,009</b>	<b>12,806</b>	<b>22,815</b>	<b>844</b>	<b>23,659</b>	<b>43.87%</b>	<b>56.13%</b>

## Roe District

**Question 1:** *Do you believe that the Western Australian community would benefit if trading hours in the Perth Metropolitan Area were extended to allow general retail shops to trade until 9 pm Monday to Friday?*

Polling Places	Yes	No	Total Valid Votes	Informal Votes	Total Votes	% of Yes Votes to Total Valid Votes	% of No Votes to Total Valid Votes
Borden Primary School	30	91	121	4	125	24.79%	75.21%
Boxwood Hill Community Centre Hall	13	46	59	0	59	22.03%	77.97%
Bremer Bay Community Hall	73	147	220	8	228	33.18%	66.82%
Cascade Primary School	11	33	44	0	44	25.00%	75.00%
Castletown Primary School	545	1,492	2,037	56	2,093	26.76%	73.24%
Condingup Primary School	59	144	203	6	209	29.06%	70.94%
Dalyup Progress Association Hall	21	80	101	2	103	20.79%	79.21%
Dudinin Agricultural Hall	8	36	44	0	44	18.18%	81.82%
Esperance Civic Centre	670	1,651	2,321	27	2,348	28.87%	71.13%
Gairdner River Primary School	10	47	57	1	58	17.54%	82.46%
Gibson Football Club	35	135	170	4	174	20.59%	79.41%
Gnowangerup Memorial Hall	95	265	360	12	372	26.39%	73.61%
Grass Patch Community Hall	19	72	91	1	92	20.88%	79.12%
Jerdacuttup Primary School	21	39	60	0	60	35.00%	65.00%
Jerramungup District High School	78	158	236	3	239	33.05%	66.95%
Kulin Recreation Centre Lesser Hall	60	238	298	3	301	20.13%	79.87%
Lake Grace Telecentre	96	258	354	8	362	27.12%	72.88%
Lake King Primary School	21	82	103	0	103	20.39%	79.61%

### Roe District (cont.)

Polling Places	Yes	No	Total Valid Votes	Informal Votes	Total Votes	% of Yes Votes to Total Valid Votes	% of No Votes to Total Valid Votes
Mary Ann Haven Senior Citizens Centre	80	210	290	6	296	27.59%	72.41%
Munglinup Primary School	29	67	96	2	98	30.21%	69.79%
Newdegate Telecentre	53	169	222	0	222	23.87%	76.13%
Nulsen Primary School	406	762	1,168	29	1,197	34.76%	65.24%
Nyabing Town Hall	32	114	146	2	148	21.92%	78.08%
Ongerup Hall	27	110	137	8	145	19.71%	80.29%
Pingaring Community Centre	16	65	81	1	82	19.75%	80.25%
Pingrup Memorial Hall	15	68	83	2	85	18.07%	81.93%
Ravensthorpe District High School	103	236	339	6	345	30.38%	69.62%
Salmon Gums Primary School	24	67	91	1	92	26.37%	73.63%
Special Institutions, Hospitals & Remotes	6	10	16	8	24	37.50%	62.50%
Varley Hall	25	40	65	0	65	38.46%	61.54%
<b>Total Polling Places Votes</b>	<b>2,681</b>	<b>6,932</b>	<b>9,613</b>	<b>200</b>	<b>9,813</b>	<b>27.89%</b>	<b>72.11%</b>
Absent Votes	465	1,029	1,494	16	1,510	31.12%	68.88%
Early Votes (by post)	106	292	398	8	406	26.63%	73.37%
Early Votes (in person)	123	220	343	9	352	35.86%	64.14%
Provisional Votes	3	3	6	0	6	50.00%	50.00%
<b>Total Count Centre Votes</b>	<b>697</b>	<b>1,544</b>	<b>2,241</b>	<b>33</b>	<b>2,274</b>	<b>31.10%</b>	<b>68.90%</b>
<b>Total Votes</b>	<b>3,378</b>	<b>8,476</b>	<b>11,854</b>	<b>233</b>	<b>12,087</b>	<b>28.50%</b>	<b>71.50%</b>

## Roe District

**Question 2:** *Do you believe that the Western Australian community would benefit if trading hours in the Perth Metropolitan Area were extended to allow general retail shops to trade for 6 hours on Sunday?*

Polling Places	Yes	No	Total Valid Votes	Informal Votes	Total Votes	% of Yes Votes to Total Valid Votes	% of No Votes to Total Valid Votes
Borden Primary School	28	92	120	5	125	23.33%	76.67%
Boxwood Hill Community Centre Hall	13	44	57	2	59	22.81%	77.19%
Bremer Bay Community Hall	74	146	220	8	228	33.64%	66.36%
Cascade Primary School	6	38	44	0	44	13.64%	86.36%
Castletown Primary School	492	1,520	2,012	81	2,093	24.45%	75.55%
Condingup Primary School	51	153	204	5	209	25.00%	75.00%
Dalyup Progress Association Hall	14	86	100	3	103	14.00%	86.00%
Dudin Agricultural Hall	8	36	44	0	44	18.18%	81.82%
Esperance Civic Centre	590	1,700	2,290	58	2,348	25.76%	74.24%
Gairdner River Primary School	11	46	57	1	58	19.30%	80.70%
Gibson Football Club	35	136	171	3	174	20.47%	79.53%
Gnowangerup Memorial Hall	85	269	354	18	372	24.01%	75.99%
Grass Patch Community Hall	16	74	90	2	92	17.78%	82.22%
Jerdacuttup Primary School	20	40	60	0	60	33.33%	66.67%
Jerramungup District High School	78	158	236	3	239	33.05%	66.95%
Kulin Recreation Centre Lesser Hall	67	225	292	9	301	22.95%	77.05%
Lake Grace Telecentre	104	246	350	12	362	29.71%	70.29%

### Roe District (cont.)

Polling Places	Yes	No	Total Valid Votes	Informal Votes	Total Votes	% of Yes Votes to Total Valid Votes	% of No Votes to Total Valid Votes
Lake King Primary School	27	76	103	0	103	26.21%	73.79%
Mary Ann Haven Senior Citizens Centre	76	210	286	10	296	26.57%	73.43%
Munglinup Primary School	25	72	97	1	98	25.77%	74.23%
Newdegate Telecentre	62	154	216	6	222	28.70%	71.30%
Nulsen Primary School	367	782	1,149	48	1,197	31.94%	68.06%
Nyabing Town Hall	25	121	146	2	148	17.12%	82.88%
Ongerup Hall	25	112	137	8	145	18.25%	81.75%
Pingaring Community Centre	13	66	79	3	82	16.46%	83.54%
Pingrup Memorial Hall	21	62	83	6	89	25.30%	74.70%
Ravensthorpe District High School	98	236	334	11	345	29.34%	70.66%
Salmon Gums Primary School	24	65	89	3	92	26.97%	73.03%
Special Institutions, Hospitals & Remotes	5	11	16	8	24	31.25%	68.75%
Varley Hall	27	38	65	0	65	41.54%	58.46%
<b>Total Polling Places Votes</b>	<b>2,487</b>	<b>7,014</b>	<b>9,501</b>	<b>316</b>	<b>9,817</b>	<b>26.18%</b>	<b>73.82%</b>
Absent Votes	404	1,071	1,475	35	1,510	27.39%	72.61%
Early Votes (by post)	119	282	401	5	406	29.68%	70.32%
Early Votes (in person)	108	234	342	10	352	31.58%	68.42%
Provisional Votes	4	2	6	0	6	66.67%	33.33%
<b>Total Count Centre Votes</b>	<b>635</b>	<b>1,589</b>	<b>2,224</b>	<b>50</b>	<b>2,274</b>	<b>28.55%</b>	<b>71.45%</b>
<b>Total Votes</b>	<b>3,122</b>	<b>8,603</b>	<b>11,725</b>	<b>366</b>	<b>12,091</b>	<b>26.63%</b>	<b>73.37%</b>

## Serpentine-Jarrahdale District

**Question 1:** *Do you believe that the Western Australian community would benefit if trading hours in the Perth Metropolitan Area were extended to allow general retail shops to trade until 9 pm Monday to Friday?*

Polling Places	Yes	No	Total Valid Votes	Informal Votes	Total Votes	% of Yes Votes to Total Valid Votes	% of No Votes to Total Valid Votes
Armadale Primary School	153	231	384	3	387	39.84%	60.16%
Atwell Primary School	1,186	1,470	2,656	34	2,690	44.65%	55.35%
Bedfordale District Hall	147	306	453	6	459	32.45%	67.55%
Campbell Primary School	947	859	1,806	17	1,823	52.44%	47.56%
Canning Vale Primary School	1,690	1,509	3,199	51	3,250	52.83%	47.17%
Harmony Primary School	379	450	829	10	839	45.72%	54.28%
Jarrahdale Primary School	144	273	417	9	426	34.53%	65.47%
Kwinana South Fire Station	210	368	578	12	590	36.33%	63.67%
Lakeland Senior High School	452	566	1,018	11	1,029	44.40%	55.60%
Marri Grove Primary School	856	1,792	2,648	37	2,685	32.33%	67.67%
Mundijong Primary School	331	695	1,026	21	1,047	32.26%	67.74%
Oakford Community hall	353	592	945	15	960	37.35%	62.65%
Ranford Primary School	1,137	1,106	2,243	16	2,259	50.69%	49.31%
Roleystone Hall	490	766	1,256	12	1,268	39.01%	60.99%
Serpentine Primary School	433	762	1,195	39	1,234	36.23%	63.77%
Special Institutions, Hospitals & Remotes	9	15	24	3	27	37.50%	62.50%
<b>Total Polling Places Votes</b>	<b>8,917</b>	<b>11,760</b>	<b>20,677</b>	<b>296</b>	<b>20,973</b>	<b>43.13%</b>	<b>56.87%</b>
Absent Votes	1,417	1,778	3,195	27	3,222	44.35%	55.65%
Early Votes (by post)	442	381	823	2	825	53.71%	46.29%
Early Votes (in person)	344	283	627	6	633	54.86%	45.14%
Provisional Votes	5	2	7	0	7	71.43%	28.57%
<b>Total Count Centre Votes</b>	<b>2,208</b>	<b>2,444</b>	<b>4,652</b>	<b>35</b>	<b>4,687</b>	<b>47.46%</b>	<b>52.54%</b>
<b>Total Votes</b>	<b>11,125</b>	<b>14,204</b>	<b>25,329</b>	<b>331</b>	<b>25,660</b>	<b>43.92%</b>	<b>56.08%</b>

## Serpentine-Jarrahdale District

**Question 2:** *Do you believe that the Western Australian community would benefit if trading hours in the Perth Metropolitan Area were extended to allow general retail shops to trade for 6 hours on Sunday?*

Polling Places	Yes	No	Total Valid Votes	Informal Votes	Total Votes	% of Yes Votes to Total Valid Votes	% of No Votes to Total Valid Votes
Armadale Primary School	135	245	380	7	387	35.53%	64.47%
Atwell Primary School	1,155	1,505	2,660	30	2,690	43.42%	56.58%
Bedfordale District Hall	128	324	452	7	459	28.32%	71.68%
Campbell Primary School	816	981	1,797	26	1,823	45.41%	54.59%
Canning Vale Primary School	1,505	1,661	3,166	84	3,250	47.54%	52.46%
Harmony Primary School	350	481	831	8	839	42.12%	57.88%
Jarrahdale Primary School	132	285	417	9	426	31.65%	68.35%
Kwinana South Fire Station	210	364	574	16	590	36.59%	63.41%
Lakeland Senior High School	418	592	1,010	19	1,029	41.39%	58.61%
Marri Grove Primary School	830	1,806	2,636	49	2,685	31.49%	68.51%
Mundijong Primary School	323	701	1,024	23	1,047	31.54%	68.46%
Oakford Community hall	318	620	938	22	960	33.90%	66.10%
Ranford Primary School	1,017	1,215	2,232	27	2,259	45.56%	54.44%
Roleystone Hall	428	828	1,256	12	1,268	34.08%	65.92%
Serpentine Primary School	398	797	1,195	39	1,234	33.31%	66.69%
Special Institutions, Hospitals & Remotes	5	17	22	5	27	22.73%	77.27%
<b>Total Polling Places Votes</b>	<b>8,168</b>	<b>12,422</b>	<b>20,590</b>	<b>383</b>	<b>20,973</b>	<b>39.67%</b>	<b>60.33%</b>
Absent Votes	1,278	1,883	3,161	61	3,222	40.43%	59.57%
Early Votes (by post)	421	401	822	3	825	51.22%	48.78%
Early Votes (in person)	295	330	625	8	633	47.20%	52.80%
Provisional Votes	1	5	6	1	7	16.67%	83.33%
<b>Total Count Centre Votes</b>	<b>1,995</b>	<b>2,619</b>	<b>4,614</b>	<b>73</b>	<b>4,687</b>	<b>43.24%</b>	<b>56.76%</b>
<b>Total Votes</b>	<b>10,163</b>	<b>15,041</b>	<b>25,204</b>	<b>456</b>	<b>25,660</b>	<b>40.32%</b>	<b>59.68%</b>



## South Perth District

**Question 1:** *Do you believe that the Western Australian community would benefit if trading hours in the Perth Metropolitan Area were extended to allow general retail shops to trade until 9 pm Monday to Friday?*

Polling Places	Yes	No	Total Valid Votes	Informal Votes	Total Votes	% of Yes Votes to Total Valid Votes	% of No Votes to Total Valid Votes
City of South Perth Civic Centre	987	1,105	2,092	30	2,122	47.18%	52.82%
Collier Primary School	549	587	1,136	26	1,162	48.33%	51.67%
Como Primary School P & C Hall	1,307	1,560	2,867	8	2,875	45.59%	54.41%
Curtin Primary School	678	679	1,357	17	1,374	49.96%	50.04%
Curtin University of Technology - Car Park	57	55	112	1	113	50.89%	49.11%
Kensington Primary School	1,029	1,053	2,082	29	2,111	49.42%	50.58%
Legacy House	434	430	864	28	892	50.23%	49.77%
Manning Primary School	1,510	1,776	3,286	41	3,327	45.95%	54.05%
Millen Primary School	505	536	1,041	14	1,055	48.51%	51.49%
Rowethorpe Sutton Centre	38	123	161	13	174	23.60%	76.40%
South Bentley Community Care Centre	68	98	166	2	168	40.96%	59.04%
South Perth Primary School	1,391	1,399	2,790	28	2,818	49.86%	50.14%
Special Institutions, Hospitals & Remotes	215	389	604	21	625	35.60%	64.40%
St Augustine's Church of England Hall	450	627	1,077	12	1,089	41.78%	58.22%
Swan Cottages Auditorium	145	392	537	14	551	27.00%	73.00%
<b>Total Polling Places Votes</b>	<b>9,363</b>	<b>10,809</b>	<b>20,172</b>	<b>284</b>	<b>20,456</b>	<b>46.42%</b>	<b>53.58%</b>
Absent Votes	1,404	1,396	2,800	32	2,832	50.14%	49.86%
Early Votes (by post)	443	575	1,018	4	1,022	43.52%	56.48%
Early Votes (in person)	421	313	734	8	742	57.36%	42.64%
Provisional Votes	2	4	6	1	7	33.33%	66.67%
<b>Total Count Centre Votes</b>	<b>2,270</b>	<b>2,288</b>	<b>4,558</b>	<b>45</b>	<b>4,603</b>	<b>49.80%</b>	<b>50.20%</b>
<b>Total Votes</b>	<b>11,633</b>	<b>13,097</b>	<b>24,730</b>	<b>329</b>	<b>25,059</b>	<b>47.04%</b>	<b>52.96%</b>

## South Perth District

**Question 2:** *Do you believe that the Western Australian community would benefit if trading hours in the Perth Metropolitan Area were extended to allow general retail shops to trade for 6 hours on Sunday?*

Polling Places	Yes	No	Total Valid Votes	Informal Votes	Total Votes	% of Yes Votes to Total Valid Votes	% of No Votes to Total Valid Votes
City of South Perth Civic Centre	934	1,146	2,080	42	2,122	44.90%	55.10%
Collier Primary School	479	657	1,136	26	1,162	42.17%	57.83%
Como Primary School P & C Hall	1,232	1,607	2,839	36	2,875	43.40%	56.60%
Curtin Primary School	589	749	1,338	36	1,374	44.02%	55.98%
Curtin University of Technology - Car Park	54	58	112	1	113	48.21%	51.79%
Kensington Primary School	873	1,192	2,065	46	2,111	42.28%	57.72%
Legacy House	413	451	864	28	892	47.80%	52.20%
Manning Primary School	1,306	1,938	3,244	83	3,327	40.26%	59.74%
Millen Primary School	428	602	1,030	25	1,055	41.55%	58.45%
Rowethorpe Sutton Centre	32	129	161	13	174	19.88%	80.12%
South Bentley Community Care Centre	60	105	165	3	168	36.36%	63.64%
South Perth Primary School	1,290	1,485	2,775	43	2,818	46.49%	53.51%
Special Institutions, Hospitals & Remotes	163	427	590	35	625	27.63%	72.37%
St Augustine's Church of England Hall	383	680	1,063	26	1,089	36.03%	63.97%
Swan Cottages Auditorium	114	403	517	34	551	22.05%	77.95%
<b>Total Polling Places Votes</b>	<b>8,350</b>	<b>11,629</b>	<b>19,979</b>	<b>477</b>	<b>20,456</b>	<b>41.79%</b>	<b>58.21%</b>
Absent Votes	1,280	1,511	2,791	41	2,832	45.86%	54.14%
Early Votes (by post)	529	487	1,016	6	1,022	52.07%	47.93%
Early Votes (in person)	391	343	734	8	742	53.27%	46.73%
Provisional Votes	3	3	6	1	7	50.00%	50.00%
<b>Total Count Centre Votes</b>	<b>2,203</b>	<b>2,344</b>	<b>4,547</b>	<b>56</b>	<b>4,603</b>	<b>48.45%</b>	<b>51.55%</b>
<b>Total Votes</b>	<b>10,553</b>	<b>13,973</b>	<b>24,526</b>	<b>533</b>	<b>25,059</b>	<b>43.03%</b>	<b>56.97%</b>

## Southern River District

**Question 1:** *Do you believe that the Western Australian community would benefit if trading hours in the Perth Metropolitan Area were extended to allow general retail shops to trade until 9 pm Monday to Friday?*

Polling Places	Yes	No	Total Valid Votes	Informal Votes	Total Votes	% of Yes Votes to Total Valid Votes	% of No Votes to Total Valid Votes
Brookman Primary School	316	427	743	47	790	42.53%	57.47%
Campbell Primary School	366	415	781	2	783	46.86%	53.14%
Canning Vale Primary School	335	286	621	11	632	53.95%	46.05%
Forest Crescent Primary School	1,375	1,705	3,080	97	3,177	44.64%	55.36%
Gosnells Senior High School	921	1,466	2,387	59	2,446	38.58%	61.42%
Huntingdale Primary School	1,463	2,218	3,681	49	3,730	39.74%	60.26%
Lynwood Primary School	542	755	1,297	26	1,323	41.79%	58.21%
Special Institutions, Hospitals & Remotes	7	6	13	0	13	53.85%	46.15%
Thornlie Primary School	386	536	922	13	935	41.87%	58.13%
Thornlie Senior High School	1,497	2,102	3,599	54	3,653	41.59%	58.41%
Wirrabirra Primary School	393	573	966	16	982	40.68%	59.32%
Yale Primary School	900	1,352	2,252	43	2,295	39.96%	60.04%
<b>Total Polling Places Votes</b>	<b>8,501</b>	<b>11,841</b>	<b>20,342</b>	<b>417</b>	<b>20,759</b>	<b>41.79%</b>	<b>58.21%</b>
Absent Votes	1,097	1,310	2,407	42	2,449	45.58%	54.42%
Early Votes (by post)	337	363	700	8	708	48.14%	51.86%
Early Votes (in person)	315	270	585	7	592	53.85%	46.15%
Provisional Votes	7	1	8	0	8	87.50%	12.50%
<b>Total Count Centre Votes</b>	<b>1,756</b>	<b>1,944</b>	<b>3,700</b>	<b>57</b>	<b>3,757</b>	<b>47.46%</b>	<b>52.54%</b>
<b>Total Votes</b>	<b>10,257</b>	<b>13,785</b>	<b>24,042</b>	<b>474</b>	<b>24,516</b>	<b>42.66%</b>	<b>57.34%</b>

## Southern River District

**Question 2:** *Do you believe that the Western Australian community would benefit if trading hours in the Perth Metropolitan Area were extended to allow general retail shops to trade for 6 hours on Sunday?*

Polling Places	Yes	No	Total Valid Votes	Informal Votes	Total Votes	% of Yes Votes to Total Valid Votes	% of No Votes to Total Valid Votes
Brookman Primary School	309	434	743	47	790	41.59%	58.41%
Campbell Primary School	329	442	771	12	783	42.67%	57.33%
Canning Vale Primary School	298	323	621	11	632	47.99%	52.01%
Forest Crescent Primary School	1,248	1,832	3,080	97	3,177	40.52%	59.48%
Gosnells Senior High School	828	1,532	2,360	86	2,446	35.08%	64.92%
Huntingdale Primary School	1,314	2,342	3,656	74	3,730	35.94%	64.06%
Lynwood Primary School	443	843	1,286	37	1,323	34.45%	65.55%
Special Institutions, Hospitals & Remotes	7	6	13	0	13	53.85%	46.15%
Thornlie Primary School	340	565	905	30	935	37.57%	62.43%
Thornlie Senior High School	1,266	2,291	3,557	96	3,653	35.59%	64.41%
Wirrabirra Primary School	370	588	958	24	982	38.62%	61.38%
Yale Primary School	799	1,426	2,225	70	2,295	35.91%	64.09%
<b>Total Polling Places Votes</b>	<b>7,551</b>	<b>12,624</b>	<b>20,175</b>	<b>584</b>	<b>20,759</b>	<b>37.43%</b>	<b>62.57%</b>
Absent Votes	1,000	1,395	2,395	54	2,449	41.75%	58.25%
Early Votes (by post)	347	353	700	8	708	49.57%	50.43%
Early Votes (in person)	301	279	580	12	592	51.90%	48.10%
Provisional Votes	5	3	8	0	8	62.50%	37.50%
<b>Total Count Centre Votes</b>	<b>1,653</b>	<b>2,030</b>	<b>3,683</b>	<b>74</b>	<b>3,757</b>	<b>44.88%</b>	<b>55.12%</b>
<b>Total Votes</b>	<b>9,204</b>	<b>14,654</b>	<b>23,858</b>	<b>658</b>	<b>24,516</b>	<b>38.58%</b>	<b>61.42%</b>

## Stirling District

**Question 1:** *Do you believe that the Western Australian community would benefit if trading hours in the Perth Metropolitan Area were extended to allow general retail shops to trade until 9 pm Monday to Friday?*

Polling Places	Yes	No	Total Valid Votes	Informal Votes	Total Votes	% of Yes Votes to Total Valid Votes	% of No Votes to Total Valid Votes
Albany Senior Citizens Centre	139	221	360	10	370	38.61%	61.39%
Bornholm Hall	94	286	380	6	386	24.74%	75.26%
Cranbrook Memorial Hall	98	244	342	12	354	28.65%	71.35%
Denmark Recreation Centre	590	1,198	1,788	49	1,837	33.00%	67.00%
Elleker Hall	121	263	384	9	393	31.51%	68.49%
Frankland District Hall	56	114	170	7	177	32.94%	67.06%
Kendenup Primary School	131	304	435	8	443	30.11%	69.89%
King River Agricultural Hall	98	224	322	8	330	30.43%	69.57%
Little Grove Primary School	347	590	937	21	958	37.03%	62.97%
Lower Kalgan Hall	92	170	262	3	265	35.11%	64.89%
Lower King Pre-School and Community Centre	288	526	814	16	830	35.38%	64.62%
Mt Lockyer Primary School	308	418	726	27	753	42.42%	57.58%
Mt Manypeaks Primary School	50	106	156	1	157	32.05%	67.95%
Napier Hall	50	100	150	0	150	33.33%	66.67%
Narrikup Hall	77	171	248	4	252	31.05%	68.95%
Parryville Hall	41	135	176	5	181	23.30%	76.70%

### Stirling District (cont.)

Polling Places	Yes	No	Total Valid Votes	Informal Votes	Total Votes	% of Yes Votes to Total Valid Votes	% of No Votes to Total Valid Votes
Plantagenet District Hall	445	922	1,367	31	1,398	32.55%	67.45%
Porongurup Hall	37	97	134	3	137	27.61%	72.39%
Redmond Hall	35	84	119	2	121	29.41%	70.59%
Rocky Gully RSL Hall	22	46	68	4	72	32.35%	67.65%
Scotsdale Hall	58	145	203	4	207	28.57%	71.43%
South Stirling Primary School	2	38	40	0	40	5.00%	95.00%
Special Institutions, Hospitals & Remotes	7	3	10	1	11	70.00%	30.00%
Tingledale Hall	63	124	187	0	187	33.69%	66.31%
Walpole Primary School	111	253	364	7	371	30.49%	69.51%
Wellstead Telecentre	31	74	105	0	105	29.52%	70.48%
Yakamia Primary School	130	252	382	14	396	34.03%	65.97%
<b>Total Polling Places Votes</b>	<b>3,521</b>	<b>7,108</b>	<b>10,629</b>	<b>252</b>	<b>10,881</b>	<b>33.13%</b>	<b>66.87%</b>
Absent Votes	575	1,023	1,598	28	1,626	35.98%	64.02%
Early Votes (by post)	126	239	365	4	369	34.52%	65.48%
Early Votes (in person)	90	123	213	2	215	42.25%	57.75%
Provisional Votes	1	1	2	0	2	50.00%	50.00%
<b>Total Count Centre Votes</b>	<b>792</b>	<b>1,386</b>	<b>2,178</b>	<b>34</b>	<b>2,212</b>	<b>36.36%</b>	<b>63.64%</b>
<b>Total Votes</b>	<b>4,313</b>	<b>8,494</b>	<b>12,807</b>	<b>286</b>	<b>13,093</b>	<b>33.68%</b>	<b>66.32%</b>

## Stirling District

**Question 2:** *Do you believe that the Western Australian community would benefit if trading hours in the Perth Metropolitan Area were extended to allow general retail shops to trade for 6 hours on Sunday?*

Polling Places	Yes	No	Total Valid Votes	Informal Votes	Total Votes	% of Yes Votes to Total Valid Votes	% of No Votes to Total Valid Votes
Albany Senior Citizens Centre	135	226	361	9	370	37.40%	62.60%
Bornholm Hall	88	294	382	4	386	23.04%	76.96%
Cranbrook Memorial Hall	84	254	338	16	354	24.85%	75.15%
Denmark Recreation Centre	597	1,164	1,761	76	1,837	33.90%	66.10%
Elleker Hall	121	254	375	18	393	32.27%	67.73%
Frankland District Hall	61	110	171	6	177	35.67%	64.33%
Kendenup Primary School	129	307	436	7	443	29.59%	70.41%
King River Agricultural Hall	95	226	321	9	330	29.60%	70.40%
Little Grove Primary School	362	575	937	21	958	38.63%	61.37%
Lower Kalgan Hall	92	171	263	2	265	34.98%	65.02%
Lower King Pre-School and Community Centre	291	508	799	31	830	36.42%	63.58%
Mt Lockyer Primary School	205	522	727	26	753	28.20%	71.80%
Mt Manypeaks Primary School	49	107	156	1	157	31.41%	68.59%
Napier Hall	56	90	146	4	150	38.36%	61.64%
Narrikup Hall	65	182	247	5	252	26.32%	73.68%
Parryville Hall	43	134	177	4	181	24.29%	75.71%

**Stirling District (cont.)**

Polling Places	Yes	No	Total Valid Votes	Informal Votes	Total Votes	% of Yes Votes to Total Valid Votes	% of No Votes to Total Valid Votes
Plantagenet District Hall	435	900	1,335	31	1,366	32.58%	67.42%
Porongurup Hall	40	93	133	4	137	30.08%	69.92%
Redmond Hall	25	89	114	5	119	21.93%	78.07%
Rocky Gully RSL Hall	21	46	67	5	72	31.34%	68.66%
Scotsdale Hall	57	145	202	5	207	28.22%	71.78%
South Stirling Primary School	7	33	40	0	40	17.50%	82.50%
Special Institutions, Hospitals & Remotes	6	5	11	0	11	54.55%	45.45%
Tingledale Hall	63	117	180	7	187	35.00%	65.00%
Walpole Primary School	111	252	363	8	371	30.58%	69.42%
Wellstead Telecentre	34	69	103	2	105	33.01%	66.99%
Yakamia Primary School	124	260	384	13	397	32.29%	67.71%
<b>Total Polling Places Votes</b>	<b>3,396</b>	<b>7,133</b>	<b>10,529</b>	<b>319</b>	<b>10,848</b>	<b>32.25%</b>	<b>67.75%</b>
Absent Votes	533	1,060	1,593	33	1,626	33.46%	66.54%
Early Votes (by post)	140	228	368	1	369	38.04%	61.96%
Early Votes (in person)	96	116	212	3	215	45.28%	54.72%
Provisional Votes	1	1	2	0	2	50.00%	50.00%
<b>Total Count Centre Votes</b>	<b>770</b>	<b>1,405</b>	<b>2,175</b>	<b>37</b>	<b>2,212</b>	<b>35.40%</b>	<b>64.60%</b>
<b>Total Votes</b>	<b>4,166</b>	<b>8,538</b>	<b>12,704</b>	<b>356</b>	<b>13,060</b>	<b>32.79%</b>	<b>67.21%</b>



## Swan Hills District

**Question 1:** *Do you believe that the Western Australian community would benefit if trading hours in the Perth Metropolitan Area were extended to allow general retail shops to trade until 9 pm Monday to Friday?*

Polling Places	Yes	No	Total Valid Votes	Informal Votes	Total Votes	% of Yes Votes to Total Valid Votes	% of No Votes to Total Valid Votes
Chidlow Primary School	278	625	903	10	913	30.79%	69.21%
Darlington Primary School	346	513	859	9	868	40.28%	59.72%
Ellenbrook Primary School	1,458	1,671	3,129	43	3,172	46.60%	53.40%
Gidgegannup Shire Hall	397	713	1,110	5	1,115	35.77%	64.23%
Glen Forrest Primary School	532	1,084	1,616	16	1,632	32.92%	67.08%
Herne Hill Primary School	447	795	1,242	39	1,281	35.99%	64.01%
Mahogany Creek Hall	235	427	662	6	668	35.50%	64.50%
Mt Helena Community Centre Lesser Hall	410	859	1,269	8	1,277	32.31%	67.69%
Mundaring Hall	719	1,336	2,055	26	2,081	34.99%	65.01%
Old Coolamon School	317	226	543	3	546	58.38%	41.62%
Parkerville Playgroup	350	613	963	8	971	36.34%	63.66%
Pickett Park Community Hall	708	978	1,686	34	1,720	41.99%	58.01%
Sawyers Valley Primary School	234	430	664	7	671	35.24%	64.76%
Special Institutions, Hospitals & Remotes	17	22	39	3	42	43.59%	56.41%
Stoneville Progress Hall	321	698	1,019	13	1,032	31.50%	68.50%
Upper Swan Primary School	753	1,063	1,816	33	1,849	41.46%	58.54%
West Swan Hall	329	498	827	6	833	39.78%	60.22%
Wooroloo Primary School	102	244	346	8	354	29.48%	70.52%
<b>Total Polling Places Votes</b>	<b>7,953</b>	<b>12,795</b>	<b>20,748</b>	<b>277</b>	<b>21,025</b>	<b>38.33%</b>	<b>61.67%</b>
Absent Votes	1,069	1,306	2,375	38	2,413	45.01%	54.99%
Early Votes (by post)	377	496	873	1	874	43.18%	56.82%
Early Votes (in person)	275	286	561	6	567	49.02%	50.98%
Provisional Votes	8	5	13	0	13	61.54%	38.46%
<b>Total Count Centre Votes</b>	<b>1,729</b>	<b>2,093</b>	<b>3,822</b>	<b>45</b>	<b>3,867</b>	<b>45.24%</b>	<b>54.76%</b>
<b>Total Votes</b>	<b>9,682</b>	<b>14,888</b>	<b>24,570</b>	<b>322</b>	<b>24,892</b>	<b>39.41%</b>	<b>60.59%</b>

## Swan Hills District

**Question 2:** *Do you believe that the Western Australian community would benefit if trading hours in the Perth Metropolitan Area were extended to allow general retail shops to trade for 6 hours on Sunday?*

Polling Places	Yes	No	Total Valid Votes	Informal Votes	Total Votes	% of Yes Votes to Total Valid Votes	% of No Votes to Total Valid Votes
Chidlow Primary School	248	642	890	13	903	27.87%	72.13%
Darlington Primary School	262	592	854	14	868	30.68%	69.32%
Ellenbrook Primary School	1,309	1,808	3,117	55	3,172	42.00%	58.00%
Gidgegannup Shire Hall	335	753	1,088	27	1,115	30.79%	69.21%
Glen Forrest Primary School	445	1,155	1,600	32	1,632	27.81%	72.19%
Herne Hill Primary School	367	842	1,209	72	1,281	30.36%	69.64%
Mahogany Creek Hall	195	458	653	15	668	29.86%	70.14%
Mt Helena Community Centre Lesser Hall	352	904	1,256	21	1,277	28.03%	71.97%
Mundaring Hall	611	1,438	2,049	32	2,081	29.82%	70.18%
Old Coolamon School	308	229	537	9	546	57.36%	42.64%
Parkerville Playgroup	321	636	957	14	971	33.54%	66.46%
Pickett Park Community Hall	696	981	1,677	43	1,720	41.50%	58.50%
Sawyers Valley Primary School	209	451	660	11	671	31.67%	68.33%
Special Institutions, Hospitals & Remotes	16	25	41	1	42	39.02%	60.98%
Stoneville Progress Hall	266	757	1,023	10	1,033	26.00%	74.00%
Upper Swan Primary School	675	1,125	1,800	49	1,849	37.50%	62.50%
West Swan Hall	286	530	816	17	833	35.05%	64.95%
Wooroloo Primary School	90	252	342	12	354	26.32%	73.68%
<b>Total Polling Places Votes</b>	<b>6,991</b>	<b>13,578</b>	<b>20,569</b>	<b>447</b>	<b>21,016</b>	<b>33.99%</b>	<b>66.01%</b>
Absent Votes	962	1,401	2,363	50	2,413	40.71%	59.29%
Early Votes (by post)	367	502	869	5	874	42.23%	57.77%
Early Votes (in person)	266	298	564	3	567	47.16%	52.84%
Provisional Votes	7	6	13	0	13	53.85%	46.15%
<b>Total Count Centre Votes</b>	<b>1,602</b>	<b>2,207</b>	<b>3,809</b>	<b>58</b>	<b>3,867</b>	<b>42.06%</b>	<b>57.94%</b>
<b>Total Votes</b>	<b>8,593</b>	<b>15,785</b>	<b>24,378</b>	<b>505</b>	<b>24,883</b>	<b>35.25%</b>	<b>64.75%</b>

## Vasse District

**Question 1:** *Do you believe that the Western Australian community would benefit if trading hours in the Perth Metropolitan Area were extended to allow general retail shops to trade until 9 pm Monday to Friday?*

Polling Places	Yes	No	Total Valid Votes	Informal Votes	Total Votes	% of Yes Votes to Total Valid Votes	% of No Votes to Total Valid Votes
Busselton Primary School	513	908	1,421	37	1,458	36.10%	63.90%
Busselton Senior High School	571	979	1,550	44	1,594	36.84%	63.16%
Busselton West Primary School	892	1,653	2,545	62	2,607	35.05%	64.95%
Churchill Park Hall	562	964	1,526	62	1,588	36.83%	63.17%
Dunsborough Hall	264	553	817	10	827	32.31%	67.69%
Naturaliste Community Centre	506	742	1,248	35	1,283	40.54%	59.46%
Ray Village Aged Services Inc	162	321	483	6	489	33.54%	66.46%
Special Institutions, Hospitals & Remotes	29	53	82	8	90	35.37%	64.63%
Vasse Primary School	159	319	478	17	495	33.26%	66.74%
Yallingup Hall	165	213	378	6	384	43.65%	56.35%
<b>Total Polling Places Votes</b>	<b>3,823</b>	<b>6,705</b>	<b>10,528</b>	<b>287</b>	<b>10,815</b>	<b>36.31%</b>	<b>63.69%</b>
Absent Votes	518	811	1,329	20	1,349	38.98%	61.02%
Early Votes (by post)	147	209	356	4	360	41.29%	58.71%
Early Votes (in person)	139	208	347	5	352	40.06%	59.94%
Provisional Votes	2	7	9	0	9	22.22%	77.78%
<b>Total Count Centre Votes</b>	<b>806</b>	<b>1,235</b>	<b>2,041</b>	<b>29</b>	<b>2,070</b>	<b>39.49%</b>	<b>60.51%</b>
<b>Total Votes</b>	<b>4,629</b>	<b>7,940</b>	<b>12,569</b>	<b>316</b>	<b>12,885</b>	<b>36.83%</b>	<b>63.17%</b>

## Vasse District

**Question 2:** *Do you believe that the Western Australian community would benefit if trading hours in the Perth Metropolitan Area were extended to allow general retail shops to trade for 6 hours on Sunday?*

Polling Places	Yes	No	Total Valid Votes	Informal Votes	Total Votes	% of Yes Votes to Total Valid Votes	% of No Votes to Total Valid Votes
Busselton Primary School	536	844	1,380	78	1,458	38.84%	61.16%
Busselton Senior High School	603	926	1,529	65	1,594	39.44%	60.56%
Busselton West Primary School	909	1,607	2,516	91	2,607	36.13%	63.87%
Churchill Park Hall	555	934	1,489	99	1,588	37.27%	62.73%
Dunsborough Hall	302	515	817	10	827	36.96%	63.04%
Naturaliste Community Centre	526	722	1,248	35	1,283	42.15%	57.85%
Ray Village Aged Services Inc	155	320	475	14	489	32.63%	67.37%
Special Institutions, Hospitals & Remotes	23	55	78	12	90	29.49%	70.51%
Vasse Primary School	160	314	474	21	495	33.76%	66.24%
Yallingup Hall	152	223	375	9	384	40.53%	59.47%
<b>Total Polling Places Votes</b>	<b>3,921</b>	<b>6,460</b>	<b>10,381</b>	<b>434</b>	<b>10,815</b>	<b>37.77%</b>	<b>62.23%</b>
Absent Votes	511	802	1,313	36	1,349	38.92%	61.08%
Early Votes (by post)	157	199	356	4	360	44.10%	55.90%
Early Votes (in person)	163	178	341	11	352	47.80%	52.20%
Provisional Votes	2	7	9	0	9	22.22%	77.78%
<b>Total Count Centre Votes</b>	<b>833</b>	<b>1,186</b>	<b>2,019</b>	<b>51</b>	<b>2,070</b>	<b>41.26%</b>	<b>58.74%</b>
<b>Total Votes</b>	<b>4,754</b>	<b>7,646</b>	<b>12,400</b>	<b>485</b>	<b>12,885</b>	<b>38.34%</b>	<b>61.66%</b>

## Victoria Park District

**Question 1:** *Do you believe that the Western Australian community would benefit if trading hours in the Perth Metropolitan Area were extended to allow general retail shops to trade until 9 pm Monday to Friday?*

Polling Places	Yes	No	Total Valid Votes	Informal Votes	Total Votes	% of Yes Votes to Total Valid Votes	% of No Votes to Total Valid Votes
Bentley Community Centre	364	278	642	20	662	56.70%	43.30%
Bentley Pre-School Centre	604	801	1,405	44	1,449	42.99%	57.01%
Carlisle Memorial Hall	480	738	1,218	22	1,240	39.41%	60.59%
East Victoria Park Primary School	1,023	1,002	2,025	45	2,070	50.52%	49.48%
Gibbs Street Primary School	335	403	738	23	761	45.39%	54.61%
Homestead Seniors Centre	1,013	910	1,923	38	1,961	52.68%	47.32%
Lathlain Primary School	788	1,134	1,922	45	1,967	41.00%	59.00%
Millen Primary School	292	334	626	10	636	46.65%	53.35%
Park Recreation Centre	977	950	1,927	29	1,956	50.70%	49.30%
Queens Park Primary School	340	493	833	27	860	40.82%	59.18%
Sevenoaks Senior College (formerly Cannington SHS)	874	869	1,743	64	1,807	50.14%	49.86%
South Bentley Community Care Centre	267	370	637	12	649	41.92%	58.08%
Special Institutions, Hospitals & Remotes	37	53	90	6	96	41.11%	58.89%
Wilson Community Hall	901	1,307	2,208	47	2,255	40.81%	59.19%
<b>Total Polling Places Votes</b>	<b>8,295</b>	<b>9,642</b>	<b>17,937</b>	<b>432</b>	<b>18,369</b>	<b>46.25%</b>	<b>53.75%</b>
Absent Votes	1,420	1,421	2,841	43	2,884	49.98%	50.02%
Early Votes (by post)	440	426	866	8	874	50.81%	49.19%
Early Votes (in person)	401	309	710	11	721	56.48%	43.52%
Provisional Votes	3	5	8	1	9	37.50%	62.50%
<b>Total Count Centre Votes</b>	<b>2,264</b>	<b>2,161</b>	<b>4,425</b>	<b>63</b>	<b>4,488</b>	<b>51.16%</b>	<b>48.84%</b>
<b>Total Votes</b>	<b>10,559</b>	<b>11,803</b>	<b>22,362</b>	<b>495</b>	<b>22,857</b>	<b>47.22%</b>	<b>52.78%</b>

## Victoria Park District

**Question 2:** *Do you believe that the Western Australian community would benefit if trading hours in the Perth Metropolitan Area were extended to allow general retail shops to trade for 6 hours on Sunday?*

Polling Places	Yes	No	Total Valid Votes	Informal Votes	Total Votes	% of Yes Votes to Total Valid Votes	% of No Votes to Total Valid Votes
Bentley Community Centre	318	318	636	26	662	50.00%	50.00%
Bentley Pre-School Centre	537	840	1,377	73	1,450	39.00%	61.00%
Carlisle Memorial Hall	417	794	1,211	29	1,240	34.43%	65.57%
East Victoria Park Primary School	936	1,073	2,009	61	2,070	46.59%	53.41%
Gibbs Street Primary School	288	435	723	38	761	39.83%	60.17%
Homestead Seniors Centre	905	985	1,890	71	1,961	47.88%	52.12%
Lathlain Primary School	711	1,191	1,902	65	1,967	37.38%	62.62%
Millen Primary School	250	369	619	17	636	40.39%	59.61%
Park Recreation Centre	858	1,049	1,907	49	1,956	44.99%	55.01%
Queens Park Primary School	297	534	831	29	860	35.74%	64.26%
Sevenoaks Senior College (formerly Cannington SHS)	799	928	1,727	80	1,807	46.27%	53.73%
South Bentley Community Care Centre	236	401	637	12	649	37.05%	62.95%
Special Institutions, Hospitals & Remotes	25	61	86	10	96	29.07%	70.93%
Wilson Community Hall	747	1,441	2,188	67	2,255	34.14%	65.86%
<b>Total Polling Places Votes</b>	<b>7,324</b>	<b>10,419</b>	<b>17,743</b>	<b>627</b>	<b>18,370</b>	<b>41.28%</b>	<b>58.72%</b>
Absent Votes	1,228	1,576	2,804	80	2,884	43.79%	56.21%
Early Votes (by post)	460	400	860	14	874	53.49%	46.51%
Early Votes (in person)	373	335	708	13	721	52.68%	47.32%
Provisional Votes	4	5	9	0	9	44.44%	55.56%
<b>Total Count Centre Votes</b>	<b>2,065</b>	<b>2,316</b>	<b>4,381</b>	<b>107</b>	<b>4,488</b>	<b>47.14%</b>	<b>52.86%</b>
<b>Total Votes</b>	<b>9,389</b>	<b>12,735</b>	<b>22,124</b>	<b>734</b>	<b>22,858</b>	<b>42.44%</b>	<b>57.56%</b>

## Wagin District

**Question 1:** *Do you believe that the Western Australian community would benefit if trading hours in the Perth Metropolitan Area were extended to allow general retail shops to trade until 9 pm Monday to Friday?*

Polling Places	Yes	No	Total Valid Votes	Informal Votes	Total Votes	% of Yes Votes to Total Valid Votes	% of No Votes to Total Valid Votes
Arthur River Agricultural Hall	30	92	122	3	125	24.59%	75.41%
Boyup Brook Family Stop Centre	146	414	560	21	581	26.07%	73.93%
Bridgetown Civic Centre	204	410	614	10	624	33.22%	66.78%
Broomehill Primary School	72	192	264	3	267	27.27%	72.73%
Dinninup Hall	28	76	104	5	109	26.92%	73.08%
Dumbleyung Primary School	66	165	231	2	233	28.57%	71.43%
Duranillin Hall	33	129	162	2	164	20.37%	79.63%
Katanning Shire Hall	467	1,337	1,804	66	1,870	25.89%	74.11%
Kojonup RSL Hall	220	698	918	23	941	23.97%	76.03%
Kukerin Primary School	38	61	99	1	100	38.38%	61.62%
Mayanup Hall	31	114	145	0	145	21.38%	78.62%
Muradup Hall	28	94	122	1	123	22.95%	77.05%
Narrogin Town Hall	606	1,689	2,295	57	2,352	26.41%	73.59%
Quindanning Community Hall	12	42	54	4	58	22.22%	77.78%
Special Institutions, Hospitals & Remotes	34	85	119	6	125	28.57%	71.43%
Tambellup Telecentre	71	208	279	10	289	25.45%	74.55%
Wagin Wesley Hall	236	691	927	23	950	25.46%	74.54%
West Arthur Telecentre	75	205	280	2	282	26.79%	73.21%
Williams RSL Hall	113	347	460	6	466	24.57%	75.43%
Woodanilling Shire Hall	34	103	137	2	139	24.82%	75.18%
<b>Total Polling Places Votes</b>	<b>2,544</b>	<b>7,152</b>	<b>9,696</b>	<b>247</b>	<b>9,943</b>	<b>26.24%</b>	<b>73.76%</b>
Absent Votes	557	1,277	1,834	37	1,871	30.37%	69.63%
Early Votes (by post)	138	304	442	0	442	31.22%	68.78%
Early Votes (in person)	48	51	99	5	104	48.48%	51.52%
Provisional Votes	1	2	3	0	3	33.33%	66.67%
<b>Total Count Centre Votes</b>	<b>744</b>	<b>1,634</b>	<b>2,378</b>	<b>42</b>	<b>2,420</b>	<b>31.29%</b>	<b>68.71%</b>
<b>Total Votes</b>	<b>3,288</b>	<b>8,786</b>	<b>12,074</b>	<b>289</b>	<b>12,363</b>	<b>27.23%</b>	<b>72.77%</b>

## Wagin District

**Question 2:** *Do you believe that the Western Australian community would benefit if trading hours in the Perth Metropolitan Area were extended to allow general retail shops to trade for 6 hours on Sunday?*

Polling Places	Yes	No	Total Valid Votes	Informal Votes	Total Votes	% of Yes Votes to Total Valid Votes	% of No Votes to Total Valid Votes
Arthur River Agricultural Hall	34	88	122	3	125	27.87%	72.13%
Boyup Brook Family Stop Centre	129	429	558	23	581	23.12%	76.88%
Bridgetown Civic Centre	188	416	604	20	624	31.13%	68.87%
Broomehill Primary School	66	200	266	1	267	24.81%	75.19%
Dinninup Hall	19	86	105	4	109	18.10%	81.90%
Dumbleyung Primary School	46	182	228	5	233	20.18%	79.82%
Duranillin Hall	39	123	162	2	164	24.07%	75.93%
Katanning Shire Hall	444	1,379	1,823	47	1,870	24.36%	75.64%
Kojonup RSL Hall	210	704	914	27	941	22.98%	77.02%
Kukerin Primary School	26	70	96	4	100	27.08%	72.92%
Mayanup Hall	32	110	142	3	145	22.54%	77.46%
Muradup Hall	17	104	121	2	123	14.05%	85.95%
Narrogin Town Hall	572	1,695	2,267	85	2,352	25.23%	74.77%
Quindanning Community Hall	12	42	54	4	58	22.22%	77.78%
Special Institutions, Hospitals & Remotes	23	90	113	12	125	20.35%	79.65%
Tambellup Telecentre	67	205	272	17	289	24.63%	75.37%
Wagin Wesley Hall	206	694	900	50	950	22.89%	77.11%
West Arthur Telecentre	63	210	273	9	282	23.08%	76.92%
Williams RSL Hall	101	355	456	10	466	22.15%	77.85%
Woodanilling Shire Hall	33	99	132	7	139	25.00%	75.00%
<b>Total Polling Places Votes</b>	<b>2,327</b>	<b>7,281</b>	<b>9,608</b>	<b>335</b>	<b>9,943</b>	<b>24.22%</b>	<b>75.78%</b>
Absent Votes	496	1,337	1,833	38	1,871	27.06%	72.94%
Early Votes (by post)	159	281	440	2	442	36.14%	63.86%
Early Votes (in person)	46	55	101	3	104	45.54%	54.46%
Provisional Votes	1	2	3	0	3	33.33%	66.67%
<b>Total Count Centre Votes</b>	<b>702</b>	<b>1,675</b>	<b>2,377</b>	<b>43</b>	<b>2,420</b>	<b>29.53%</b>	<b>70.47%</b>
<b>Total Votes</b>	<b>3,029</b>	<b>8,956</b>	<b>11,985</b>	<b>378</b>	<b>12,363</b>	<b>25.27%</b>	<b>74.73%</b>



## Wanneroo District

**Question 1:** *Do you believe that the Western Australian community would benefit if trading hours in the Perth Metropolitan Area were extended to allow general retail shops to trade until 9 pm Monday to Friday?*

Polling Places	Yes	No	Total Valid Votes	Informal Votes	Total Votes	% of Yes Votes to Total Valid Votes	% of No Votes to Total Valid Votes
Ashdale Primary School	470	576	1,046	12	1,058	44.93%	55.07%
Butler Primary School	616	545	1,161	8	1,169	53.06%	46.94%
Crossways Uniting Church	318	619	937	15	952	33.94%	66.06%
Gumblossom Community Centre	470	523	993	3	996	47.33%	52.67%
Landsdale Primary School	1,223	1,637	2,860	40	2,900	42.76%	57.24%
Merriwa Primary School	1,093	1,464	2,557	61	2,618	42.75%	57.25%
Neerabup Primary School	347	283	630	11	641	55.08%	44.92%
Quinns Beach Primary School	223	219	442	6	448	50.45%	49.55%
Special Institutions, Hospitals & Remotes	27	42	69	1	70	39.13%	60.87%
St Anthony's Primary School	401	752	1,153	26	1,179	34.78%	65.22%
St Stephen's College	1,022	1,080	2,102	17	2,119	48.62%	51.38%
Two Rocks Community Recreation Centre	353	528	881	20	901	40.07%	59.93%
Wanneroo Primary School	1,553	2,264	3,817	91	3,908	40.69%	59.31%
Wanneroo Senior High School	1,273	1,858	3,131	73	3,204	40.66%	59.34%
Yanchep District High School	447	665	1,112	25	1,137	40.20%	59.80%
<b>Total Polling Places Votes</b>	<b>9,836</b>	<b>13,055</b>	<b>22,891</b>	<b>409</b>	<b>23,300</b>	<b>42.97%</b>	<b>57.03%</b>
Absent Votes	1,517	1,856	3,373	39	3,412	44.97%	55.03%
Early Votes (by post)	541	608	1,149	7	1,156	47.08%	52.92%
Early Votes (in person)	381	385	766	11	777	49.74%	50.26%
Provisional Votes	14	8	22	0	22	63.64%	36.36%
<b>Total Count Centre Votes</b>	<b>2,453</b>	<b>2,857</b>	<b>5,310</b>	<b>57</b>	<b>5,367</b>	<b>46.20%</b>	<b>53.80%</b>
<b>Total Votes</b>	<b>12,289</b>	<b>15,912</b>	<b>28,201</b>	<b>466</b>	<b>28,667</b>	<b>43.58%</b>	<b>56.42%</b>

## Wanneroo District

**Question 2:** *Do you believe that the Western Australian community would benefit if trading hours in the Perth Metropolitan Area were extended to allow general retail shops to trade for 6 hours on Sunday?*

Polling Places	Yes	No	Total Valid Votes	Informal Votes	Total Votes	% of Yes Votes to Total Valid Votes	% of No Votes to Total Valid Votes
Ashdale Primary School	384	648	1,032	26	1,058	37.21%	62.79%
Butler Primary School	581	571	1,152	17	1,169	50.43%	49.57%
Crossways Uniting Church	285	646	931	21	952	30.61%	69.39%
Gumblossom Community Centre	434	548	982	14	996	44.20%	55.80%
Landsdale Primary School	1,059	1,754	2,813	87	2,900	37.65%	62.35%
Merriwa Primary School	995	1,515	2,510	110	2,620	39.64%	60.36%
Neerabup Primary School	315	309	624	17	641	50.48%	49.52%
Quinns Beach Primary School	215	226	441	7	448	48.75%	51.25%
Special Institutions, Hospitals & Remotes	23	44	67	3	70	34.33%	65.67%
St Anthony's Primary School	364	766	1,130	49	1,179	32.21%	67.79%
St Stephen's College	945	1,146	2,091	28	2,119	45.19%	54.81%
Two Rocks Community Recreation Centre	325	546	871	30	901	37.31%	62.69%
Wanneroo Primary School	1,381	2,392	3,773	135	3,908	36.60%	63.40%
Wanneroo Senior High School	1,127	1,957	3,084	120	3,204	36.54%	63.46%
Yanchep District High School	405	704	1,109	28	1,137	36.52%	63.48%
<b>Total Polling Places Votes</b>	<b>8,838</b>	<b>13,772</b>	<b>22,610</b>	<b>692</b>	<b>23,302</b>	<b>39.09%</b>	<b>60.91%</b>
Absent Votes	1,366	1,988	3,354	58	3,412	40.73%	59.27%
Early Votes (by post)	535	613	1,148	8	1,156	46.60%	53.40%
Early Votes (in person)	378	385	763	14	777	49.54%	50.46%
Provisional Votes	13	8	21	1	22	61.90%	38.10%
<b>Total Count Centre Votes</b>	<b>2,292</b>	<b>2,994</b>	<b>5,286</b>	<b>81</b>	<b>5,367</b>	<b>43.36%</b>	<b>56.64%</b>
<b>Total Votes</b>	<b>11,130</b>	<b>16,766</b>	<b>27,896</b>	<b>773</b>	<b>28,669</b>	<b>39.90%</b>	<b>60.10%</b>

## Warren-Blackwood District

**Question 1:** *Do you believe that the Western Australian community would benefit if trading hours in the Perth Metropolitan Area were extended to allow general retail shops to trade until 9 pm Monday to Friday?*

Polling Places	Yes	No	Total Valid Votes	Informal Votes	Total Votes	% of Yes Votes to Total Valid Votes	% of No Votes to Total Valid Votes
Alexandra Bridge Hall	41	79	120	4	124	34.17%	65.83%
Augusta Civic Centre Lesser Hall	231	542	773	26	799	29.88%	70.12%
Bridgetown Civic Centre	341	657	998	26	1,024	34.17%	65.83%
Cowaramup Primary School	253	377	630	13	643	40.16%	59.84%
Greenbushes Primary School	120	188	308	7	315	38.96%	61.04%
Karridale Primary School	76	120	196	1	197	38.78%	61.22%
Kudardup Hall	78	141	219	11	230	35.62%	64.38%
Manjimup East Primary School	214	578	792	16	808	27.02%	72.98%
Manjimup Town Hall	682	1,602	2,284	73	2,357	29.86%	70.14%
Margaret River High School	1,147	1,324	2,471	74	2,545	46.42%	53.58%
Middlesex Hall	20	108	128	3	131	15.63%	84.38%
Nannup Shire Function Room	232	434	666	13	679	34.83%	65.17%
Northcliffe Ambulance Hall	127	277	404	12	416	31.44%	68.56%
Pemberton Sports Club	235	606	841	14	855	27.94%	72.06%
Quinninup Community Centre	25	71	96	6	102	26.04%	73.96%
Rosa Brook Hall	50	120	170	1	171	29.41%	70.59%
Special Institutions, Hospitals & Remotes	19	45	64	2	66	29.69%	70.31%
Witchcliffe CWA Hall	176	285	461	12	473	38.18%	61.82%
Yornup Community Hall	28	66	94	2	96	29.79%	70.21%
<b>Total Polling Places Votes</b>	<b>4,095</b>	<b>7,620</b>	<b>11,715</b>	<b>316</b>	<b>12,031</b>	<b>34.96%</b>	<b>65.04%</b>
Absent Votes	581	953	1,534	23	1,557	37.87%	62.13%
Early Votes (by post)	132	216	348	6	354	37.93%	62.07%
Early Votes (in person)	110	147	257	8	265	42.80%	57.20%
Provisional Votes	1	3	4	0	4	25.00%	75.00%
<b>Total Count Centre Votes</b>	<b>824</b>	<b>1,319</b>	<b>2,143</b>	<b>37</b>	<b>2,180</b>	<b>38.45%</b>	<b>61.55%</b>
<b>Total Votes</b>	<b>4,919</b>	<b>8,939</b>	<b>13,858</b>	<b>353</b>	<b>14,211</b>	<b>35.50%</b>	<b>64.50%</b>

## Warren-Blackwood District

**Question 2:** *Do you believe that the Western Australian community would benefit if trading hours in the Perth Metropolitan Area were extended to allow general retail shops to trade for 6 hours on Sunday?*

Polling Places	Yes	No	Total Valid Votes	Informal Votes	Total Votes	% of Yes Votes to Total Valid Votes	% of No Votes to Total Valid Votes
Alexandra Bridge Hall	36	83	119	5	124	30.25%	69.75%
Augusta Civic Centre Lesser Hall	236	527	763	36	799	30.93%	69.07%
Bridgetown Civic Centre	321	666	987	37	1,024	32.52%	67.48%
Cowaramup Primary School	234	389	623	20	643	37.56%	62.44%
Greenbushes Primary School	116	188	304	11	315	38.16%	61.84%
Karridale Primary School	73	120	193	4	197	37.82%	62.18%
Kudardup Hall	73	142	215	15	230	33.95%	66.05%
Manjimup East Primary School	172	605	777	31	808	22.14%	77.86%
Manjimup Town Hall	603	1,648	2,251	106	2,357	26.79%	73.21%
Margaret River High School	1,126	1,319	2,445	100	2,545	46.05%	53.95%
Middlesex Hall	20	108	128	3	131	15.63%	84.38%
Nannup Shire Function Room	221	439	660	19	679	33.48%	66.52%
Northcliffe Ambulance Hall	131	263	394	22	416	33.25%	66.75%
Pemberton Sports Club	220	599	819	36	855	26.86%	73.14%
Quinninup Community Centre	27	69	96	6	102	28.13%	71.88%
Rosa Brook Hall	49	119	168	3	171	29.17%	70.83%
Special Institutions, Hospitals & Remotes	12	47	59	7	66	20.34%	79.66%
Witchcliffe CWA Hall	170	290	460	13	473	36.96%	63.04%
Yornup Community Hall	27	66	93	3	96	29.03%	70.97%
<b>Total Polling Places Votes</b>	<b>3,867</b>	<b>7,687</b>	<b>11,554</b>	<b>477</b>	<b>12,031</b>	<b>33.47%</b>	<b>66.53%</b>
Absent Votes	576	945	1,521	36	1,557	37.87%	62.13%
Early Votes (by post)	164	184	348	6	354	47.13%	52.87%
Early Votes (in person)	103	151	254	11	265	40.55%	59.45%
Provisional Votes	0	4	4	0	4	0.00%	100.00%
<b>Total Count Centre Votes</b>	<b>843</b>	<b>1,284</b>	<b>2,127</b>	<b>53</b>	<b>2,180</b>	<b>39.63%</b>	<b>60.37%</b>
<b>Total Votes</b>	<b>4,710</b>	<b>8,971</b>	<b>13,681</b>	<b>530</b>	<b>14,211</b>	<b>34.43%</b>	<b>65.57%</b>

## Willagee District

**Question 1:** *Do you believe that the Western Australian community would benefit if trading hours in the Perth Metropolitan Area were extended to allow general retail shops to trade until 9 pm Monday to Friday?*

Polling Places	Yes	No	Total Valid Votes	Informal Votes	Total Votes	% of Yes Votes to Total Valid Votes	% of No Votes to Total Valid Votes
Bibra Lake Primary School	995	1,447	2,442	35	2,477	40.75%	59.25%
Carawatha Primary School	563	818	1,381	21	1,402	40.77%	59.23%
East Hamilton Hill Primary School	458	894	1,352	72	1,424	33.88%	66.12%
Hilton Primary School	532	893	1,425	52	1,477	37.33%	62.67%
Kardinya Primary School	222	321	543	17	560	40.88%	59.12%
Koorilla Primary School	307	504	811	20	831	37.85%	62.15%
Newton Primary School	452	762	1,214	98	1,312	37.23%	62.77%
North Lake Primary School	414	747	1,161	37	1,198	35.66%	64.34%
North Lake Senior Campus	426	583	1,009	14	1,023	42.22%	57.78%
Samson Primary School	765	1,254	2,019	69	2,088	37.89%	62.11%
Southwell Primary School	385	556	941	46	987	40.91%	59.09%
Spearwood Primary School	649	1,168	1,817	93	1,910	35.72%	64.28%
Special Institutions, Hospitals & Remotes	42	73	115	7	122	36.52%	63.48%
Willagee Primary School	679	994	1,673	39	1,712	40.59%	59.41%
<b>Total Polling Places Votes</b>	<b>6,889</b>	<b>11,014</b>	<b>17,903</b>	<b>620</b>	<b>18,523</b>	<b>38.48%</b>	<b>61.52%</b>
Absent Votes	1,312	1,768	3,080	74	3,154	42.60%	57.40%
Early Votes (by post)	325	424	749	5	754	43.39%	56.61%
Early Votes (in person)	244	240	484	9	493	50.41%	49.59%
Provisional Votes	3	3	6	0	6	50.00%	50.00%
<b>Total Count Centre Votes</b>	<b>1,884</b>	<b>2,435</b>	<b>4,319</b>	<b>88</b>	<b>4,407</b>	<b>43.62%</b>	<b>56.38%</b>
<b>Total Votes</b>	<b>8,773</b>	<b>13,449</b>	<b>22,222</b>	<b>708</b>	<b>22,930</b>	<b>39.48%</b>	<b>60.52%</b>

## Willagee District

**Question 2:** *Do you believe that the Western Australian community would benefit if trading hours in the Perth Metropolitan Area were extended to allow general retail shops to trade for 6 hours on Sunday?*

Polling Places	Yes	No	Total Valid Votes	Informal Votes	Total Votes	% of Yes Votes to Total Valid Votes	% of No Votes to Total Valid Votes
Bibra Lake Primary School	939	1,483	2,422	55	2,477	38.77%	61.23%
Carawatha Primary School	488	870	1,358	44	1,402	35.94%	64.06%
East Hamilton Hill Primary School	446	871	1,317	107	1,424	33.86%	66.14%
Hilton Primary School	463	926	1,389	88	1,477	33.33%	66.67%
Kardinya Primary School	198	344	542	18	560	36.53%	63.47%
Koorilla Primary School	269	530	799	32	831	33.67%	66.33%
Newton Primary School	404	766	1,170	142	1,312	34.53%	65.47%
North Lake Primary School	355	788	1,143	55	1,198	31.06%	68.94%
North Lake Senior Campus	378	628	1,006	17	1,023	37.57%	62.43%
Samson Primary School	691	1,306	1,997	91	2,088	34.60%	65.40%
Southwell Primary School	374	543	917	70	987	40.79%	59.21%
Spearwood Primary School	606	1,165	1,771	139	1,910	34.22%	65.78%
Special Institutions, Hospitals & Remotes	40	74	114	8	122	35.09%	64.91%
Willagee Primary School	630	1,015	1,645	67	1,712	38.30%	61.70%
<b>Total Polling Places Votes</b>	<b>6,281</b>	<b>11,309</b>	<b>17,590</b>	<b>933</b>	<b>18,523</b>	<b>35.71%</b>	<b>64.29%</b>
Absent Votes	1,208	1,847	3,055	99	3,154	39.54%	60.46%
Early Votes (by post)	345	402	747	7	754	46.18%	53.82%
Early Votes (in person)	247	233	480	13	493	51.46%	48.54%
Provisional Votes	2	4	6	0	6	33.33%	66.67%
<b>Total Count Centre Votes</b>	<b>1,802</b>	<b>2,486</b>	<b>4,288</b>	<b>119</b>	<b>4,407</b>	<b>42.02%</b>	<b>57.98%</b>
<b>Total Votes</b>	<b>8,083</b>	<b>13,795</b>	<b>21,878</b>	<b>1,052</b>	<b>22,930</b>	<b>36.95%</b>	<b>63.05%</b>

## Yokine District

**Question 1:** *Do you believe that the Western Australian community would benefit if trading hours in the Perth Metropolitan Area were extended to allow general retail shops to trade until 9 pm Monday to Friday?*

Polling Places	Yes	No	Total Valid Votes	Informal Votes	Total Votes	% of Yes Votes to Total Valid Votes	% of No Votes to Total Valid Votes
Balga Primary School	254	408	662	17	679	38.37%	61.63%
Boyare Primary School	349	415	764	33	797	45.68%	54.32%
Coolbinia Primary School	368	444	812	9	821	45.32%	54.68%
Dianella Community Centre	513	834	1,347	28	1,375	38.08%	61.92%
Dianella Heights Primary School	648	1,014	1,662	38	1,700	38.99%	61.01%
Dianella Islamic College	406	543	949	27	976	42.78%	57.22%
Kyilla Primary School	143	141	284	6	290	50.35%	49.65%
Mirrabooka Senior High School	912	1,094	2,006	84	2,090	45.46%	54.54%
Nollamara Primary School	592	979	1,571	37	1,608	37.68%	62.32%
North Morley Primary School	789	1,131	1,920	37	1,957	41.09%	58.91%
Special Institutions, Hospitals & Remotes	69	139	208	15	223	33.17%	66.83%
St Andrews Grammar School	466	609	1,075	31	1,106	43.35%	56.65%
Sutherland Dianella Primary School	519	918	1,437	8	1,445	36.12%	63.88%
Westminster Primary School	259	421	680	29	709	38.09%	61.91%
Yokine Pre-School	665	790	1,455	38	1,493	45.70%	54.30%
Yokine Primary School	656	861	1,517	25	1,542	43.24%	56.76%
Yokine Uniting Church Hall	690	985	1,675	88	1,763	41.19%	58.81%
<b>Total Polling Places Votes</b>	<b>8,298</b>	<b>11,726</b>	<b>20,024</b>	<b>550</b>	<b>20,574</b>	<b>41.44%</b>	<b>58.56%</b>
Absent Votes	1,464	1,602	3,066	55	3,121	47.75%	52.25%
Early Votes (by post)	494	615	1,109	5	1,114	44.54%	55.46%
Early Votes (in person)	294	287	581	4	585	50.60%	49.40%
Provisional Votes	0	10	10	1	11	0.00%	100.00%
<b>Total Count Centre Votes</b>	<b>2,252</b>	<b>2,514</b>	<b>4,766</b>	<b>65</b>	<b>4,831</b>	<b>47.25%</b>	<b>52.75%</b>
<b>Total Votes</b>	<b>10,550</b>	<b>14,240</b>	<b>24,790</b>	<b>615</b>	<b>25,405</b>	<b>42.56%</b>	<b>57.44%</b>

## Yokine District

**Question 2:** *Do you believe that the Western Australian community would benefit if trading hours in the Perth Metropolitan Area were extended to allow general retail shops to trade for 6 hours on Sunday?*

Polling Places	Yes	No	Total Valid Votes	Informal Votes	Total Votes	% of Yes Votes to Total Valid Votes	% of No Votes to Total Valid Votes
Balga Primary School	220	428	648	31	679	33.95%	66.05%
Boyare Primary School	342	419	761	36	797	44.94%	55.06%
Coolbinia Primary School	302	500	802	19	821	37.66%	62.34%
Dianella Community Centre	424	891	1,315	63	1,378	32.24%	67.76%
Dianella Heights Primary School	577	1,068	1,645	55	1,700	35.08%	64.92%
Dianella Islamic College	348	591	939	37	976	37.06%	62.94%
Kyilla Primary School	130	150	280	10	290	46.43%	53.57%
Mirrabooka Senior High School	793	1,155	1,948	142	2,090	40.71%	59.29%
Nollamara Primary School	517	1,008	1,525	83	1,608	33.90%	66.10%
North Morley Primary School	737	1,164	1,901	56	1,957	38.77%	61.23%
Special Institutions, Hospitals & Remotes	61	142	203	21	224	30.05%	69.95%
St Andrews Grammar School	407	642	1,049	57	1,106	38.80%	61.20%
Sutherland Dianella Primary School	470	967	1,437	8	1,445	32.71%	67.29%
Westminster Primary School	221	449	670	39	709	32.99%	67.01%
Yokine Pre-School	594	841	1,435	58	1,493	41.39%	58.61%
Yokine Primary School	544	937	1,481	61	1,542	36.73%	63.27%
Yokine Uniting Church Hall	617	1,058	1,675	88	1,763	36.84%	63.16%
<b>Total Polling Places Votes</b>	<b>7,304</b>	<b>12,410</b>	<b>19,714</b>	<b>864</b>	<b>20,578</b>	<b>37.05%</b>	<b>62.95%</b>
Absent Votes	1,330	1,708	3,038	83	3,121	43.78%	56.22%
Early Votes (by post)	496	614	1,110	4	1,114	44.68%	55.32%
Early Votes (in person)	260	315	575	10	585	45.22%	54.78%
Provisional Votes	2	7	9	2	11	22.22%	77.78%
<b>Total Count Centre Votes</b>	<b>2,088</b>	<b>2,644</b>	<b>4,732</b>	<b>99</b>	<b>4,831</b>	<b>44.13%</b>	<b>55.87%</b>
<b>Total Votes</b>	<b>9,392</b>	<b>15,054</b>	<b>24,446</b>	<b>963</b>	<b>25,409</b>	<b>38.42%</b>	<b>61.58%</b>



## Informal Survey: Metropolitan — Question 1

East Metropolitan Region								
District	Blank	Scribble	Elector Identified	Elector's Intention Unclear	Question Marked with an X	Other	Total Informal Votes	% of Total Votes
Armadale	364	32	2	11	6		415	1.64%
Ballajura	408	49	1	50	13	2	523	2.10%
Bassendean	514	58		16	24		612	2.51%
Belmont	302	118			3	2	425	1.75%
Darling Range	250	94	1		3		348	1.28%
Kenwick	404	92		17	38		551	2.27%
Midland	356	92	1	1	8	2	460	1.93%
Serpentine-Jarrahdale	274	23		17	11	6	331	1.29%
Southern River	300	23	1	54	6	90	474	1.93%
Swan Hills	283	32		5	2		322	1.29%
<b>Total</b>	<b>3,455</b>	<b>613</b>	<b>6</b>	<b>171</b>	<b>114</b>	<b>102</b>	<b>4,461</b>	<b>1.99%</b>

North Metropolitan Region								
District	Blank	Scribble	Elector Identified	Elector's Intention Unclear	Question Marked with an X	Other	Total Informal Votes	% of Total Votes
Balcatta	737	67	2	38	26		870	3.40%
Carine	249	43		4	4		300	1.18%
Churchlands	191	21	1	15	8		236	0.94%
Cottesloe	216	31	1		7		255	1.02%
Girrawheen	764	148	1	22	8		943	4.07%
Hillarys	182	70				45	297	1.14%
Joondalup	255	25	2	4	3	38	327	1.38%
Kingsley	212	41	4	1	13	24	295	1.13%
Maylands	409	74	1	5	13	24	526	2.11%
Mindarie	244	37	1	21	6	11	320	1.43%
Nedlands	198	67	3	7	4		279	1.09%
Perth	380	15	1	131	18		545	2.24%
Wanneroo	343	108	4	9	2		466	1.63%
Yokine	497	62	2	44	10		615	2.42%
<b>Total</b>	<b>4,877</b>	<b>809</b>	<b>23</b>	<b>301</b>	<b>122</b>	<b>142</b>	<b>6,274</b>	<b>1.78%</b>

South Metropolitan Region								
District	Blank	Scribble	Elector Identified	Elector's Intention Unclear	Question Marked with an X	Other	Total Informal Votes	% of Total Votes
Alfred Cove	185	64		3	3		255	0.99%
Cockburn	468	56	2	46	14	14	600	2.47%
Fremantle	827	50	3	1	24	152	1,057	4.46%
Murdoch	226	21	1	11	5	7	271	1.04%
Peel	269	53	0	8	10		340	1.44%
Riverton	318	59		1	4		382	1.47%
Rockingham	391	18	5	83	2		499	2.11%
South Perth	256	25		12	8	28	329	1.31%
Victoria Park	410	26	7	41	4	7	495	2.17%
Willagee	493	80	1	81	26	27	708	3.09%
<b>Total</b>	<b>3,843</b>	<b>452</b>	<b>19</b>	<b>287</b>	<b>100</b>	<b>235</b>	<b>4,936</b>	<b>2.02%</b>

## Informal Survey: Country — Question 1

### Agricultural Region

District	Blank	Scribble	Elector Identified	Elector's Intention Unclear	Question Marked with an X	Other	Total Informal Votes	% of Total Votes
Avon	195	2		45	2		244	1.99%
Geraldton	242	72		2	2		318	2.55%
Greenough	194	29	1	13	7		244	2.08%
Merredin	234	29	2	14	11		290	2.31%
Moore	168	20	3	1	4	19	215	1.77%
Roe	197	7	1	26	2		233	1.93%
Wagin	255	11		11	3	9	289	2.34%
<b>Total</b>	<b>1,485</b>	<b>170</b>	<b>7</b>	<b>112</b>	<b>31</b>	<b>28</b>	<b>1,833</b>	<b>2.14%</b>

### Mining and Pastoral Region

District	Blank	Scribble	Elector Identified	Elector's Intention Unclear	Question Marked with an X	Other	Total Informal Votes	% of Total Votes
Central Kimberley-Pilbara	422	3	28	1	7	2	463	5.09%
Kalgoorlie	201	46		5	4	3	259	2.37%
Kimberley	478	34		2	12	22	548	6.02%
Murchison-Eyre	387	28	2		2		419	3.99%
North West Coastal	161	13	0	80	51		305	2.63%
<b>Total</b>	<b>1,649</b>	<b>124</b>	<b>30</b>	<b>88</b>	<b>76</b>	<b>27</b>	<b>1,994</b>	<b>3.89%</b>

### South West Region

District	Blank	Scribble	Elector Identified	Elector's Intention Unclear	Question Marked with an X	Other	Total Informal Votes	% of Total Votes
Albany	307	31	2	29	7		376	2.82%
Bunbury	304	48	4	16	3		375	2.81%
Capel	303	39	5	35	2	2	386	2.79%
Collie-Wellington	381	103		4	2		490	3.44%
Dawesville	177	19					196	1.41%
Leschenault	219	34			6		259	2.08%
Mandurah	281	46	1	2	4		334	2.54%
Murray	242	37	2	5	3		289	2.18%
Stirling	205	18	1	62			286	2.18%
Vasse	228	66	1	10	11		316	2.45%
Warren-Blackwood	307	41	1	1	3		353	2.48%
<b>Total</b>	<b>2,954</b>	<b>482</b>	<b>17</b>	<b>164</b>	<b>41</b>	<b>2</b>	<b>3,660</b>	<b>2.48%</b>

### State Total Informal Votes – Question 1

District	Blank	Scribble	Elector Identified	Elector's Intention Unclear	Question Marked with an X	Other	Total Informal Votes	% of Total Votes
<b>Total</b>	<b>18,263</b>	<b>2,650</b>	<b>102</b>	<b>1,123</b>	<b>484</b>	<b>536</b>	<b>23,158</b>	<b>2.05%</b>

## Informal Survey: Metropolitan — Question 2

East Metropolitan Region								
District	Blank	Scribble	Elector Identified	Elector's Intention Unclear	Question Marked with an X	Other	Total Informal Votes	% of Total Votes
Armadale	550	34	2	12	6		604	2.38%
Ballajura	794	36	1	35	7	1	874	3.51%
Bassendean	693	50		16	27		786	3.23%
Belmont	581	115			5	2	703	2.90%
Darling Range	431	84	1		3		519	1.92%
Kenwick	702	78		16	36		832	3.42%
Midland	514	110	1	1	5	3	634	2.66%
Serpentine-Jarrahdale	397	17		29	9	4	456	1.78%
Southern River	539	24	1	39	4	51	658	2.68%
Swan Hills	461	36		7	1		505	2.03%
<b>Total</b>	<b>5,662</b>	<b>584</b>	<b>6</b>	<b>155</b>	<b>103</b>	<b>61</b>	<b>6,571</b>	<b>2.64%</b>

North Metropolitan Region								
District	Blank	Scribble	Elector Identified	Elector's Intention Unclear	Question Marked with an X	Other	Total Informal Votes	% of Total Votes
Balcatta	1,252	61		39	21		1,373	5.36%
Carine	392	42		2	6		442	1.73%
Churchlands	355	15		21	3		394	1.57%
Cottesloe	384	33	1		5		423	1.69%
Girrawheen	938	164	1	23	8		1,134	4.89%
Hillarys	338	70					408	1.57%
Joondalup	431	21	1	6	4	27	490	2.07%
Kingsley	387	26	1	3	13	21	451	1.73%
Maylands	730	51		12	8	24	825	3.30%
Mindarie	380	33	1	12	6	8	440	1.97%
Nedlands	313	58	2	4	1		378	1.47%
Perth	727	9	1	94	16		847	3.49%
Wanneroo	679	79	2	11	2		773	2.70%
Yokine	863	52	2	30	16		963	3.79%
<b>Total</b>	<b>8,169</b>	<b>714</b>	<b>12</b>	<b>257</b>	<b>109</b>	<b>80</b>	<b>9,341</b>	<b>2.86%</b>

South Metropolitan Region								
District	Blank	Scribble	Elector Identified	Elector's Intention Unclear	Question Marked with an X	Other	Total Informal Votes	% of Total Votes
Alfred Cove	420	53		1	1		475	1.84%
Cockburn	743	51	4	36	11	10	855	3.51%
Fremantle	1,088	33	3	2	18	109	1,253	5.29%
Murdoch	415	17	2	8	3	7	452	1.74%
Peel	495	38	4	6	7		550	2.33%
Riverton	507	57		1	2		567	2.18%
Rockingham	742	17	4	79	2		844	3.57%
South Perth	470	22		14	6	21	533	2.13%
Victoria Park	654	28	6	41	5		734	3.21%
Willagee	886	57	1	57	21	30	1,052	4.59%
<b>Total</b>	<b>6,420</b>	<b>373</b>	<b>24</b>	<b>245</b>	<b>76</b>	<b>177</b>	<b>7,315</b>	<b>3.00%</b>

## Informal Survey: Country — Question 2

### Agricultural Region

District	Blank	Scribble	Elector Identified	Elector's Intention Unclear	Question Marked with an X	Other	Total Informal Votes	% of Total Votes
Avon	313	5		32	8		358	2.92%
Geraldton	408	50		1	2		461	3.70%
Greenough	294	19		13	7		333	2.83%
Merredin	342	31	2	18	11		404	3.22%
Moore	300	22	2	1		14	339	2.79%
Roe	340	6	1	18	1		366	3.03%
Wagin	343	10		14	3	8	378	3.06%
<b>Total</b>	<b>2,340</b>	<b>143</b>	<b>5</b>	<b>97</b>	<b>32</b>	<b>22</b>	<b>2,639</b>	<b>3.08%</b>

### Mining and Pastoral Region

District	Blank	Scribble	Elector Identified	Elector's Intention Unclear	Question Marked with an X	Other	Total Informal Votes	% of Total Votes
Central Kimberley-Pilbara	591	2			4	1	598	6.57%
Kalgoorlie	251	43		3	2	3	302	2.76%
Kimberley	633	32	2	4	14	15	700	7.68%
Murchison-Eyre	494	37	1		1		533	5.08%
North West Coastal	247	14		74	82		417	3.60%
<b>Total</b>	<b>2,216</b>	<b>128</b>	<b>3</b>	<b>81</b>	<b>103</b>	<b>19</b>	<b>2,550</b>	<b>4.98%</b>

### South West Region

District	Blank	Scribble	Elector Identified	Elector's Intention Unclear	Question Marked with an X	Other	Total Informal Votes	% of Total Votes
Albany	483	24	2	24	5		538	4.03%
Bunbury	430	45	2	17	1		495	3.71%
Capel	396	36	5	32	1	6	476	3.44%
Collie-Wellington	627	81		5	2		715	5.02%
Dawesville	312	18					330	2.39%
Leschenault	259	34			6		299	2.40%
Mandurah	506	43	1	4	3		557	4.23%
Murray	416	16		13	2		447	3.38%
Stirling	327	5		23		1	356	2.73%
Vasse	421	52		7	5		485	3.76%
Warren-Blackwood	489	36	1	1	3		530	3.73%
<b>Total</b>	<b>4,666</b>	<b>390</b>	<b>11</b>	<b>126</b>	<b>28</b>	<b>7</b>	<b>5,228</b>	<b>3.54%</b>

### State Total Informal Votes – Question 2

District	Blank	Scribble	Elector Identified	Elector's Intention Unclear	Question Marked with an X	Other	Total Informal Votes	% of Total Votes
<b>Total</b>	<b>29,473</b>	<b>2,332</b>	<b>61</b>	<b>961</b>	<b>451</b>	<b>366</b>	<b>33,644</b>	<b>2.98%</b>



# APPENDICES



## Appendix 1 – Writ Referendum Question 1

Western Australia

*Referendums Act 1983 (s. 5(1))*

**Writ**

Writ for a referendum

**To the Electoral Commissioner:**

Under the *Referendums Act 1983* and the *Retail Trading Hours Act 1987*, I direct you to proceed with a referendum as to question 1 that, under the *Retail Trading Hours Act 1987* section 43, is to be submitted to the electors.


**Polling day:**

Under the *Retail Trading Hours Act 1987* section 43 the day fixed for the taking of the votes of the electors is the day fixed under the *Electoral Act 1907* as the polling day for the first general election for the Legislative Assembly to be held after 8 December 2004.

**Day for the return of the writ:**


I fix the day for the return of the writ for the general election referred to above as the day for the return of this writ.

Dated: .....14 January..... 2005

  
.....  
Lieutenant-Governor and deputy  
of the Governor

I received this writ on .....14 January..... 2005.

Dated: .....14 January..... 2005

  
A/ Electoral Commissioner



## Appendix 2 – Writ Referendum Question 2

Western Australia

*Referendums Act 1983 (s. 5(1))*

**Writ**

Writ for a referendum

**To the Electoral Commissioner:**

Under the *Referendums Act 1983* and the *Retail Trading Hours Act 1987*, I direct you to proceed with a referendum as to question 2 that, under the *Retail Trading Hours Act 1987* section 43, is to be submitted to the electors.


**Polling day:**

Under the *Retail Trading Hours Act 1987* section 43 the day fixed for the taking of the votes of the electors is the day fixed under the *Electoral Act 1907* as the polling day for the first general election for the Legislative Assembly to be held after 8 December 2004.

**Day for the return of the writ:**


I fix the day for the return of the writ for the general election referred to above as the day for the return of this writ.

Dated: ... 14 January ..... 2005

  
.....  
Lieutenant-Governor and deputy  
of the Governor

I received this writ on ... 14 January ..... 2005.

Dated: ... 14 January ..... 2005

  
A/ Electoral Commissioner

## Appendix 3 – The 2005 Referendum Formality Guide

### Examples of formal and informal ballot papers

#### REFERENDUM

A referendum ballot paper is formal if the square is marked with the words 'YES' or 'NO'

If a ballot paper is not marked in this way, but, in the opinion of the Returning Officer, clearly indicates the voter's intention with respect to the question asked, the ballot paper is formal.

Returning officers, when completing their *Informal Ballot Paper Report* (RO 36R), should detail in the 'other' column any type of informality not listed on this form.

**Note that a 2005 referendum ballot paper contains two questions. This means that there is a possibility that one question may be marked in a formal manner, and the other in an informal manner.**

The following are some guidelines for determining formality of referendum ballot papers:

1. A **cross (X)** is not a sufficient indication of belief, as a cross can be interpreted as a 'yes' or 'no' indication, and therefore must be informal.
2. A **tick (✓)** can be interpreted as an indication of support or preference for the statement, and is therefore formal.
3. The use of words or phrases which have unarguable 'yes' or 'no' definitions (such as 'negative', 'affirmative', 'agree', 'disagree', 'in favour'), can be interpreted as formal 'yes' or 'no' votes.
4. The use of words or phrases which have ambiguous meanings (such as 'no worries', 'no sweat', 'unsure'), can not be interpreted as 'yes' or 'no' votes.
5. The marking of the instructions in any way should be interpreted as an informal vote, as the voter must have shown an intention to vote formally.
6. If the ballot paper is initialled, or the voter is identified in any way, this renders the vote informal.
7. The use of the number '1' can be seen as clearly indicating preference for the 'yes' vote, having regard to the use of numbers to indicate first choice on other ballots. The use of any other number, however, is ambiguous and therefore informal.
8. If the voter has written a clear response outside the box under the question, this can be considered a formal vote.

Examples of formal and informal ballot papers are given on the following pages.

Examples of Ballot Papers

HOW TO VOTE

Write YES or NO in the box under each question set out below

Western Australia Ballot Paper

QUESTION NUMBER

[Question Title]  
[Body of question]

X

WRITE 'YES' OR 'NO'

**INFORMAL** A cross is ambiguous, which makes the voter's intention unclear.

HOW TO VOTE

Write YES or NO in the box under each question set out below

Western Australia Ballot Paper

QUESTION NUMBER

[Question Title]  
[Body of question]

✓

WRITE 'YES' OR 'NO'

**FORMAL** A tick is usually interpreted as a preference for, or agreement with. This means that a tick can be construed as a 'yes' vote.

HOW TO VOTE

Write YES or NO in the box under each question set out below

Western Australia Ballot Paper

QUESTION NUMBER

[Question Title]  
[Body of question]

Agree

WRITE 'YES' OR 'NO'

**FORMAL** The voter's intention to give their support to the statement is clear.

HOW TO VOTE

Write YES or NO in the box under each question set out below

Western Australia Ballot Paper

QUESTION NUMBER

[Question Title]  
[Body of question]

In favour

WRITE 'YES' OR 'NO'

**FORMAL** The voter's intention to give their support to the statement is clear.

## Examples of Ballot Papers

**HOW TO VOTE**

**Write YES or NO in the box  
under each question set out  
below**

Western Australia Ballot Paper

**QUESTION NUMBER**

[Question Title]  
[Body of question]

Disagree

WRITE 'YES' OR 'NO'

**FORMAL** Voter's intention to indicate disagreement with statement is clear.

**HOW TO VOTE**

**Write YES or NO in the box  
under each question set out  
below**

Western Australia Ballot Paper

**QUESTION NUMBER**

[Question Title]  
[Body of question]

Not in favour

WRITE 'YES' OR 'NO'

**FORMAL** Voter's intention to indicate disagreement with statement is clear.

**HOW TO VOTE**

**Write YES or NO in the box  
under each question set out  
below**

Western Australia Ballot Paper

**QUESTION NUMBER**

[Question Title]  
[Body of question]

Y

WRITE 'YES' OR 'NO'

**FORMAL** Indicates a 'yes' vote.

**HOW TO VOTE**

**Write YES or NO in the box  
under each question set out  
below**

Western Australia Ballot Paper

**QUESTION NUMBER**

[Question Title]  
[Body of question]

N

WRITE 'YES' OR 'NO'

**FORMAL** Indicates a 'no' vote.

## Examples of Ballot Papers

**HOW TO VOTE**

**Write YES or NO in the box under each question set out below**

Western Australia Ballot Paper

**QUESTION NUMBER**

[Question Title]

[Body of question] **No**

WRITE 'YES' OR 'NO'

**FORMAL** Although the response is written outside of the box, the voter's intention is still clear.

**HOW TO VOTE**

**Write YES or NO in the box under each question set out below**

Western Australia Ballot Paper

**QUESTION NUMBER**

[Question Title]

[Body of question]

No worries

WRITE 'YES' OR 'NO'

**INFORMAL** Statement is ambiguous.

**HOW TO VOTE**

**Write YES or ~~NO~~ in the box under each question set out below**

Western Australia Ballot Paper

**QUESTION NUMBER**

[Question Title]

[Body of question]

WRITE 'YES' OR 'NO'

**INFORMAL** Instructions are marked, not the question.

**HOW TO VOTE**

**Write YES or NO in the box under each question set out below**

Western Australia Ballot Paper

**QUESTION NUMBER**

[Question Title]

[Body of question]

YES NO *RC*

WRITE 'YES' OR 'NO'

**INFORMAL** Ballot paper is initialled and therefore, voter is identified.

## Examples of Ballot Papers

**HOW TO VOTE**

**Write YES or NO in the box  
under each question set out  
below**

Western Australia Ballot Paper

**QUESTION NUMBER**

[Question Title]  
[Body of question]

1

WRITE 'YES' OR 'NO'

**FORMAL** *The use of the numeral '1' can be interpreted as a formal 'yes' vote.*

**HOW TO VOTE**

**Write YES or NO in the box  
under each question set out  
below**

Western Australia Ballot Paper

**QUESTION NUMBER**

[Question Title]  
[Body of question]

2

WRITE 'YES' OR 'NO'

**INFORMAL** *The use of any other numeral is ambiguous and therefore informal.*

## Appendix 4 – 2005 Referendum Ballot Paper

BALLOT PAPERS

*Referendums Act 1983 (s. 17)*  
*Retail Trading Hours Act 1987 (s. 43)*

TEAR OFF HERE

---

**HOW TO VOTE**

**Write YES or NO in the box  
under each question set out below.**

Western Australia Ballot paper  
*Retail Trading Hours Act 1987 (s. 43)*

**QUESTION 1**

**Extended week night shopping**

Do you believe that the Western Australian community would benefit if trading hours in the Perth Metropolitan Area were extended to allow general retail shops to trade until 9 pm Monday to Friday?

WRITE 'YES' OR 'NO'

Western Australia Ballot paper  
*Retail Trading Hours Act 1987 (s. 43)*

**QUESTION 2**

**Extended Sunday shopping**

Do you believe that the Western Australian community would benefit if trading hours in the Perth Metropolitan Area were extended to allow general retail shops to trade for 6 hours on Sunday?

WRITE 'YES' OR 'NO'

**ANSWER EACH QUESTION**

## Appendix 5 – Returning Officers, Areas, Enrolment and Polling Place Numbers

Returning Officers, Areas, Enrolments and Polling Place numbers								
Region	Regional Returning Officer	District	District Returning Officer	Area (km <sup>2</sup> )	* Enrolment	Polling Places		
						Ordinary	Special Inst.	Remotes
Agricultural	Roger Williams	1 Avon	Sally Thomas	15,861	13,496	19	2	
		2 Geraldton	Michelle Gard	52	14,156	9	5	
		3 Greenough	Brian Robertson	34,682	13,410	18		
		4 Merredin	Martin Morris	73,549	13,777	45		
		5 Moore	Graeme Brown	26,206	13,268	28		
		6 Roe	Brian Willoughby	87,975	13,409	29	3	
		7 Wagin	Karen Ward	22,957	13,525	19	9	
		Total		261,282	95,041	167	19	
East Metropolitan	Greg Rickie	1 Armadale	Danny Wallace	94	28,099	14	8	
		2 Ballajura	Adrian Malkovic	44	27,024	12	1	
		3 Bassendean	Neil Whiteley	84	26,757	12	3	
		4 Belmont	Neville Gates	65	26,979	12	3	
		5 Darling Range	David Hocken	495	29,372	15	6	
		6 Kenwick	Tim Rigden	44	27,192	13	3	
		7 Midland	Leonie Veitch	75	26,252	15	5	
		8 Serpentine-Jarrahdale	Ian Frame	1,359	27,902	15	3	
		9 Southern River	Kevin Parsons	41	26,836	11	1	
		10 Swan Hills	Linda Sperring	1,508	26,965	17	3	
		Total		3,809	273,378	136	36	
		Mining and Pastoral	Gavin Cotterell	1 Central Kimberley-Pilbara	Neil Harding	600,038	13,380	13
2 Kalgoorlie	Tim Maher			67	12,837	8	2	
3 Kimberley	Ron Camp			239,125	13,123	6	4	19
4 Murchison-Eyre	Geoffrey Landwehr			1,232,356	14,366	26	1	17
5 North West Coastal	Garry Hardie			151,465	14,534	14	5	
Total				2,223,051	68,240	67	14	60
North Metropolitan	Peter Dama	1 Balcatta	Peter Rafferty	24	28,427	14	4	
		2 Carine	Robert Hay	26	28,098	11	6	
		3 Churchlands	Mary Petrou	29	27,896	16	3	
		4 Cottesloe	Carl Binning	38	27,876	13	12	
		5 Girrawheen	Raymond Bennett	21	26,010	11	2	
		6 Hillarys	Lyn Cavanagh	23	28,445	11	3	
		7 Joondalup	Mal Bromley	32	26,048	11	3	
		8 Kingsley	Jennifer Willis	25	27,919	11	4	
		9 Maylands	Warren Southwell	23	27,909	13	5	
		10 Mindarie	Shane Wilkinson	47	24,602	9		
		11 Nedlands	David Stewart	26	28,575	19	14	
		12 Perth	Gregory Trenberth	21	27,655	19	10	
		13 Wanneroo	Ron van Beek	637	31,413	14	3	
		14 Yokine	Linda Higgie	24	28,126	16	4	
		Total		996	388,999	188	73	
South Metropolitan	Brian Moore	1 Alfred Cove	Paul Roberts	21	28,027	12	6	
		2 Cockburn	Peter Drew	132	27,126	13	3	
		3 Fremantle	Patrick Satie	45	26,864	12	12	
		4 Murdoch	Diane Roberts	27	28,372	12	7	
		5 Peel	Louise Foppoli	192	26,753	15	3	
		6 Riverton	William Shepherd	24	28,240	11	4	
		7 Rockingham	Matthew Colley	48	26,093	10	6	
		8 South Perth	Peter Rutherford	24	28,114	14	17	
		9 Victoria Park	Brendon Barlow	31	26,136	13	6	
		10 Willagee	Shaun Major	33	25,519	13	5	
		Total		577	271,044	125	69	
South West	Phillip Richards	1 Albany	Heather Marr	43	14,576	9	6	
		2 Bunbury	Ian Butcher	24	14,701	8	4	
		3 Capel	Bruce Carvosso	3,402	15,577	17	2	
		4 Collie-Wellington	Wendy Grove	4,724	15,373	16	6	
		5 Dawesville	Murray Yeoman	121	15,391	6	1	
		6 Leschenault	Brian Price	88	13,640	8	1	
		7 Mandurah	Richard Stevenson	25	14,610	7	6	
		8 Murray	Michael Farren	1,738	14,727	13	4	
		9 Stirling	Kenneth Gwynne	16,105	14,371	26	2	
		10 Vasse	Peter Carter	195	14,002	9	3	
		11 Warren-Blackwood	Andrew Cousins	11,028	15,592	18	4	
		Total		37,493	162,560	137	39	
State Total				2,527,208	1,259,262	820	250	60
* Electors as at Close of Roll - 31 January 2005								

\* Electors as at Close of Roll - 31 January 2005



WESTERN AUSTRALIAN Electoral Commission

Level 2, 111 St Georges Terrace  
Perth Western Australia 6000  
GPO Box F316 Perth  
Western Australia 6841

PHONE (08) 9214 0400 or 13 63 06  
EMAIL [waec@waec.wa.gov.au](mailto:waec@waec.wa.gov.au)  
WEB SITE [www.waec.wa.gov.au](http://www.waec.wa.gov.au)  
FAX (08) 9226 0577  
TELEPHONE TYPEWRITER (TTY) 9214 0487